Planches

Objekttyp: **Chapter**

Zeitschrift: **Beiträge zur Kryptogamenflora der Schweiz = Matériaux pour la flore cryptogamique suisse = Contributi per lo studio della flora crittogama svizzera**

Band (Jahr): **6 (1924)**

Heft 2

PDF erstellt am: **30.05.2024**

Nutzungsbedingungen

Die ETH-Bibliothek ist Anbieterin der digitalisierten Zeitschriften. Sie besitzt keine Urheberrechte an den Inhalten der Zeitschriften. Die Rechte liegen in der Regel bei den Herausgebern.
Die auf der Plattform e-periodica veröffentlichten Dokumente stehen für nicht-kommerzielle Zwecke in Lehre und Forschung sowie für die private Nutzung frei zur Verfügung. Einzelne Dateien oder Ausdrucke aus diesem Angebot können zusammen mit diesen Nutzungsbedingungen und den korrekten Herkunftsbezeichnungen weitergegeben werden.
Das Veröffentlichen von Bildern in Print- und Online-Publikationen ist nur mit vorheriger Genehmigung der Rechteinhaber erlaubt. Die systematische Speicherung von Teilen des elektronischen Angebots auf anderen Servern bedarf ebenfalls des schriftlichen Einverständnisses der Rechteinhaber.

Haftungsausschluss

Alle Angaben erfolgen ohne Gewähr für Vollständigkeit oder Richtigkeit. Es wird keine Haftung übernommen für Schäden durch die Verwendung von Informationen aus diesem Online-Angebot oder durch das Fehlen von Informationen. Dies gilt auch für Inhalte Dritter, die über dieses Angebot zugänglich sind.

Ein Dienst der *ETH-Bibliothek*
ETH Zürich, Rämistrasse 101, 8092 Zürich, Schweiz, www.library.ethz.ch

http://www.e-periodica.ch

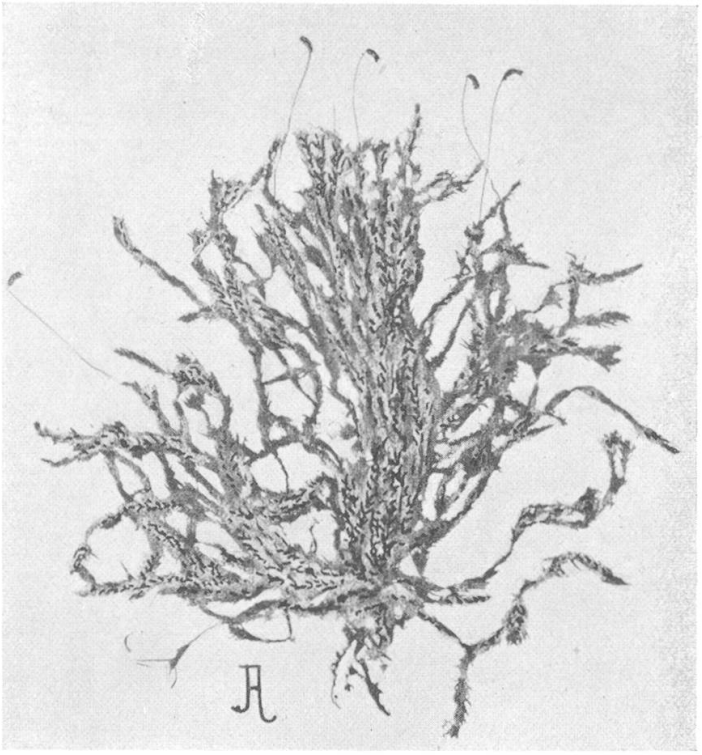

Fig. 1
Aulacomnium palustre Schw.
fo. *typica*



Fig. 2
Aulacomnium palustre fo. *fluitans*
(hydromorphose)



Fig. 2
Bartramia Halleriana Hedw.
fo. haut-alpine (oréomorphose)

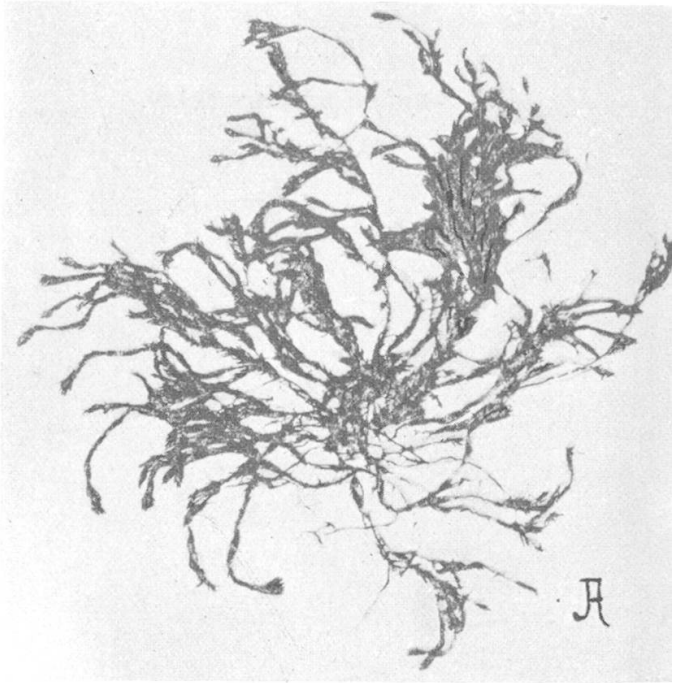

Fig. 1
Braunia alopecura (Brid.)

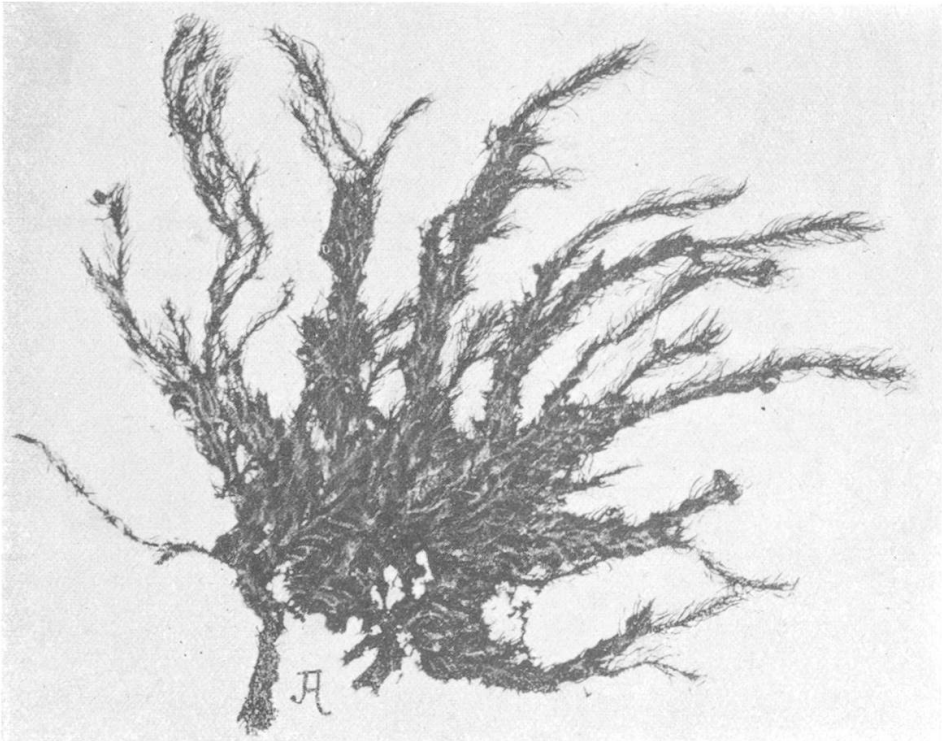

Fig. 3
Bartramia Halleriana fo. *typ*

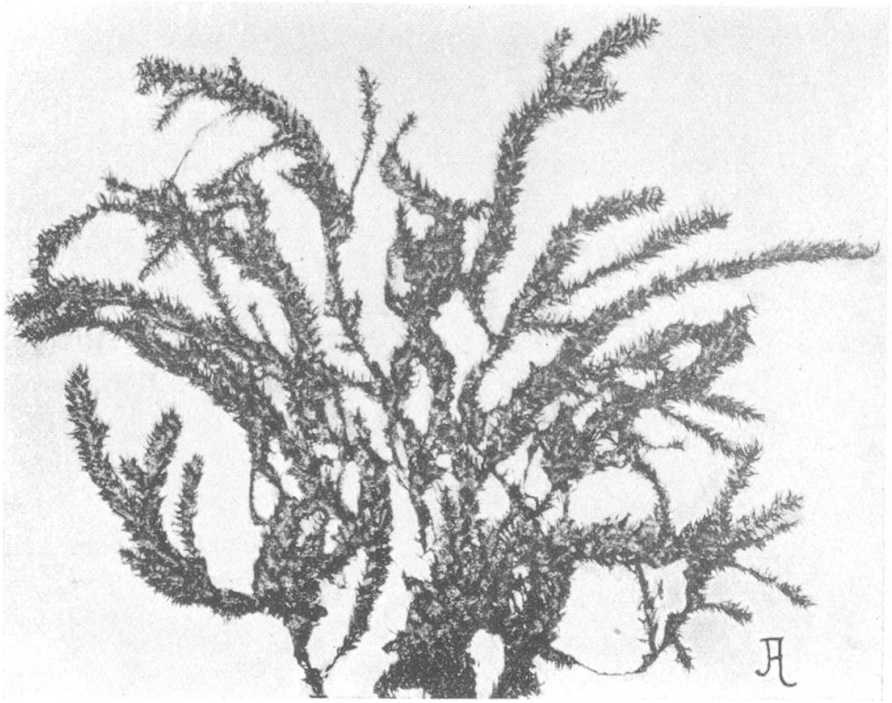

Fig. 1
Breutelia arcuata (Dicks.)



Fig. 2
Bryum Schleicheri Schwaegr. var. *latifolium* Schimp.



Fig. 1

Bryum compactum Horn. (oréomorphose)

Fig. 2

Bryum orthocarpum Amann

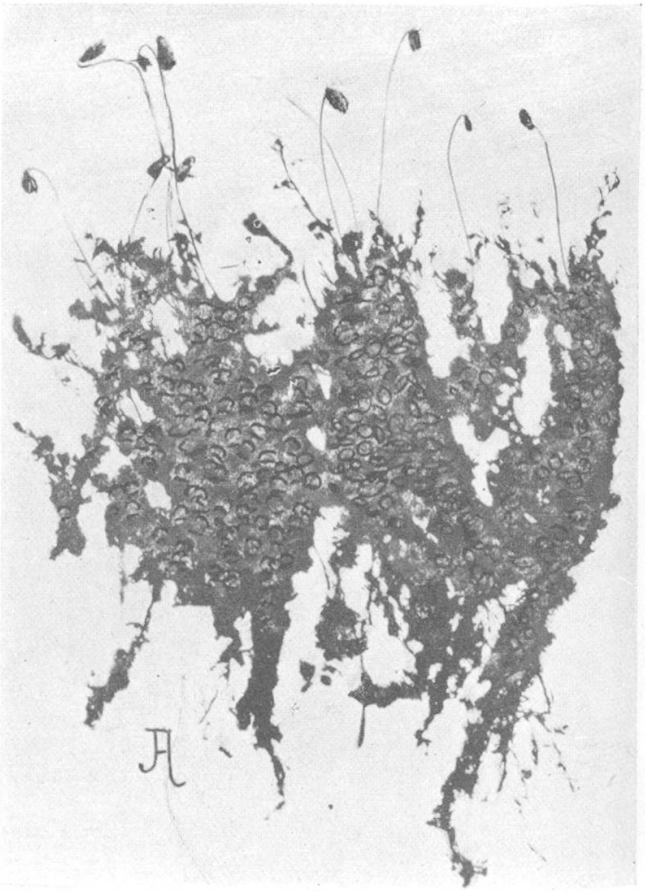

Fig. 3

Cinclidium stygium Sw.



Fig. 1
Cinclidotus danubicus Schiffn. et Baumg.



Fig. 2
Climacium dendroides (L.) hydrorhéomorphose

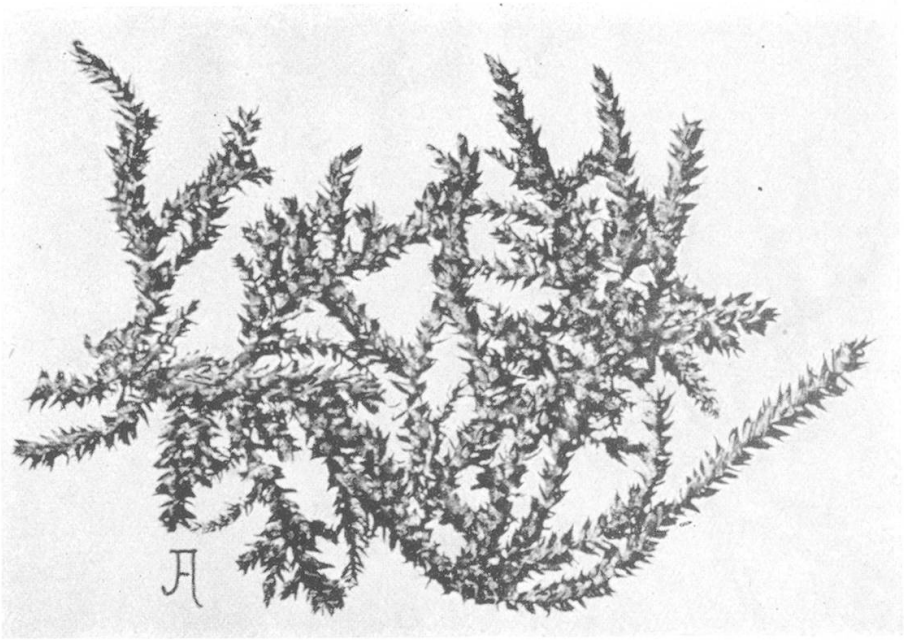

Fig. 1
Climacium dendroides (L.)
forme hydrostatique

Fig. 2
Climacium dendroides (L.) fo. *typica*

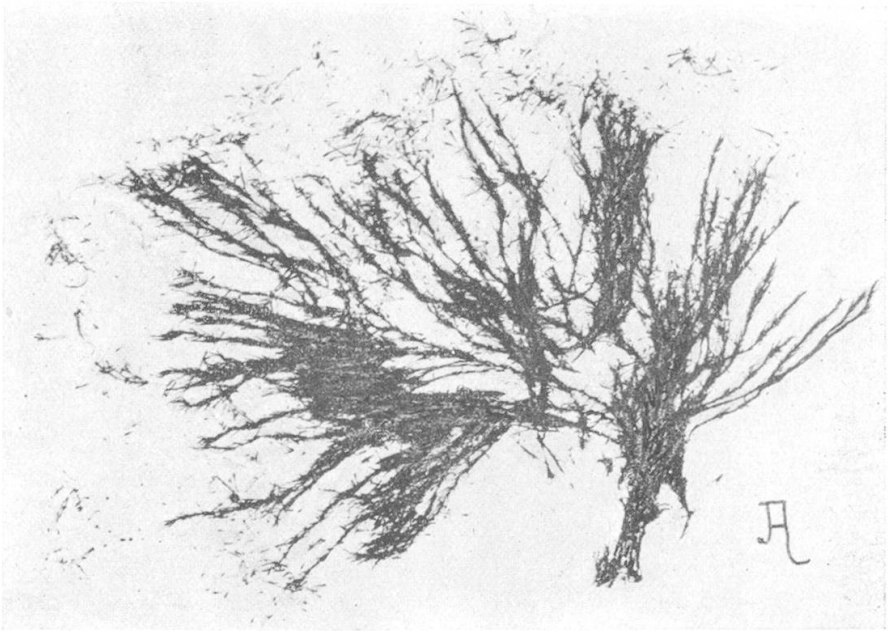

Fig. 1
nodontium longirostre (St.)
euilles caduques servant
de propagules

Fig. 2
Dicranum undulatum Ehrh.

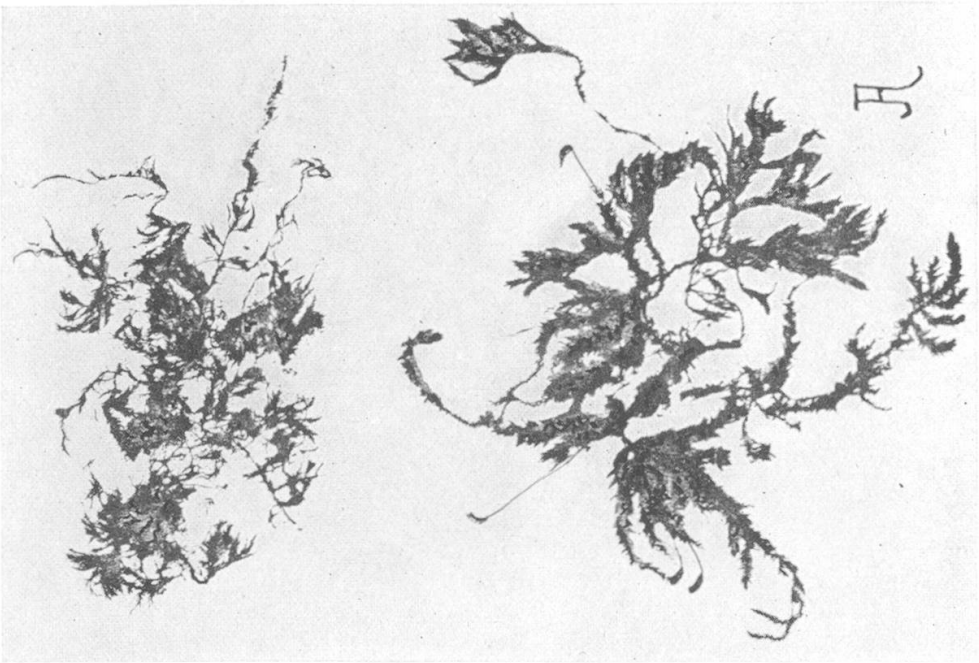

Fig. 1. *Eurynchium Vaucheri* Br. eur.
var. *fagineum* H. M.
Fig. 1bis. — — fo. *typica*

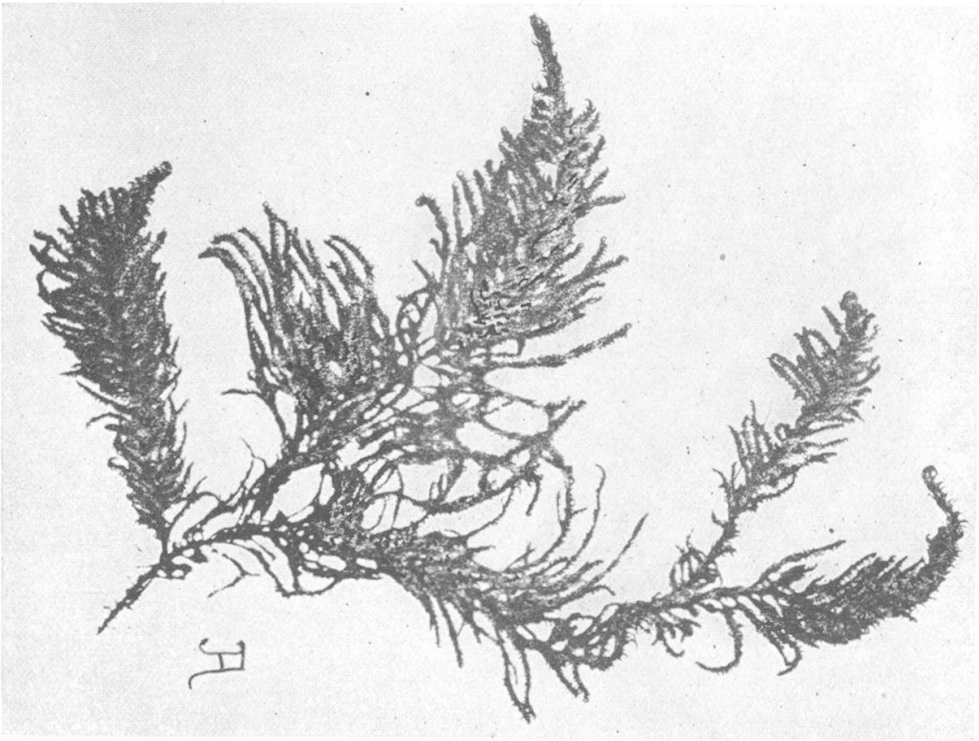

Fig. 2
Ctenidium procerrimum Mol.



Fig. 1
Diobelon squarrosum (Starke) var. *frigidum* Lor.

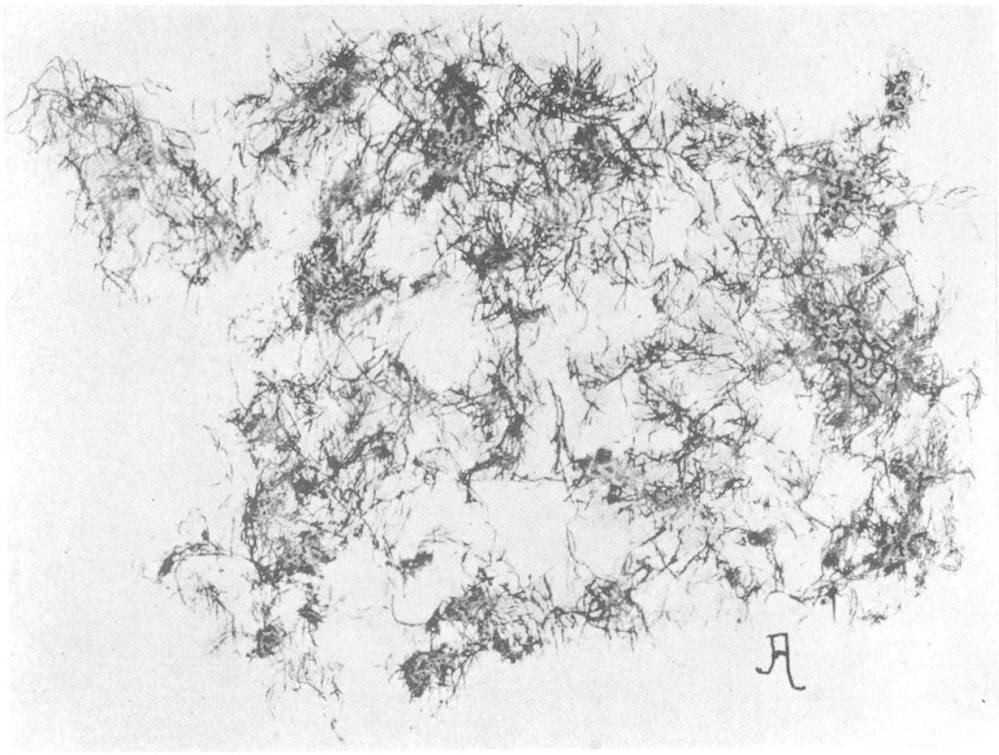

Fig. 2
Heterocladium heteropterum Br. (cryptomorphose)



Fig. 1
Fontinalis gracilis Lindb. (rhéomorphose)



Fig. 2
Fontinalis livonica v. Bock forme hydrostatique



Fig. 1
ntinalis antipyretica L.
fo. *typica*



Fig. 2
Thuidium (Helodium) Blandowii W. et M.



Fig. 1
Hylocomium alaskanum Kin
(arcto-oréomorphose)



Fig. 2
Hylocomium splendens (Hw.)
fo. *typica*



Fig. 1
Hylocomium loreum (L.)



Fig. 2
Hypnum (Calliergon) trifarium W. et M.

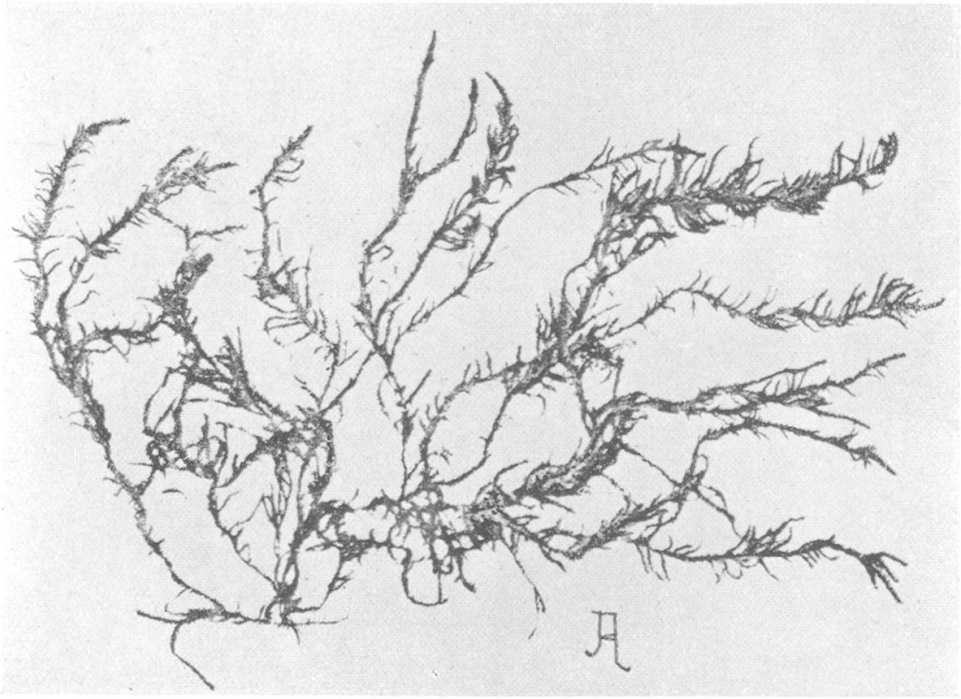

Fig. 1
Hypnum (Cratoneurum) sulcatum Sch. var. *subsulcatum* Sch.

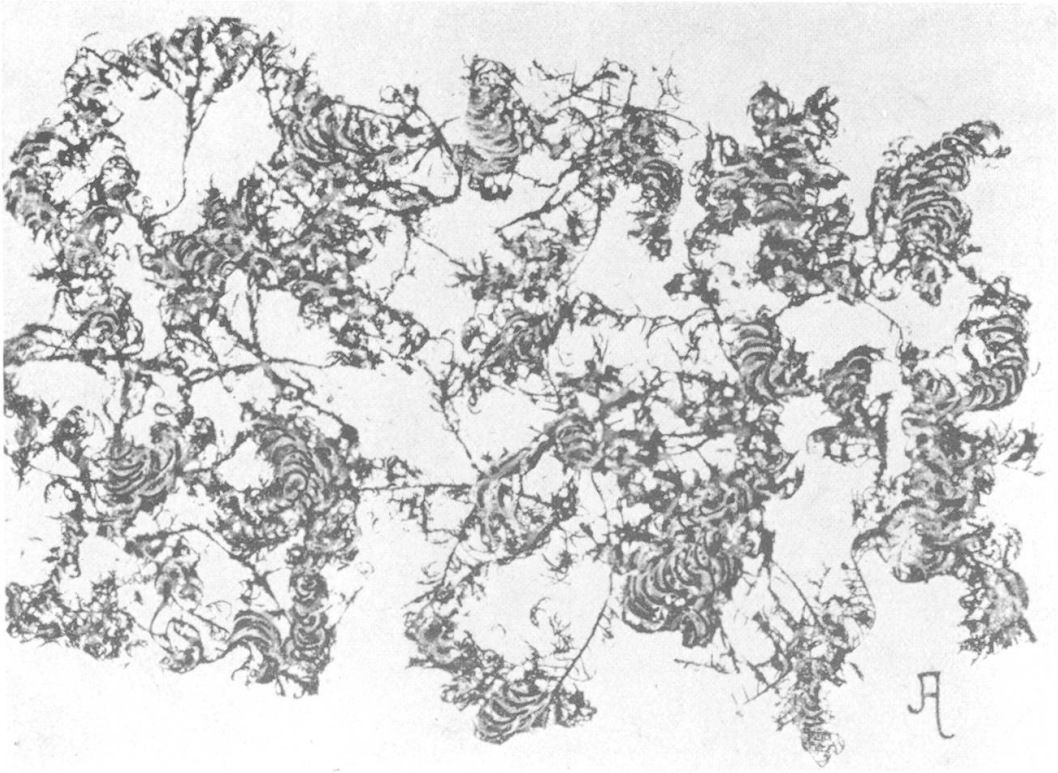

Fig. 2
Leptodon Smithii (Dicks.)

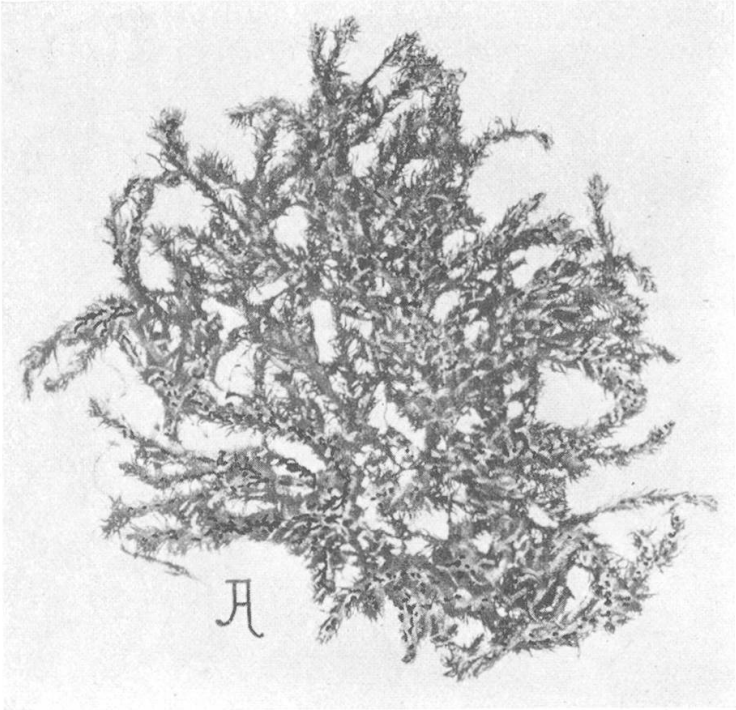

Fig. 1
Orthotrichum Lyellii H. et T.

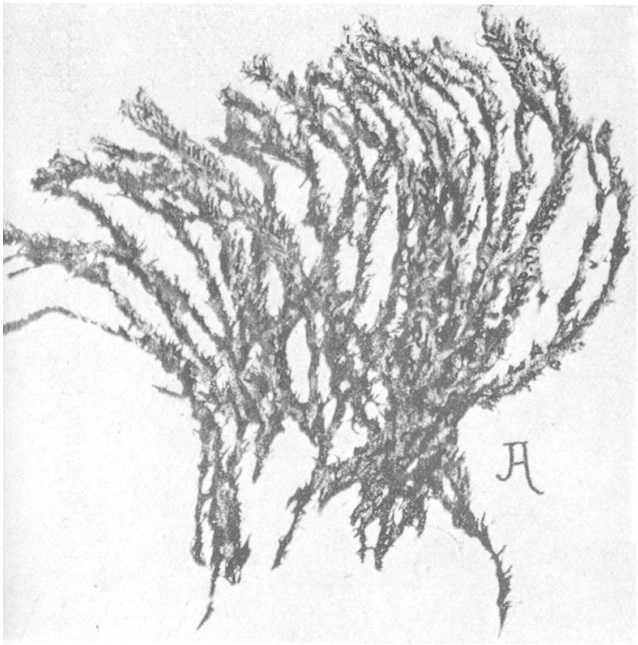

Fig. 2
Barbula gigantea (Funck)



Fig. 3
Anomodon viticulosus (L.) nématodifère

Fig. 1
Hypnum (Drepanocladus) hamifolium Schp.

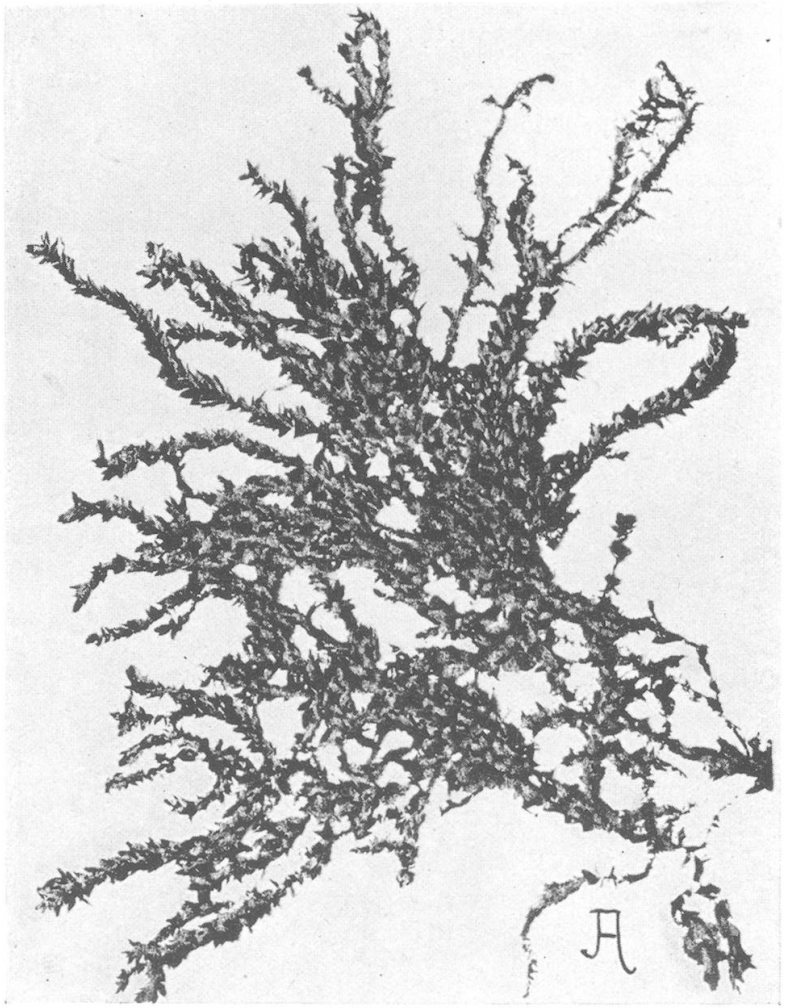

Fig. 2
Hypnum (Calliergon) turgescens Jensen



Fig. 1. *Meesea trichodes* (L.) var. *minor* (Brid)
Fig. 2. — var. *alpina* (Funck)



Fig. 3
Meesea trichodes (L.) *typica*



Fig. 1
Mnium undulatum (L.) fo. *typica*

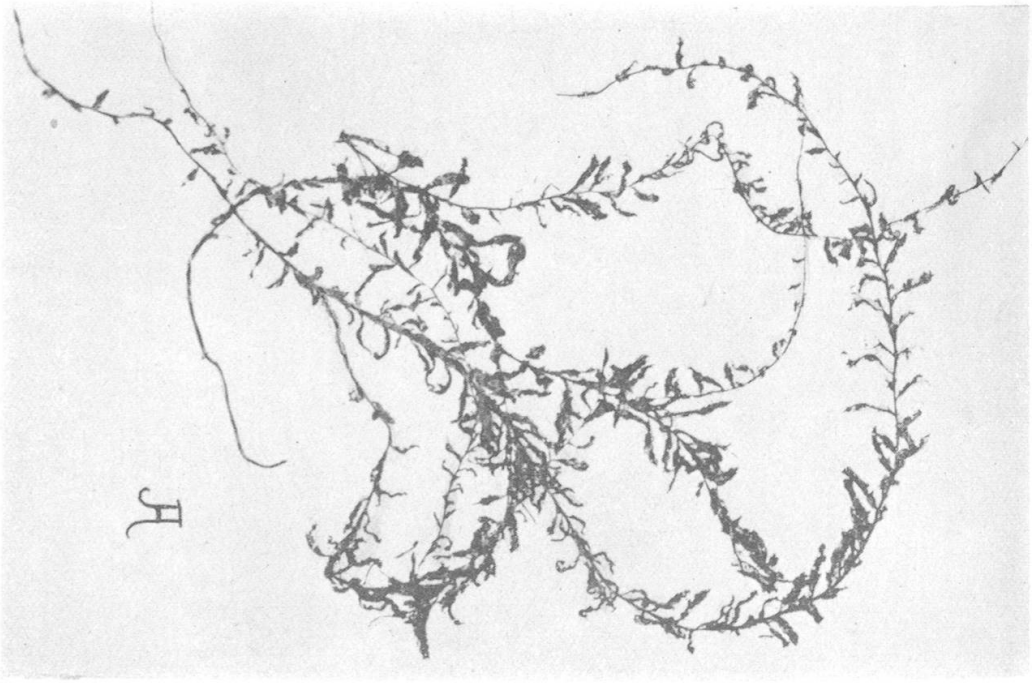

Fig. 2
M. undulatum (L.) fo. *aquatica* (hydromorphose)



Fig. 1
Mnium hornum L. fo. stérile du Jorat

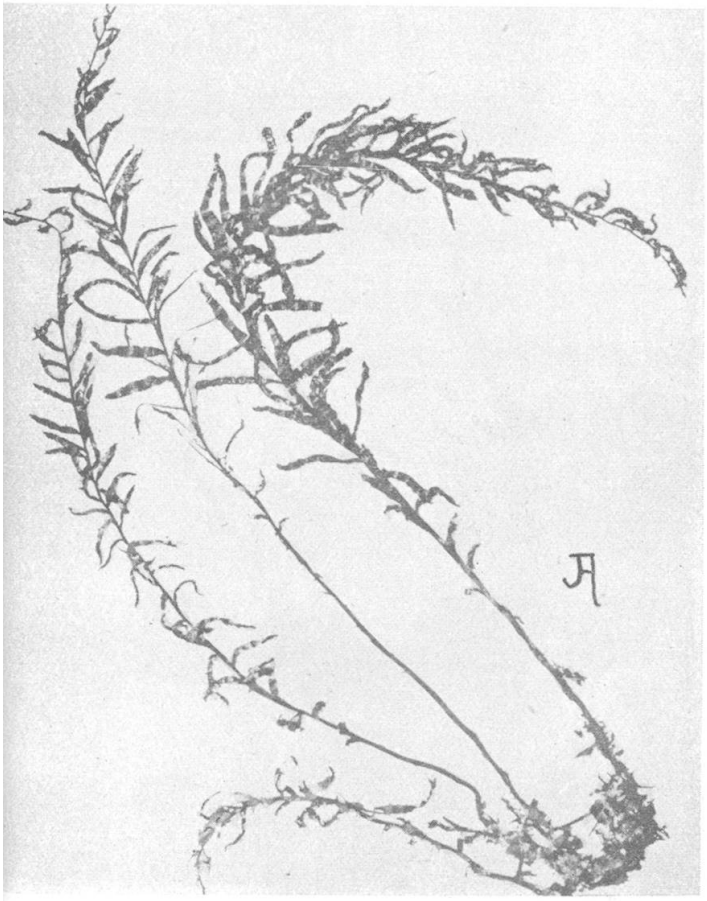

Fig. 2
Mnium undulatum L. cryptomorphose



Fig. 3
M. undulatum L. fo. *arboricole*



Fig. 1

Mnium nivale Amann (oréomorphose)

Fig. 2.

M. orthorrhynchum Bd.

Fig. 3

Mnium spinosum Voit



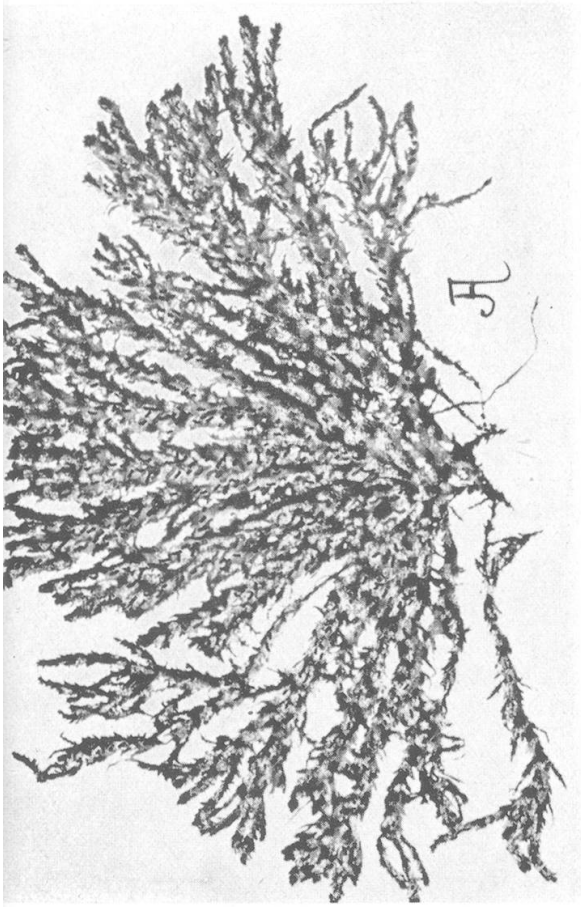

Fig. 1
Neckera jurassica Amann (oréomorphose)



Fig. 3
Neckera crispa Hw.



Fig. 2
Neckera turgida Jur.



Fig. 1
Oreas Martiana H. et H.

Fig. 2
Octodiceras Julianum (Savi)

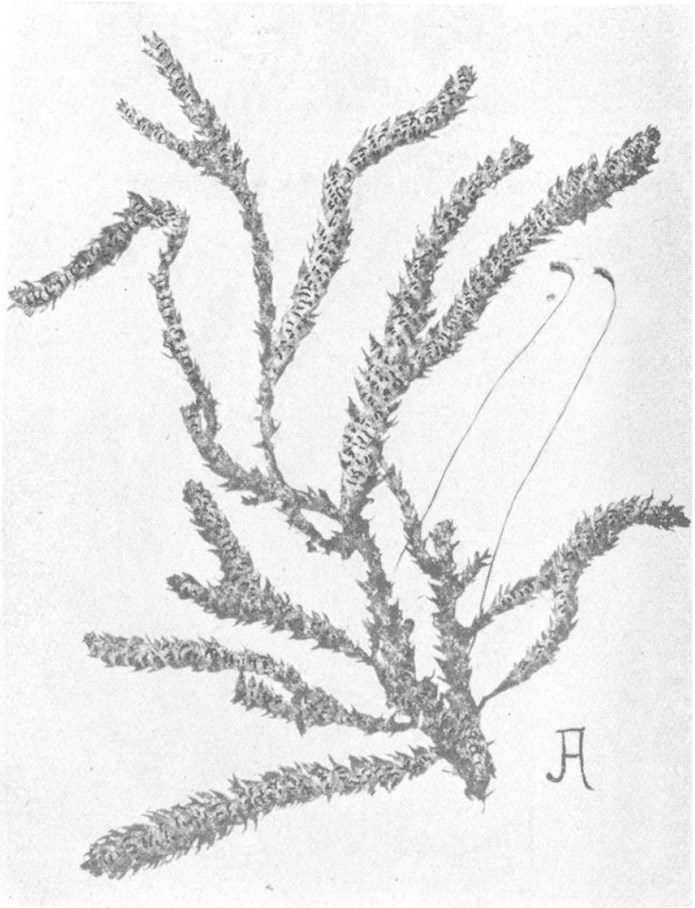

Fig. 3
Plagiothecium undulatum L.

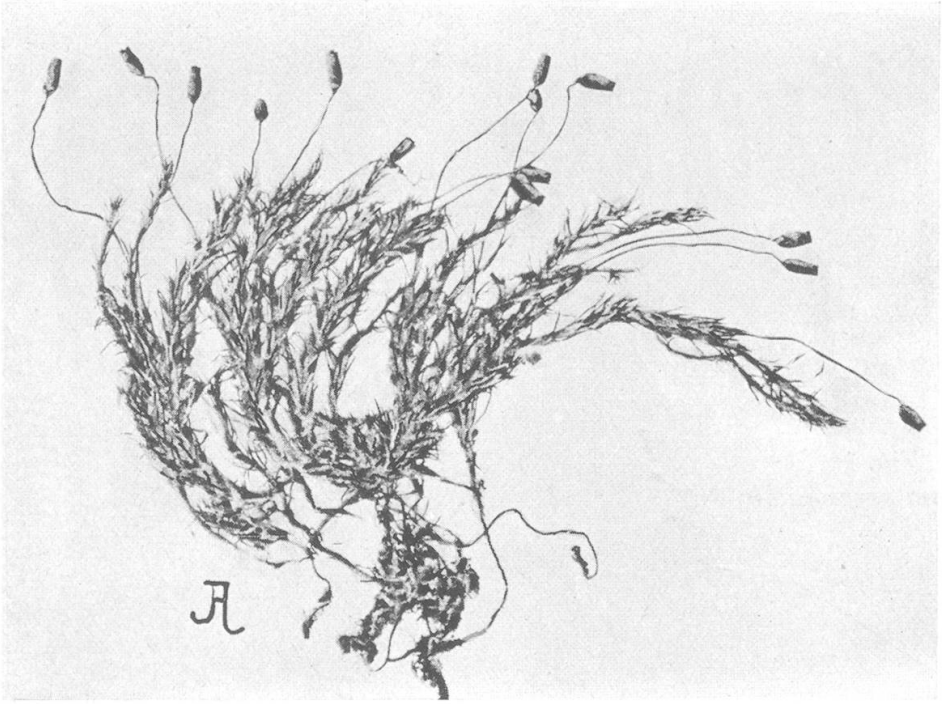

Fig 1. *Polytrichum alpinum* L. var. *septentrionale* (Sw.)

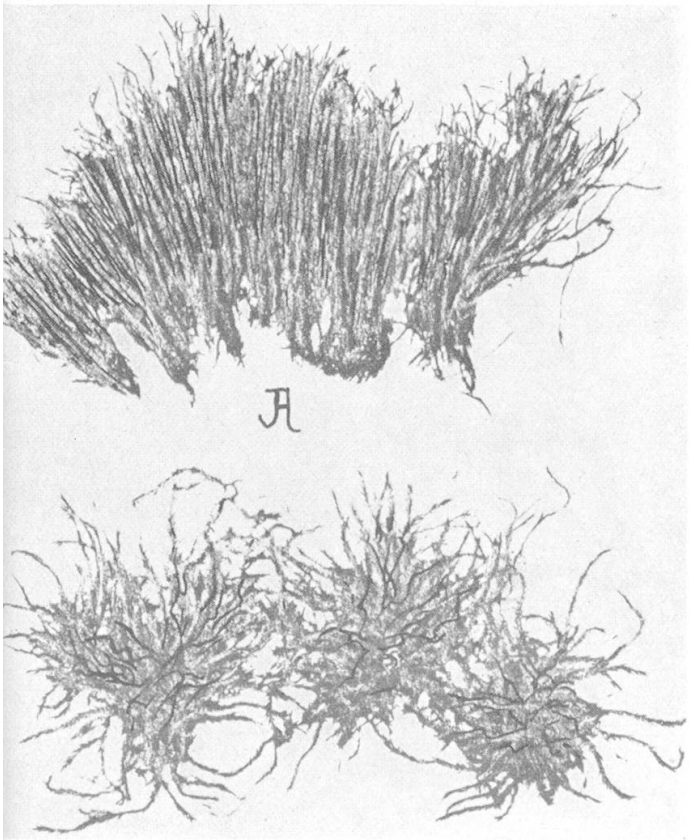

Fig. 2. *Orthothecium strictum* Lor. (oréomorphose)
Fig. 2bis. *O. intricatum* Hartm.



Fig. 3. *Philonotis alpicola* Jur. var. *borealis* (Hagen) (arctomorphose)
Fig. 3bis. *P. alpicola* Jur. fo. *typica*

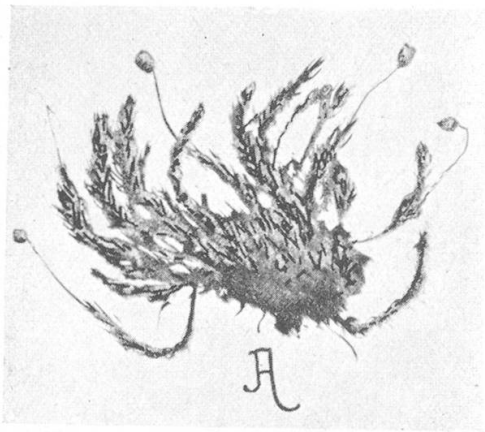

Fig. 1
Polytrichum sexangulare Fl.



Fig. 2
Ptilium crista-castrensis (L.)



Fig. 3
Pterygophyllum lucens



Fig. 1
Rhacomitrium lanuginosum (Ehrh.)
(oréomorphose)



Fig. 2
R. lanuginosum (Ehrs.) fo. *typica*

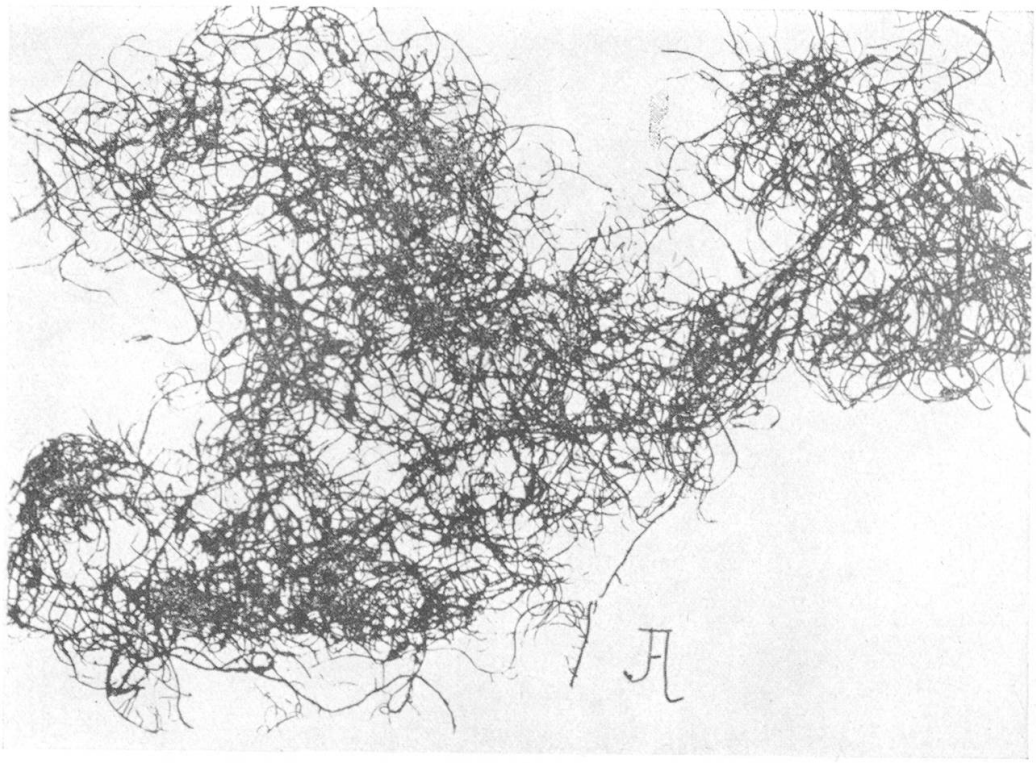

Fig. 1
Rhynchostegium rusciforme (Neck)
var. *simplicissimum* Amann
(rhéomorphose extrême)



Fig. 2
R. rusciforme (Neck) fo. *typica*



Fig. 1
Rhytidium rugosum (L.) *typicum*

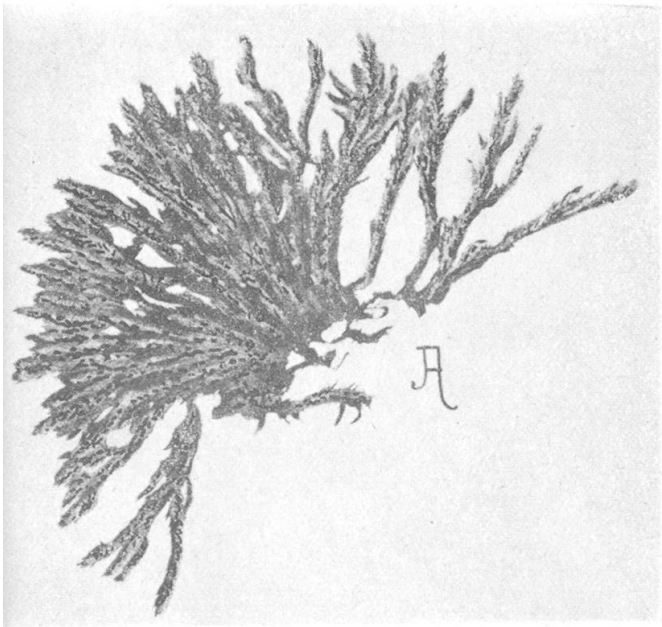

Fig. 2
Rhytidium var. *boreale* (Lange) (oréomorphose)

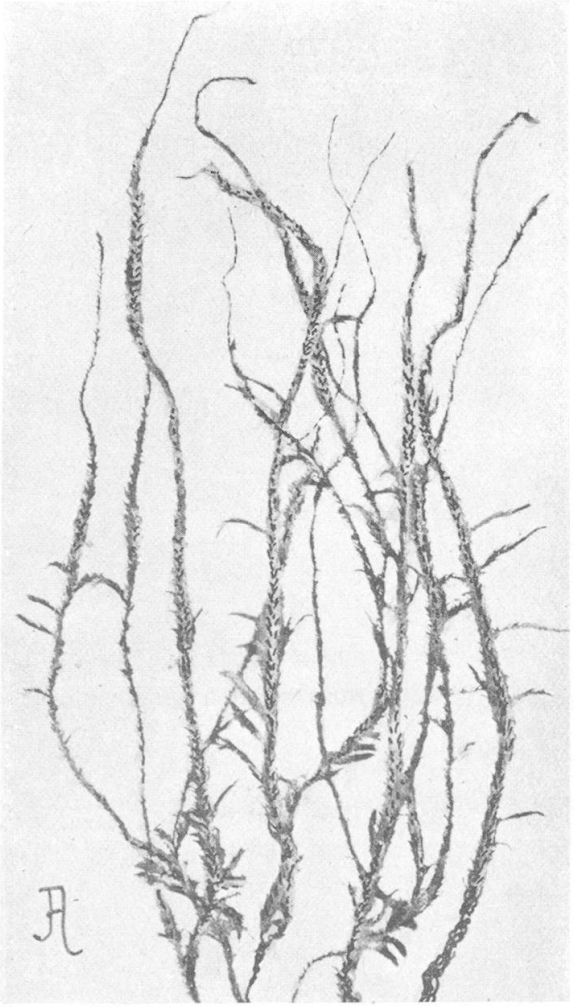

Fig. 3
Rhytidium var. *gracile* Amann (sciamorphose)



Fig. 1
Splachnum sphaericum (L. fil.)
var. *gracile* (Dicks.)

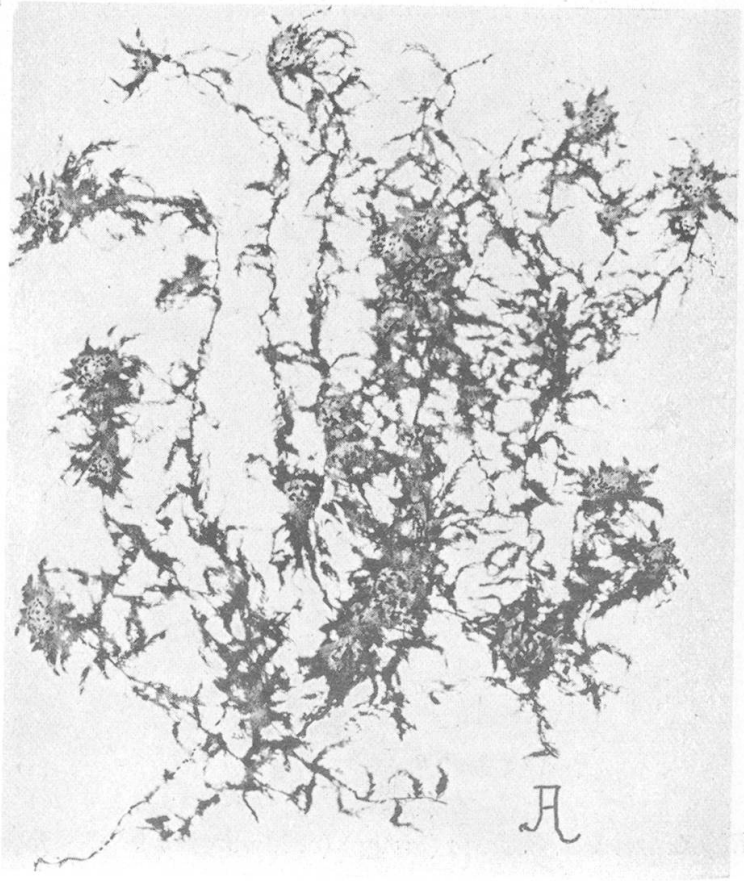

Fig. 2
Sphagnum molluscum Bruch



Fig. 1
Thamnium alopecurum L.
fo. *typica*



Fig. 2
Thamnium Lemani
Schnetzler
(rhéomorphose abyssale)



Fig. 1
Thamnium alopecurum L.
var. *protensum* Turn
(hydromorphose)

Fig. 2
Thamnium alopecurum L.
var. *cavernarum*
(cryptomorphose)

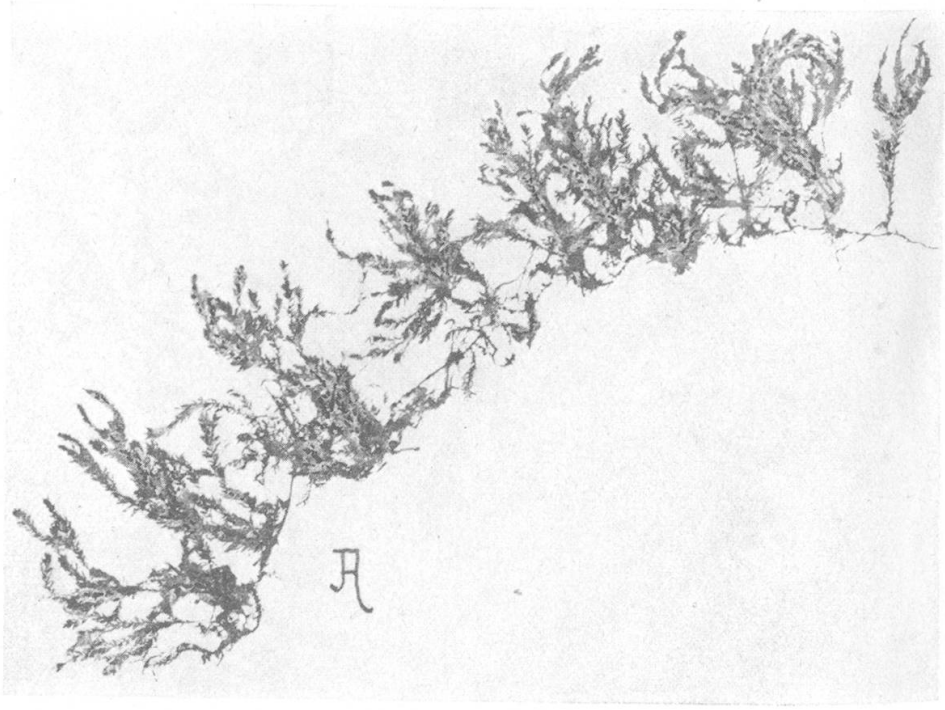



Fig. 1
Thuidium abietinum (L.) fo. *typica*



Fig. 2
T. abietinum (L.) var. *gracile* Amann
(sciamorphose)



Fig. 3
Zygodon gracilis Wils.



Fig. 2
Thuidium tamariscinum (Hw.)



Fig. 1
Voitia nivalis Horn.