Tafeln

Objekttyp: **Appendix**

Zeitschrift: **Schweizerische Polytechnische Zeitschrift**

Band (Jahr): **15 (1870)**

PDF erstellt am: **24.05.2024**

Nutzungsbedingungen

Die ETH-Bibliothek ist Anbieterin der digitalisierten Zeitschriften. Sie besitzt keine Urheberrechte an den Inhalten der Zeitschriften. Die Rechte liegen in der Regel bei den Herausgebern.
Die auf der Plattform e-periodica veröffentlichten Dokumente stehen für nicht-kommerzielle Zwecke in Lehre und Forschung sowie für die private Nutzung frei zur Verfügung. Einzelne Dateien oder Ausdrucke aus diesem Angebot können zusammen mit diesen Nutzungsbedingungen und den korrekten Herkunftsbezeichnungen weitergegeben werden.
Das Veröffentlichen von Bildern in Print- und Online-Publikationen ist nur mit vorheriger Genehmigung der Rechteinhaber erlaubt. Die systematische Speicherung von Teilen des elektronischen Angebots auf anderen Servern bedarf ebenfalls des schriftlichen Einverständnisses der Rechteinhaber.

Haftungsausschluss

Alle Angaben erfolgen ohne Gewähr für Vollständigkeit oder Richtigkeit. Es wird keine Haftung übernommen für Schäden durch die Verwendung von Informationen aus diesem Online-Angebot oder durch das Fehlen von Informationen. Dies gilt auch für Inhalte Dritter, die über dieses Angebot zugänglich sind.

Ein Dienst der *ETH-Bibliothek*
ETH Zürich, Rämistrasse 101, 8092 Zürich, Schweiz, www.library.ethz.ch

http://www.e-periodica.ch

Arzberger: Ueber Einformen weiter gusseiserner Röhren.

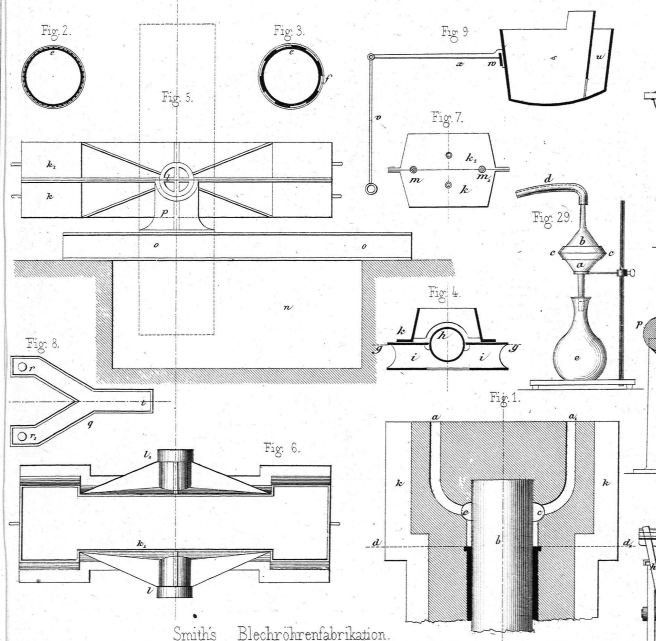

Smith's Blechröhrenfabrikation.

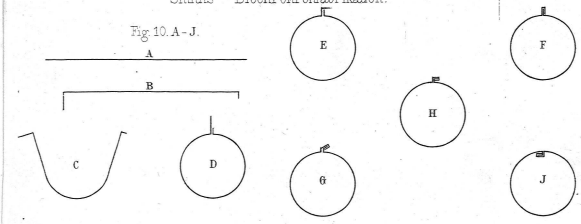

Weild's mechan. Teppichstuhl.

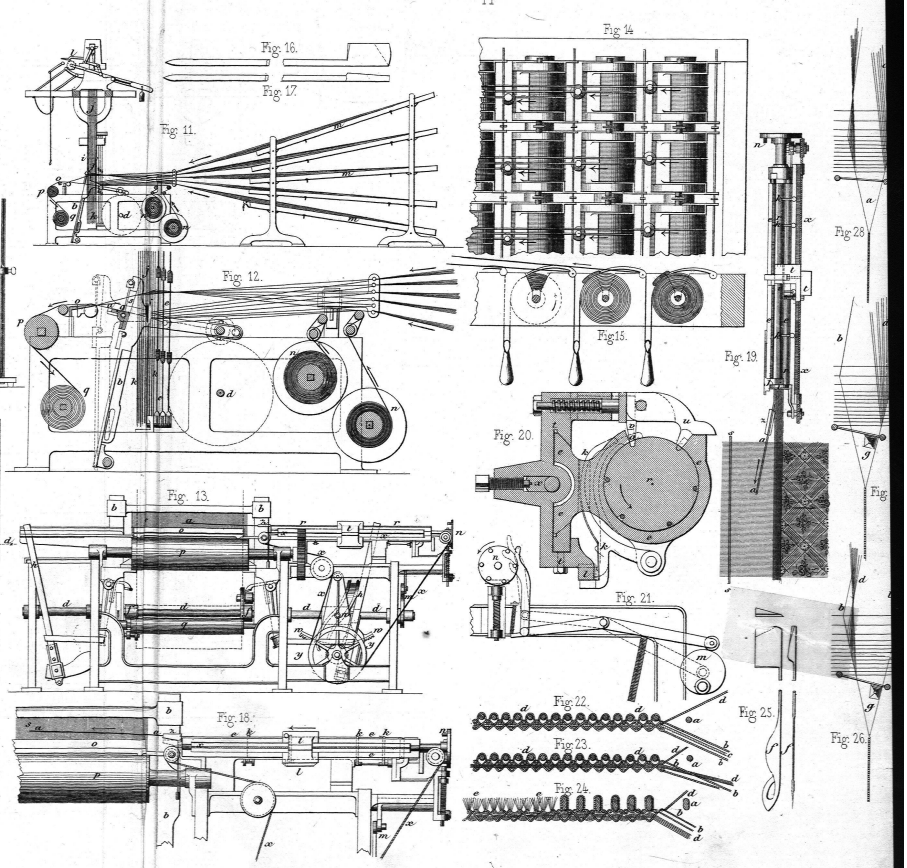

Lith. Anstalt v. Wurster, Randegger & Cº in Winterth.

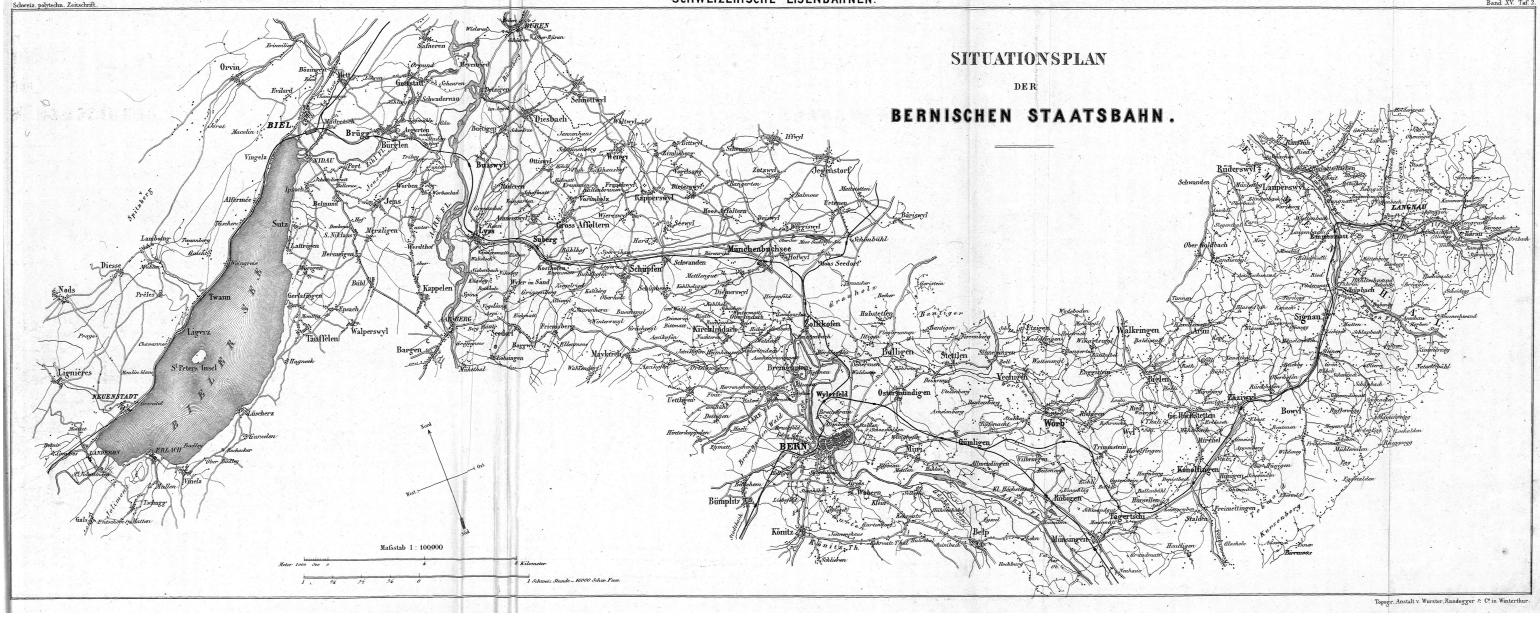
SITUATIONSPLAN
DER
BERNISCHEN STAATSBAHN.
BIEL
BIELERSEE
Nidau
Orvin
Bözingen
Brüggen
Burgdorf
Biberist
Bern
Worb
Münsingen
Belp
Thun
Spiez
Interlaken
Neuenburg
Murten
Kerzers
Lyss
Aarberg
Biel
Nods
Twann
Ligerz
St Petersinsel
Lamboing
Diesse
Sutz
Lüscherz
Tüscherz
Vinelz
Erlach
Gampelen
Kallnach
Aarberg
Walperswyl
Bargen
Suberg
Schüpfen
Münchenbuchsee
Kirchdorf
Schönbühl
Bremgarten
Muri
Belp
Bümpliz
Köniz
Bolligen
Ostermundigen
Worb
Signau
Langnau
Emmenmatt
Lauperswyl
Rüderswyl
Bowil
Eggiwil
Walkringen
Kaufdorf
Jaggistorf
Wichtrach
Oberdiessbach
Thierachern
Heimberg
Steffisburg
Unterseen
Wilderswil
Gunten
Sigriswil
Leissigen
Faulensee
Spiez
Reichenbach
Frutigen
Kandersteg
Adelboden
Lauterbrunnen
Grindelwald
Meiringen
Brienz
Ringgenberg
Bönigen
Iseltwald
Gurnigelbad
Rüeggisberg
Kiesen
Uttigen
Heimiswil
Oberburg
Hasle
Langnau
Wyssachen
Sumiswald
Grosshöchstetten
Konolfingen
Stettlen
Vechigen
Ittigen
Bremgarten
Muri
Gümligen
Bümpliz
Köniz
Belp
Münsingen
Rüegsau
Lützelflüh
Affoltern
Kappelen
Gross Affoltern
Kleinhöchstetten
Zollikofen
Bern
Wabern
Ostermundigen
Bolligen
Stettlen
Vechigen
Worb
Walkringen
Kaufdorf
Signau
Langnau
Emmenmatt
Lauperswyl
Rüderswyl
Bowil
Eggiwil

BERNISCHE STAATSBAHN

NEUENSTADT – BIEL – BERN – LANGNAU.

Längenprofil

Maßstab für die Längen = 1:200000
für die Höhen = 1:4000

Kantonsgrenze bis Mitte Aufnahmegebäude Neuenstadt	= 2282'	=	0,6246 Kilometer
Neuenstadt - Biel von Mitte zu Mitte Aufnahmegebäude	= 48011'	=	14,6033 "
Biel - Bern	= 112516'	=	33,7548 "
Bern - Langnau	= 124837'	=	37,4511 "
Total - Länge	287646'	=	86,2938 Kilometer
		=	17 Stunden. + 15646 —

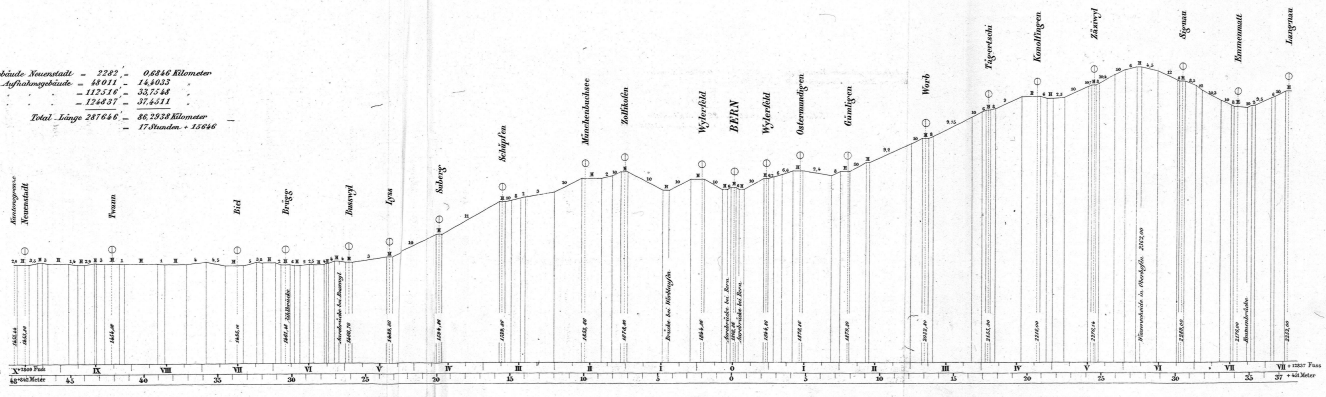

Typogr. Anstalt v. Wurster, Randegger & C. in Winterthur

Kartenausschlagmaschine von Ulbricht.

1/10.

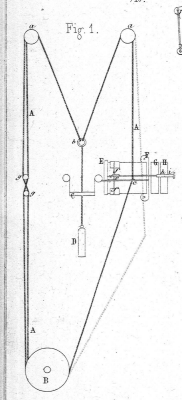



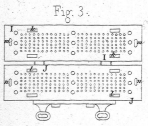

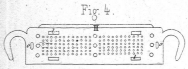

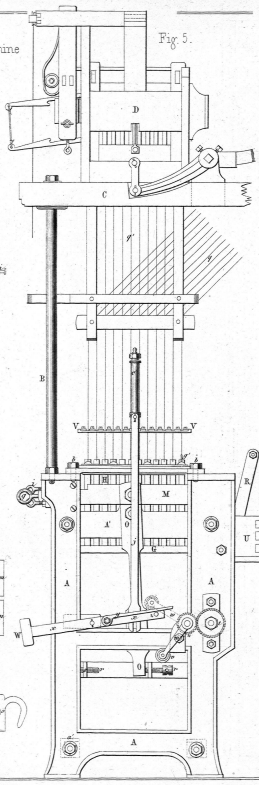

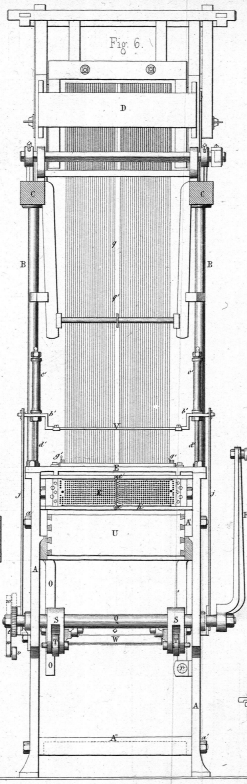

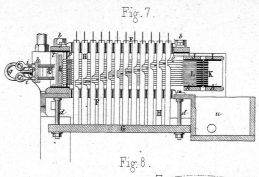

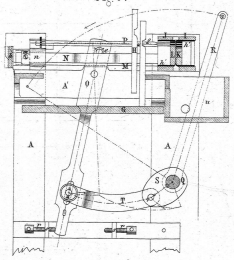

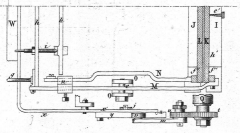



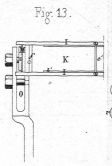

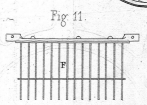

Bandsäge von Heckner & Comp.

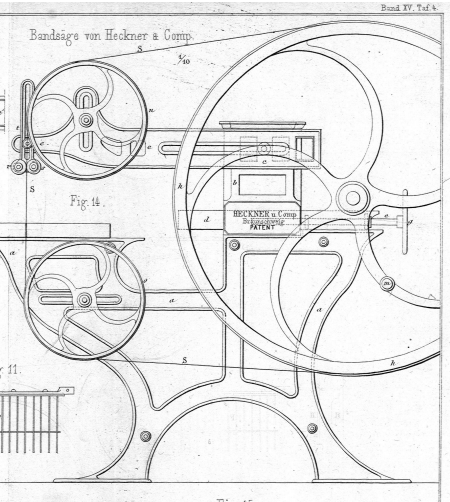

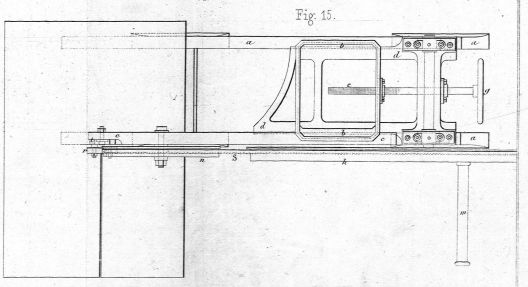

Lith. Anst. v. Wurster, Randegger & Comp. in Winterthur.

Verdampfungsmesser von Fischer u. Stuhl.

Fig. 1.

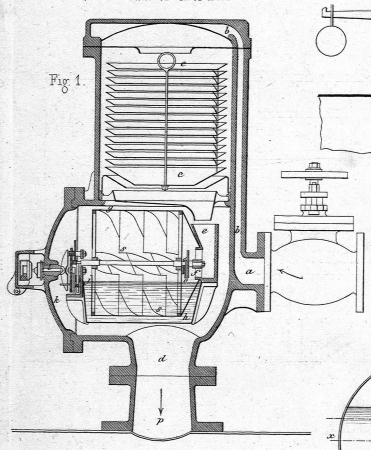

Sicherheitsventile von Hughes u. Sellers.

Fig. 4.

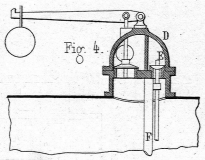

Fig. 5.

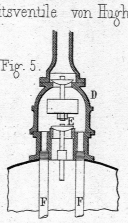

Fig. 6.

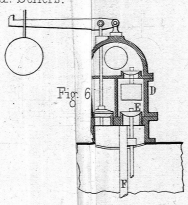

Prüsmann's Sicherheitsapparat für Dampfkessel

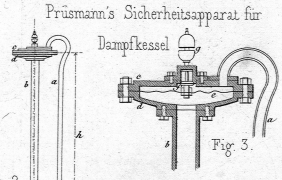

Fig. 3.

Verbesserte Schierbüchse für Dampfcylinder.

Fig. 8.

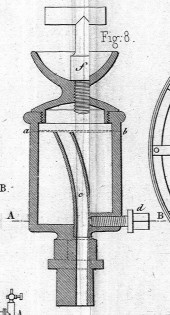

Fig. 2.

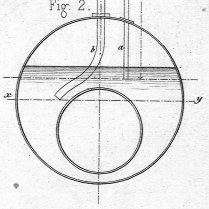

Fig. 9. Schnitt A-B.

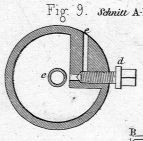

Clark's stählernes Wagenrad.

Fig. 11.

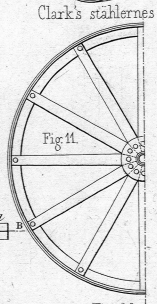

Fig. 12.

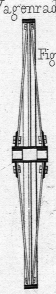

Arndt's Griesputzmaschine. $\frac{1}{32}$

Fig. 20.

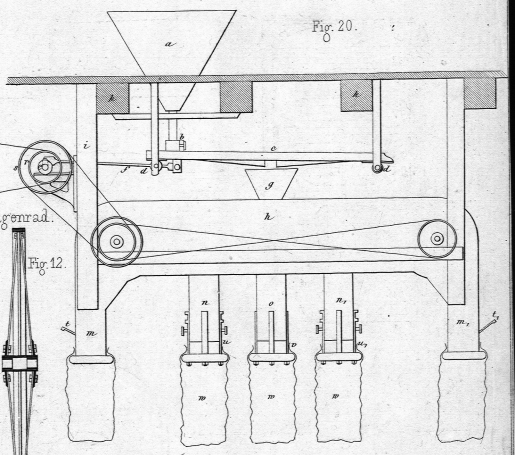

Fig. 22.

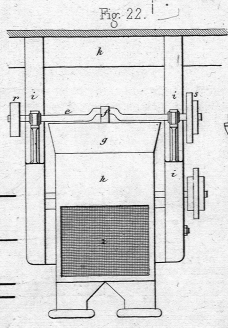

Fig. 21.

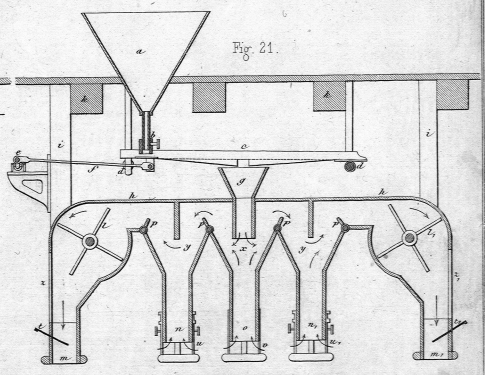

Artzberger's elektrische Uhr.

Fig. 15.

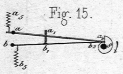

Fig. 14.

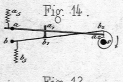

Fig. 13.

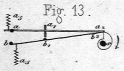

Fig. 19.

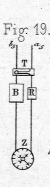

Fig. 16.

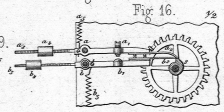

Fig. 17.

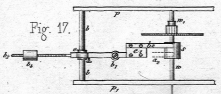

Fig. 18.

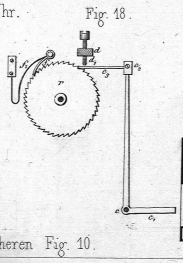

Zabel's Vorrichtung zur Verhütung von Dampfkessel-Explosionen.

Fig. 7.

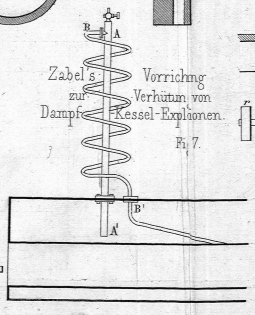

Façonirte Blechscheren Fig. 10.

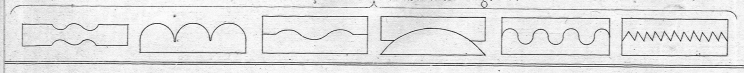

Lith. Anst. v. Wurster, Randegger & Cie. in Winterthur.

Desgoffe's Apparate zur Bestimmung der Festigkeit der Materialien.

Massstab 1:10.

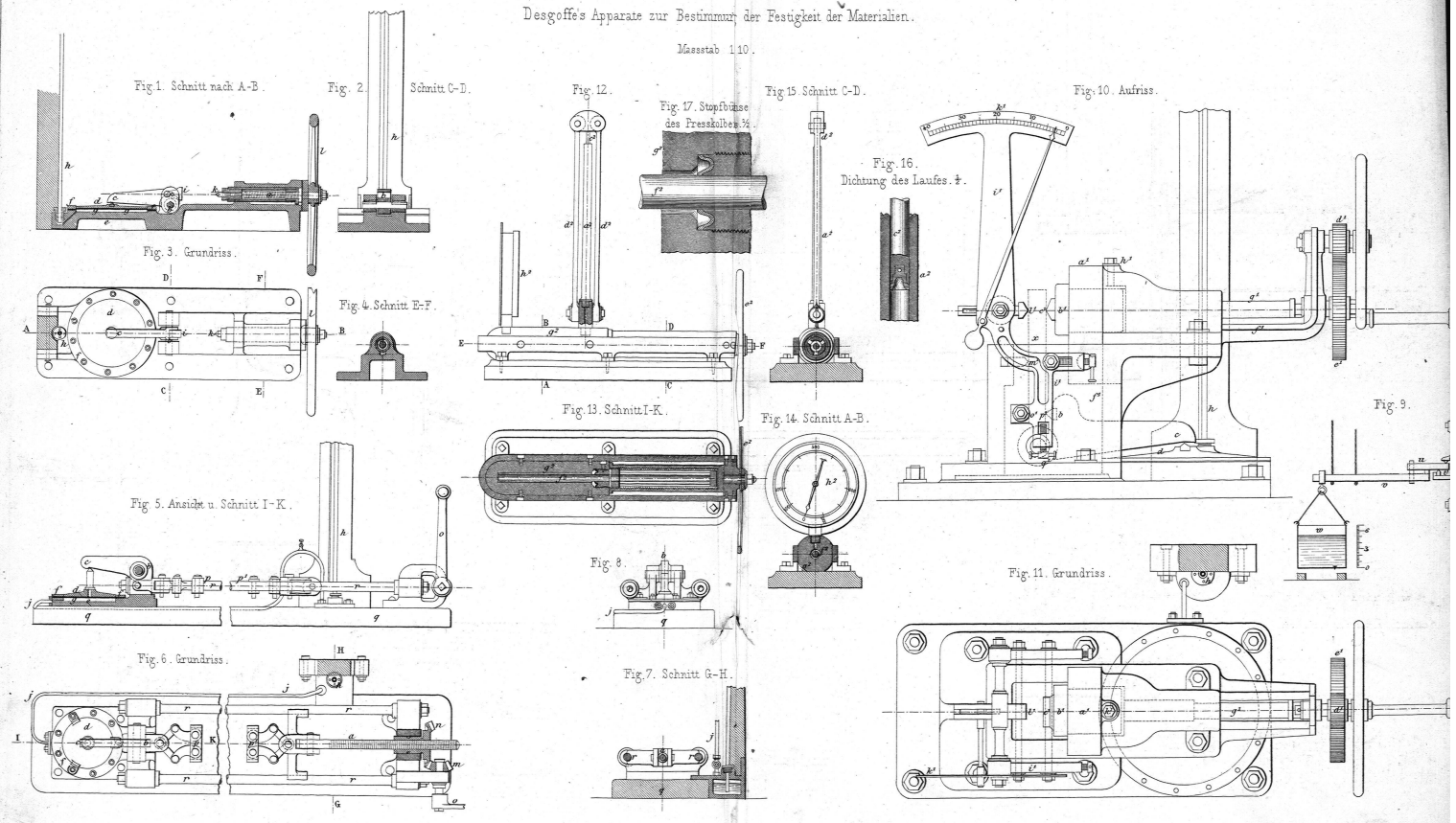

Lith. Anstalt v. Wurster, Randegger & Cie in Winterthur

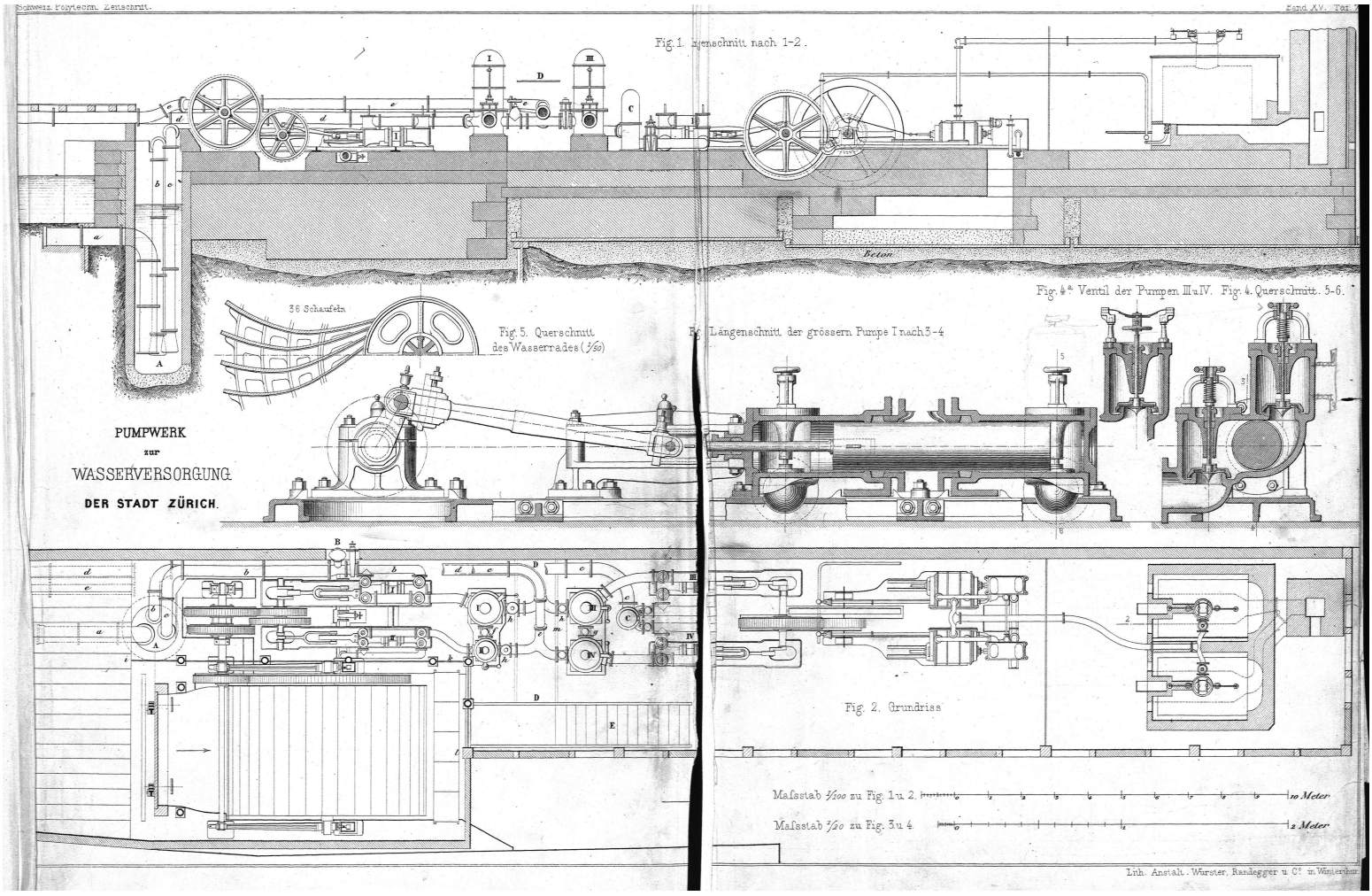

Lith. Anstalt. Würster, Randegger u. Cie. in Winterthur.

Henzel's Wassermesser.

Fig. 1.

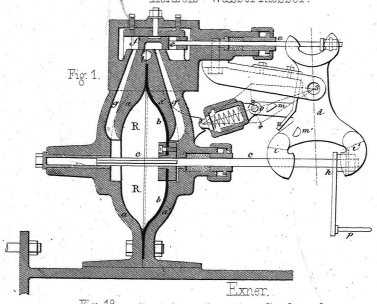

Exner.

Vorrichtung zum selbstthätigen Kugeldrehen.

Fig. 2.

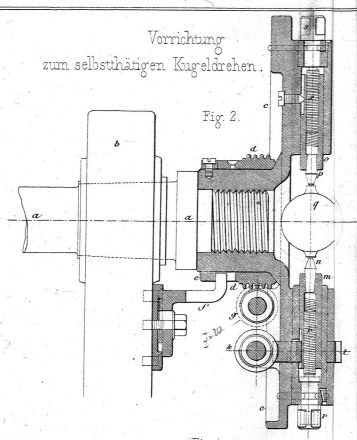

Fig. 3.

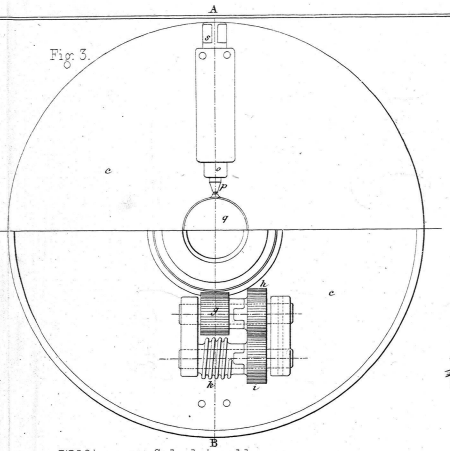

Osterkamp's pat: Gesteinbohrmaschine

Fig. 5.

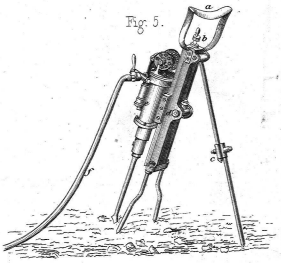

Fig. 18. Spaltfestigkeit u. Spaltwerkzeuge.

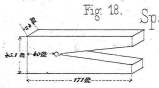

Fig. 24.

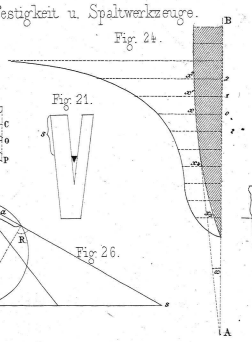

Fig. 19.

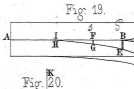

Fig. 21.

Fig. 20.

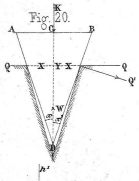

Fig. 26.

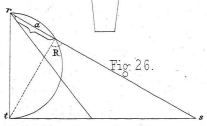

Fig. 4.

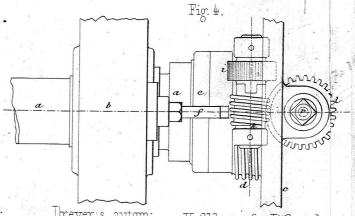

Wolf's pat: Sicherheitsschloss.

Fig. 11. ½

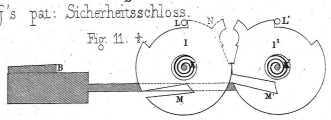

Fig. 6.

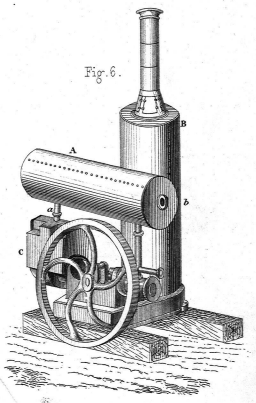

Fig. 17.

Fig. 12.

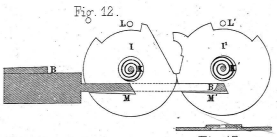

Fig. 13.

Fig. 22.

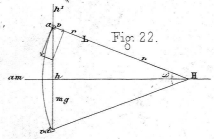

Fig. 25.

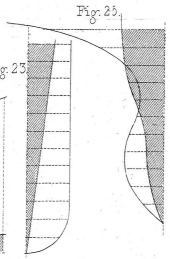

Fig. 23.

Dreyer's autom. Markencontrollapparat.

Fig. 28.

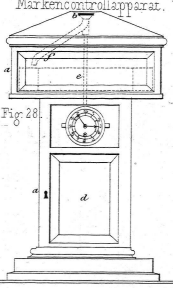

Keilklenue für Röhrenbrunnen.

Fig. 7.

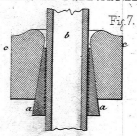

Fig. 8.

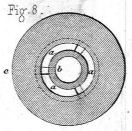

Fig. 27.

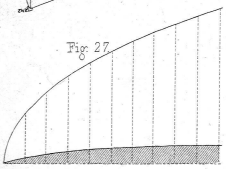

Fig. 9. ¼.

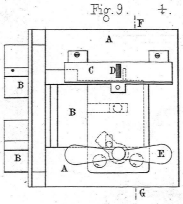

Fig. 10.

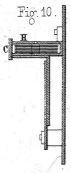

14. 15. ½. 16.

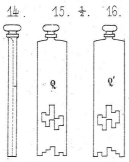

Lith. Anstalt v. Wurster, Randegger u. Co. in Winterthur.

Fig. 1.

GUSSEISERNER BRUNNEN

mit drei Schalen und einer Büttenträgerschale.

1/10.

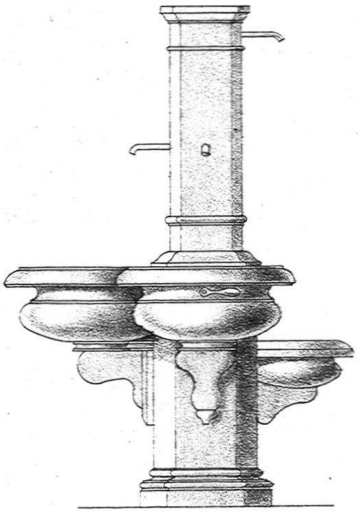

Fig. 2. Seitenansicht des Brunnens.

3/10.

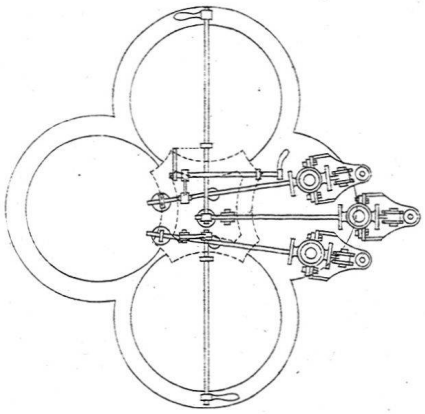

Fig. 3.

Grundriss des Brunnens

mit den Absperrventilen.

3/10.



Wassermesser (1/20).

Fig. 4. Aufriss.

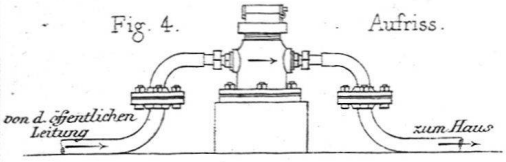

Wassermesser.

Fig 5. Grundriss.

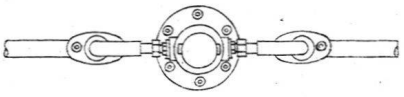

Lith. Anstalt v. Wurster, Randegger & Co. in Winterthur.

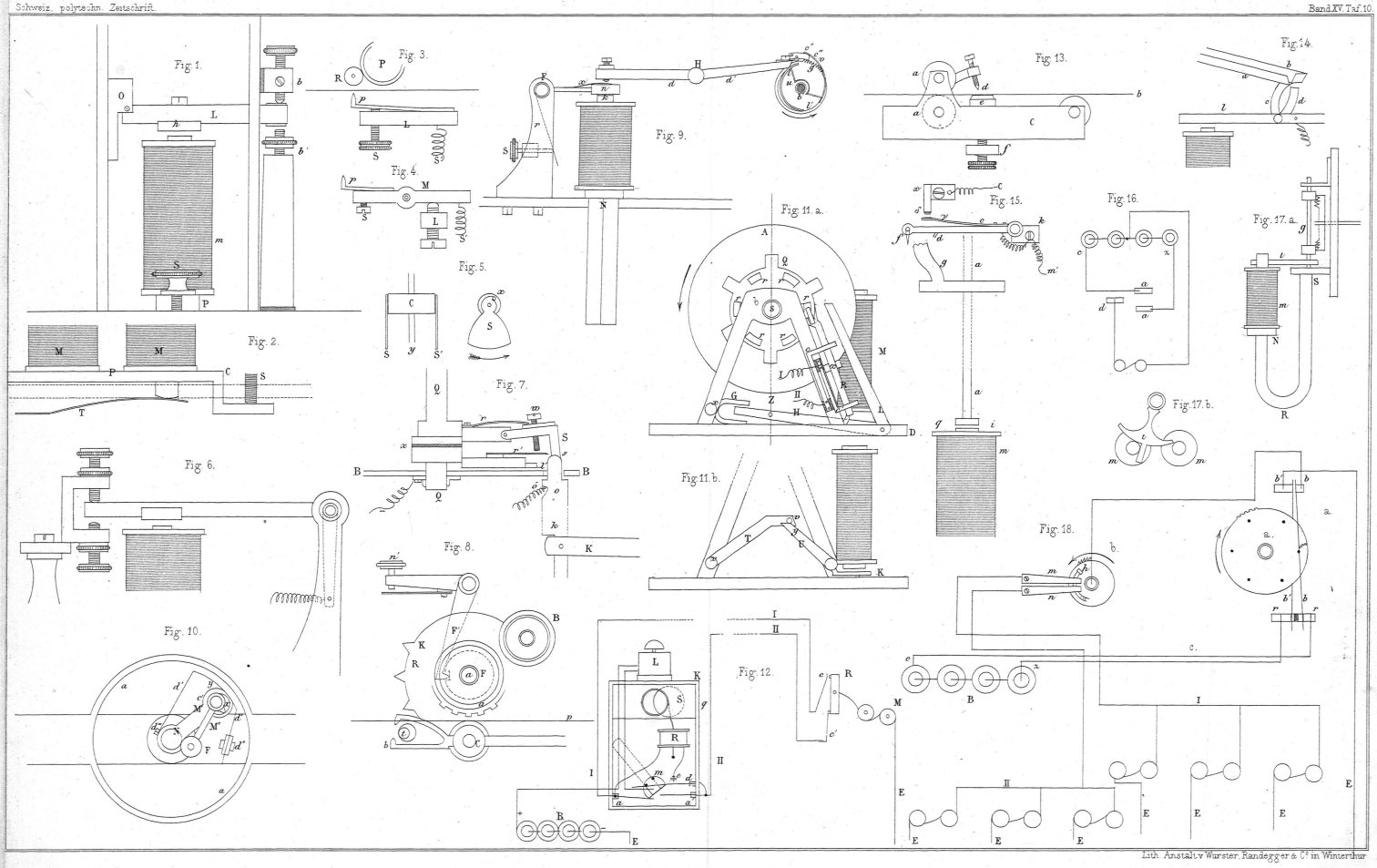

Lith. Anstalt v. Wurster, Randegger & Cº in Winterthur

RIGI-BAHN.

Fig 1 Querschnitt der Bahn 1/25

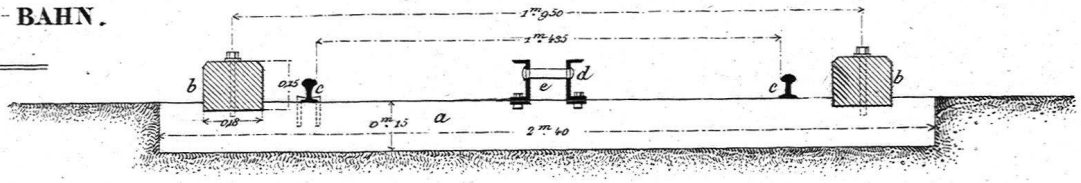

Fig. 2. Längenansicht der Bahn. 1/25.

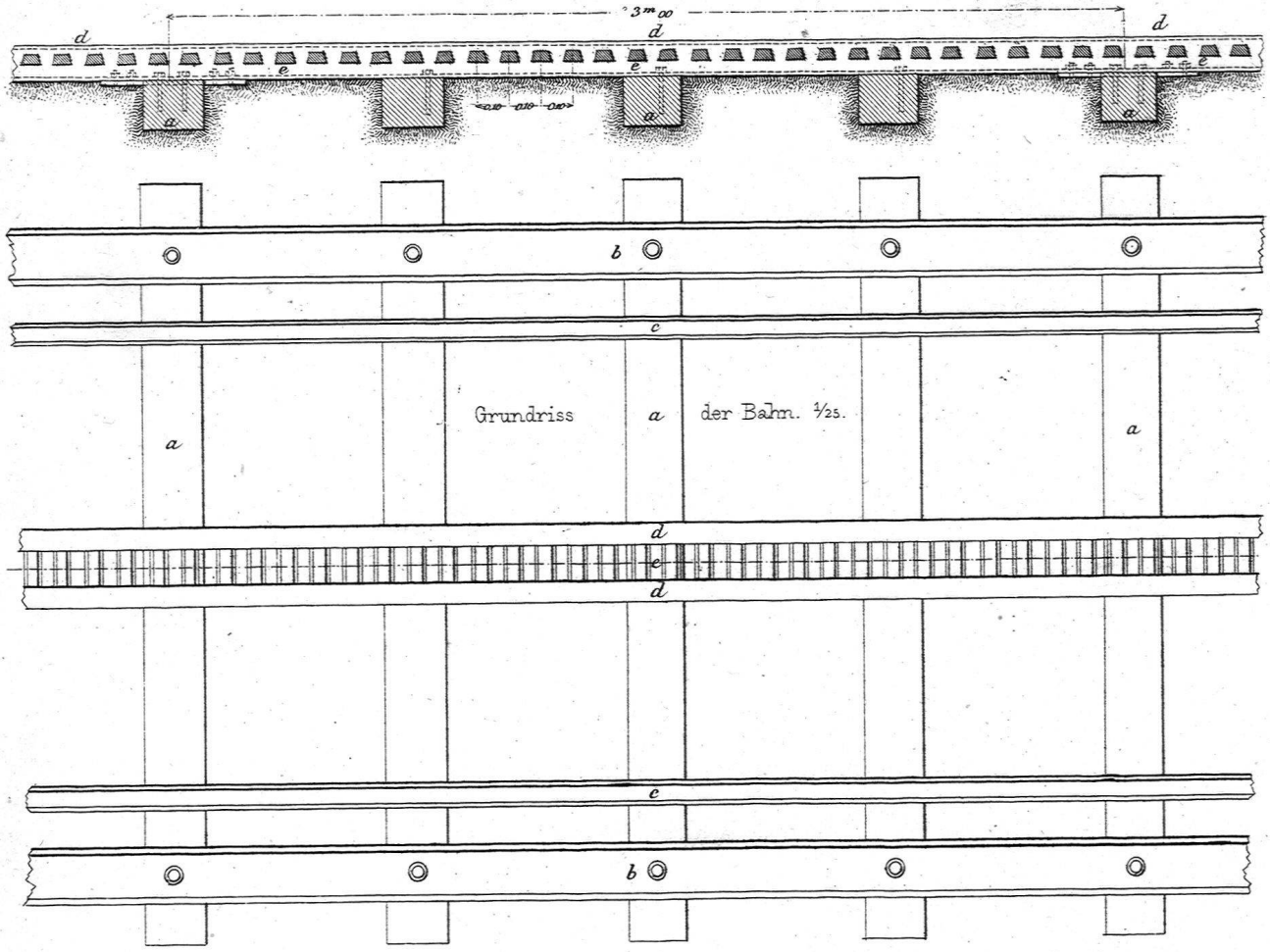

Grundriss der Bahn. 1/25.

Drehbühne.

Fig 4. Längenansicht 1/100



Fig. 5. Grundriss. 1/100.

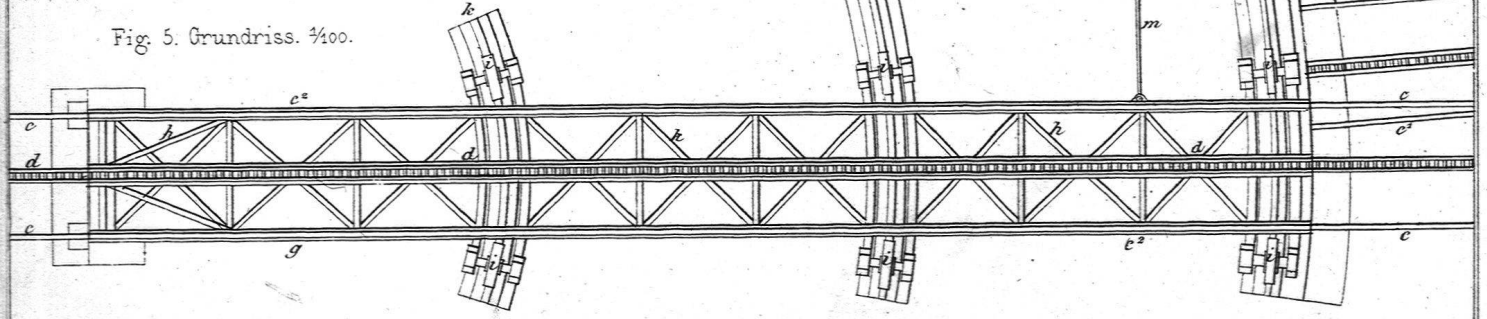

Lith. Anstalt von Wurster, Randegger & Cº in Winterthur

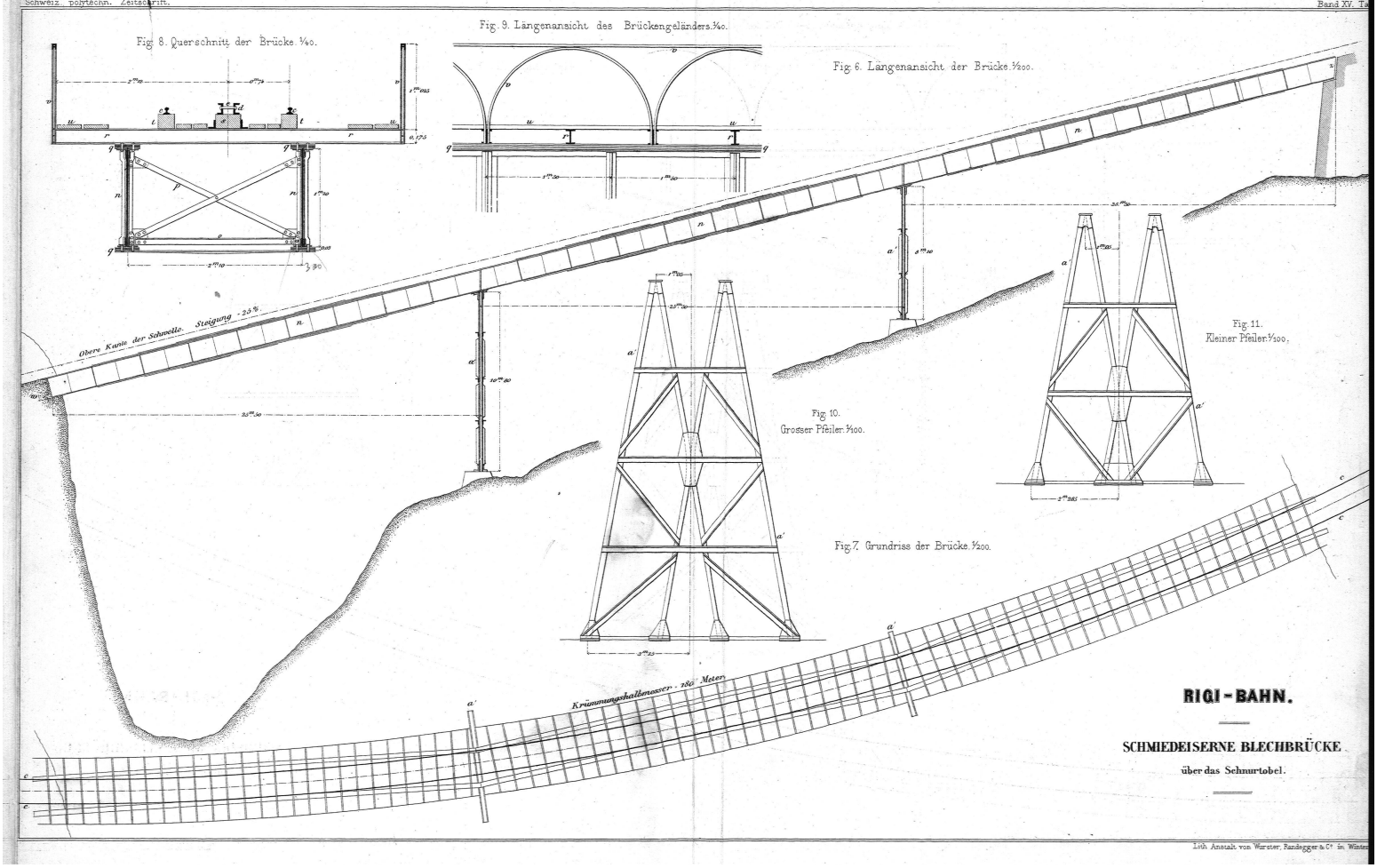

RIGI-BAHN.

SCHMIEDEISERNE BLECHBRÜCKE

über das Schnurtobel.

Lith. Anstalt von Wurster, Randegger & Cie in Winter

RIGI-BAHN

Fig. 13. **Locomotive.** 1/25.

Hauptdimensionen der Locomotive.

Durchmesser des Cylinders	0m 270
Kolbenhub	0m 400
Expansionsverhältniss	1 : 3
Radstand	3m 00
Geschwindigkeit	1m 324
Gewicht der Maschine mit Wasser und Kohlen	12000 Kilogr.
Dampfdruck in Atmosphären	10.
Durchmesser der Triebräder n'	0m 2227
" " Axenräder o'	0m 6342
" der Zahnstangenräder q'	0m 6366

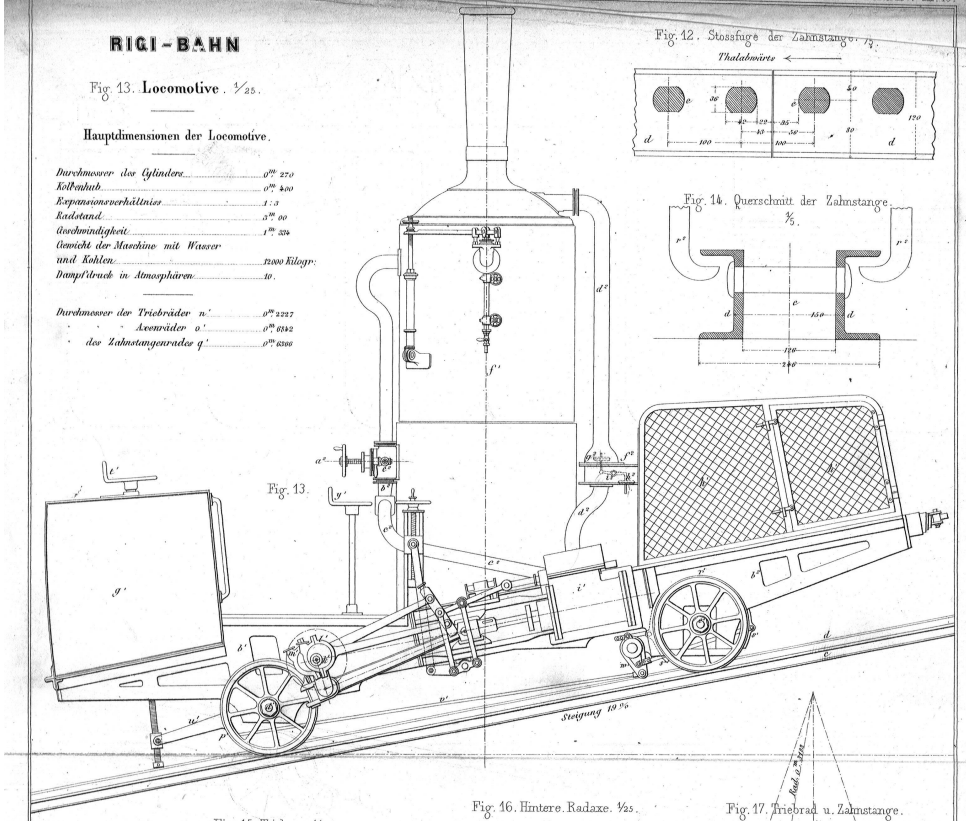

Fig. 12. Stossfuge der Zahnstange. 1/5.

Fig. 14. Querschnitt der Zahnstange. 1/5.

Fig. 15. Triebaxe. 1/25.

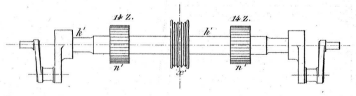

Fig. 16. Hintere Radaxe. 1/25.

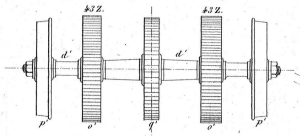

Fig. 17. Triebrad u. Zahnstange. 1/5.

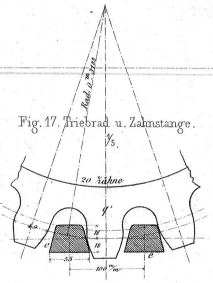

Personen Wagen. 1/25.

Fig. 18. Längenschnitt u. Ansicht.

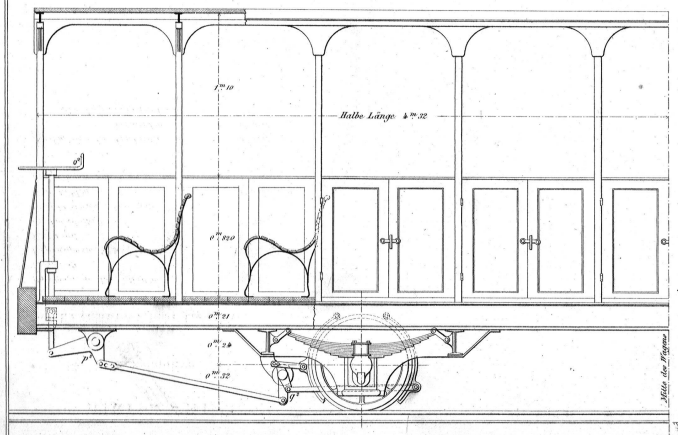
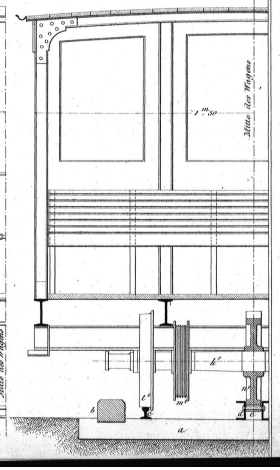
Fig. 19. Querschnitt.