

# Elastic-plastic analysis of three dimensional buildings, with substructure method

Autor(en): **Aizawa, S. / Nagashima, T. / Higashibata, Y.**

Objektyp: **Article**

Zeitschrift: **IABSE congress report = Rapport du congrès AIPC = IVBH  
Kongressbericht**

Band (Jahr): **12 (1984)**

PDF erstellt am: **11.08.2024**

Persistenter Link: <https://doi.org/10.5169/seals-12253>

## **Nutzungsbedingungen**

Die ETH-Bibliothek ist Anbieterin der digitalisierten Zeitschriften. Sie besitzt keine Urheberrechte an den Inhalten der Zeitschriften. Die Rechte liegen in der Regel bei den Herausgebern.

Die auf der Plattform e-periodica veröffentlichten Dokumente stehen für nicht-kommerzielle Zwecke in Lehre und Forschung sowie für die private Nutzung frei zur Verfügung. Einzelne Dateien oder Ausdrucke aus diesem Angebot können zusammen mit diesen Nutzungsbedingungen und den korrekten Herkunftsbezeichnungen weitergegeben werden.

Das Veröffentlichen von Bildern in Print- und Online-Publikationen ist nur mit vorheriger Genehmigung der Rechteinhaber erlaubt. Die systematische Speicherung von Teilen des elektronischen Angebots auf anderen Servern bedarf ebenfalls des schriftlichen Einverständnisses der Rechteinhaber.

## **Haftungsausschluss**

Alle Angaben erfolgen ohne Gewähr für Vollständigkeit oder Richtigkeit. Es wird keine Haftung übernommen für Schäden durch die Verwendung von Informationen aus diesem Online-Angebot oder durch das Fehlen von Informationen. Dies gilt auch für Inhalte Dritter, die über dieses Angebot zugänglich sind.



### Elastic-Plastic Analysis of Three Dimensional Buildings, with Substructure Method

S. AIZAWA, T. NAGASHIMA, Y. HIGASHIBATA,  
J. IMAMIYA, Y. HAYAMIZU, I. YAMAGUCHI

Takenaka Komuten Co. Ltd.  
Tokyo, Japan

The authors developed the pseudo-three-dimensional elastic-plastic analysis program using substructure-method, as practical analysis method to obtain the horizontal ultimate strength of a building and the stiffness for dynamic analysis.

Frames interconnected by floor diaphragms which are rigid in their own plane are considered as substructures in the basic formulation. And the three-dimensional effect of a building was adopted as the following taking the practicability into account.

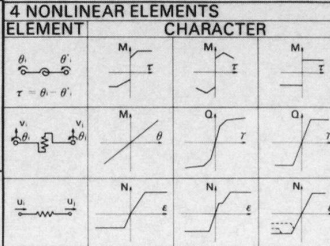
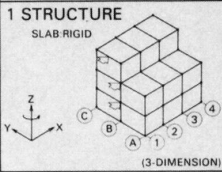
- 1) The geometrical horizontal position of each plane frame in the floor is considered, the plane frame-matrix is converted into the global coordinate system, the stiffness matrix of the whole building is drawn up and the horizontal rotation-stiffness considering the eccentricity of the rigidity against the center of gravity is drawn up.
- 2) The plane frame-matrix is condensed leaving the vertical degree of freedom of the joint designated as external degree of freedom, when drawing up the total stiffness matrix, the constrained effect of straight crossed frame is considered by making coincide as common vertical degree of freedom of mutual frames.

The elastic-plastic judgments are carried out at the member level, and the elastic-plastic elements of each member are as follows. The bending and shearing element has rigid-plastic rotational springs in both ends, and the central part consists of beam models of bending = elasticity and shearing = elastic plasticity. The rotational spring part is condensed when the element matrix is piled up to the plane frame-matrix. Each restoring force model of bending and shearing adopts in principle the tri-linear type, the bending buckling can be considered, the M-N correlation is considered in the column model, and axial elements adopts the bi-linear model considering buckling. As hysterical characteristics of each element, normal, degrading and slip models are provided. In order to confirm the adaptability of this program, the analysis of static force experimental model of (1) RC plane frame (3 layers, 3 spans,  $H \times L = 1.8 \times 3$  m), (2) RC three-dimensional frame (3 layers,  $3 \times 2$  spans,  $H \times L \times W = 1.32 \times 2.25 \times 1.5$  m) including the anti-seismic wall. The experimental result and the analytic result of every models corresponded well, and especially in the model of (2) the effect of the pseudo-three-dimensional analysis was well expressed.

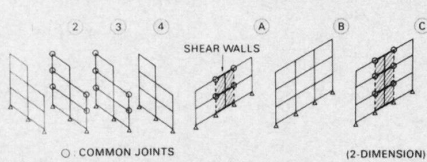
# NONLINEAR ANALYSIS OF THREE DIMENSIONAL BUILDINGS

The authors developed the pseudo-three-dimensional elastic-plastic analysis program using substructure-method, as practical analysis method to obtain the horizontal ultimate strength of a building and the stiffness for dynamic analysis.  
Analytical flow is:  
1 → 2 → 3 → 4 → 5 → 6

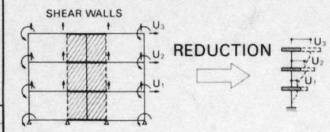
## THE OUTLINE OF ANALYSIS PROGRAM



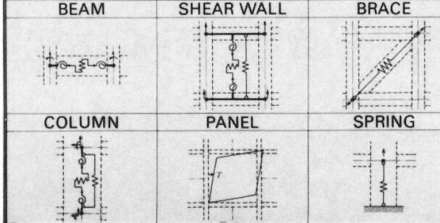
## 2 DECOMPOSITION



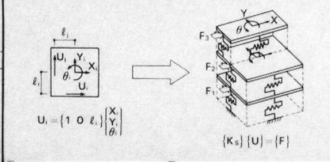
## 5 A PLANE FRAME SUBSTRUCTURE



## 3 ANALYTICAL MODEL FOR MEMBERS

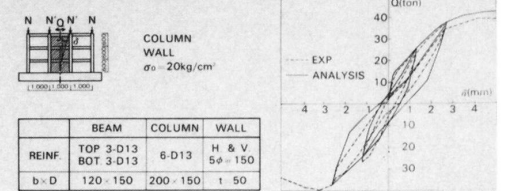


## 6 ASSEMBLY AND SOLUTION OF OVERALL STRUCTURE



## COMPARISON WITH EXPERIMENTAL RESULTS

### •3-STORY REINFORCED CONCRETE PLANE FRAME-WALL STRUCTURE MODEL



### •3-STORY REINFORCED CONCRETE 3-D FRAME-WALL STRUCTURE WITH ECCENTRICITY

