

# Chromosome numbers of North African phanerogams : IV

Autor(en): **Vogt, Robert / Oberprieler, Christoph**

Objektyp: **Article**

Zeitschrift: **Candollea : journal international de botanique systématique = international journal of systematic botany**

Band (Jahr): **49 (1994)**

Heft 2

PDF erstellt am: **22.07.2024**

Persistenter Link: <https://doi.org/10.5169/seals-879556>

## **Nutzungsbedingungen**

Die ETH-Bibliothek ist Anbieterin der digitalisierten Zeitschriften. Sie besitzt keine Urheberrechte an den Inhalten der Zeitschriften. Die Rechte liegen in der Regel bei den Herausgebern. Die auf der Plattform e-periodica veröffentlichten Dokumente stehen für nicht-kommerzielle Zwecke in Lehre und Forschung sowie für die private Nutzung frei zur Verfügung. Einzelne Dateien oder Ausdrucke aus diesem Angebot können zusammen mit diesen Nutzungsbedingungen und den korrekten Herkunftsbezeichnungen weitergegeben werden. Das Veröffentlichen von Bildern in Print- und Online-Publikationen ist nur mit vorheriger Genehmigung der Rechteinhaber erlaubt. Die systematische Speicherung von Teilen des elektronischen Angebots auf anderen Servern bedarf ebenfalls des schriftlichen Einverständnisses der Rechteinhaber.

## **Haftungsausschluss**

Alle Angaben erfolgen ohne Gewähr für Vollständigkeit oder Richtigkeit. Es wird keine Haftung übernommen für Schäden durch die Verwendung von Informationen aus diesem Online-Angebot oder durch das Fehlen von Informationen. Dies gilt auch für Inhalte Dritter, die über dieses Angebot zugänglich sind.

# Chromosome numbers of North African phanerogams. IV.

Part III was published in *Willdenowia* 24 (1994)

ROBERT VOGT  
&  
CHRISTOPH OBERPRIELER

## ABSTRACT

VOGT, R. & C. OBERPRIELER (1994). Chromosome numbers of North African phanerogams. IV. *Candollea* 49: 549-570. In English, English and French abstracts.

Chromosome numbers for 45 Moroccan phanerogams out of 17 plant families are given. Eight reported taxa have not previously been studied cytologically or have chromosome numbers differing from previous reports. Counts for 14 additional taxa are the first reports for Morocco or North Africa.

## RÉSUMÉ

VOGT, R. & C. OBERPRIELER (1994). Nombres chromosomiques de phanérogames d'Afrique du Nord. IV. *Candollea* 49: 549-570. En anglais, résumés anglais et français.

Nombres chromosomiques pour 45 phanérogames marocains de 17 familles. Huit des taxons étudiés ne l'avaient pas été auparavant ou ont des nombres chromosomiques différents de ceux cités jusqu'ici. En outre, 14 comptages sont les premiers pour le Maroc ou l'Afrique du Nord.

**KEY-WORDS:** Chromosome numbers — Phanerogams — North Africa.

## Introduction

The fourth contribution of this series dealing with cytological investigations in the North African flora provides 57 counts in 45 species out of 17 phanerogam families.

## Materials and methods

The seed material used for this study was collected during two field trips to Morocco organized by the Institute of Systematic Botany, Munich University, in 1987 and 1989. The collection sites are listed below and their approximate position is indicated in Fig. 1.

- Locality 1: Prov. de Tetouan; 3 km SW of Ceuta along the road (P 28) to Tetouan, ca. 10 m, 5°21'W — 35°52'N, 22.6.1989.
- Locality 2: Prov. de Tetouan; 7 km S of Ceuta, along the road to Tetouan (P 28), ca. 10 m, swamp, 5°21'W — 35°50'N, 22.6.1989.

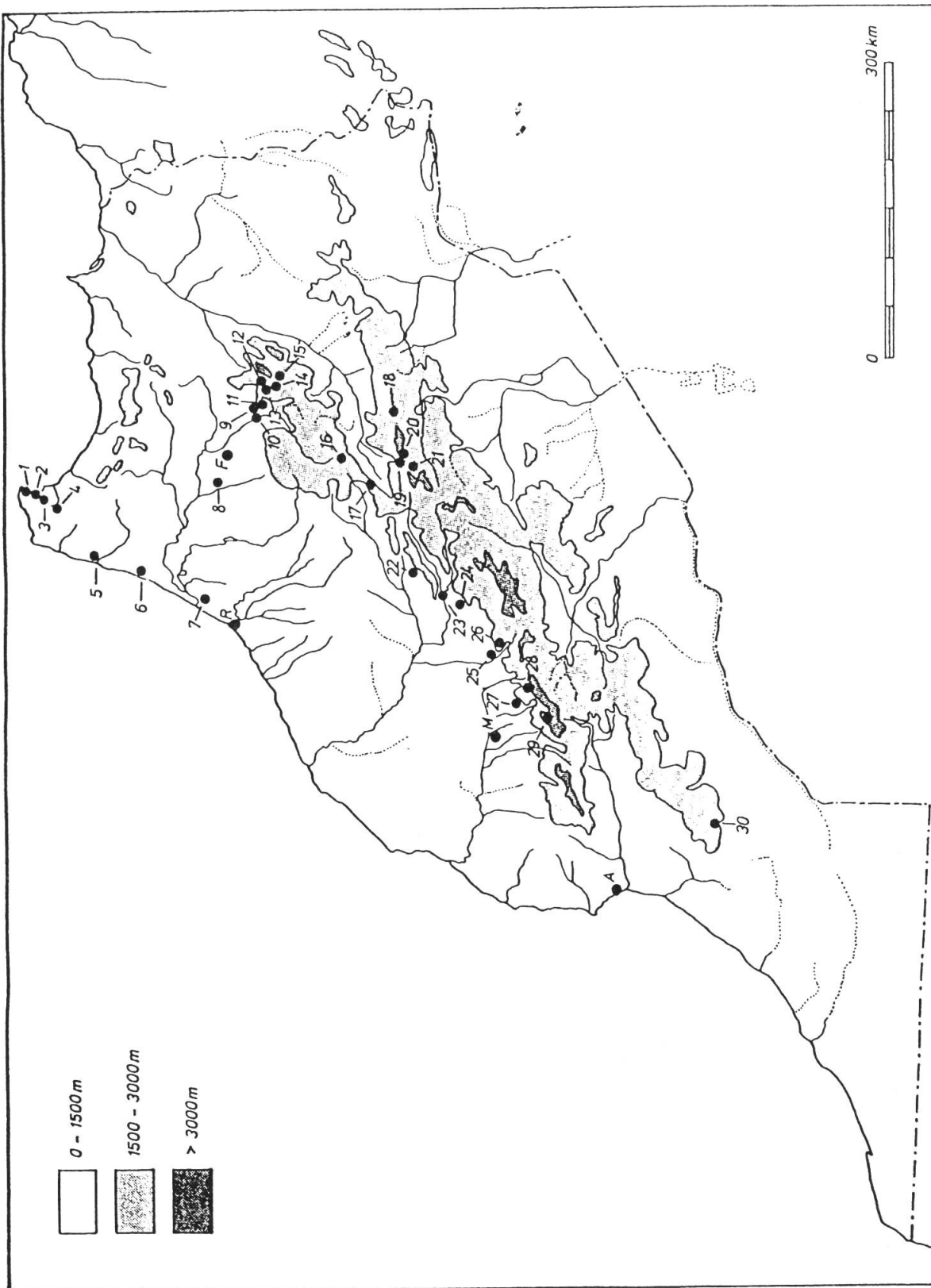


Fig. 1. — Map of Morocco showing the 30 localities cited in this paper.

- Locality 3: Prov. de Tetouan; 7 km N of Mdiq along the road from Tetouan to Ceuta (P 28), moist hollow, 5°21'W — 35°44'N, 22.6.1989.
- Locality 4: Prov. de Tetouan; southern shore of Barrage Ajras along the road between Tetouan and Tanger (P 37), cultivated fields, 5°31'W — 35°34'N, 22.6.1989.
- Locality 5: Prov. de Tetouan; northern shore of Oued Loukos (N of Larache), ca. 10 m, dunes ca. 2 km inland, 6°08'W — 35°13'N, 23.6.1989.
- Locality 6: Prov. de Kenitra; 4 km SW of Lalla-Mimouna along the road between Arbaoua and Moulay-Bousselham (S 216), 6°07'W — 34°51'N, 23.6.1989.
- Locality 7: Prov. Kenitra; Kenitra — Allal Tazi (S 206), 25 km N of Kenitra, cultivated fields and stony slopes, sand, 10 m, 6°30'W — 34°27'N, 3.5.1987.
- Locality 8: Prov. Fès; near Moulay-Yakoub, W of Fès, stony slopes and fields, 400 m, 30.4.1987.
- Locality 9: Prov. de Taza; ca. 25 km SE of Ahermoumou (Ribat-el-Kheyr) on road to Jebel Bou Iblane (4803), N slopes of Tizi n'Tiskrine, 1430-1550 m, 4°15'W — 33°42'N, 25.06.1989.
- Locality 10: Prov. de Taza; ca. 19 km SE of Ahermoumou (Ribat-el-Khear) on track (4803) to Jebel Bou-Iblane, 1100 m, 4°16'W — 33°44'N, 25.6.1989.
- Locality 11: Prov. de Taza; environs of Taffert on road (4803) from Ahermoumou (Ribat-el-Kheyr) to Jebel Bou-Iblane, 1400-1680 m, limestone cliffs, 4°15'W — 33°40'N, 25.6.1989.
- Locality 12: Prov. de Taza; Moyen Atlas, ca. 10 km E of Taffert along the road from Ahermoumou (Ribat-el-Kheyr) to Jebel Bou Iblane (4803), 1680m, 4°12'W — 33°39'N, 25.6.1989.
- Locality 13: Prov. de Taza; Moyen Atlas, Jebel Bou Iblane, surroundings of the Refuge de Taffert near the road 4803, cedar-forest, 1830-1930 m, 4°10'W — 33°39'N, 25.6.1989.
- Locality 14: Prov. de Taza; Moyen Atlas, Jebel Bou Iblane, N facing slopes, road of Tizi Bouzabel, 2 km above the forest station at 2040 m, stony slopes, 4°10'W — 33°39'N, 26.6.1989.
- Locality 15: Prov. de Fès; Moyen Atlas, Jebel Bou Iblane, 14 km S of Tizi Bouzabel on road (4656) to Boulmane, N of Talzent, 1790 m, cultivated fields and fallow land, 4°11'W — 33°37'N, 27.6.1989.
- Locality 16: Prov. d'Er-Rachidia; Moyen Atlas, Col du Zad on road (P 21) from Azrou to Midelt, 2150 m, roadside and rocks, 5°04'W — 33°01'N, 29.6.1989.
- Locality 17: Prov. de Khenifra; Moyen Atlas, Tizi n'Tahhout-ou-Fillali on the road (P 33) between Zeida and Khenifra, oak-forest, 2070 m, 5°27'W - 32°41'N, 4.7.1989.
- Locality 18: Prov. d'Er-Rachidia; Grand Atlas, Tizi-n-Talrhemt on road (P21) from Midelt to Er-Rachidia, 1820-1900 m, roadside and rocks, 4°32'W — 32°37'N, 30.6.1989.
- Locality 19: Prov. d'Er-Rachidia; Grand Atlas, 13 km W of Tounfite along the road (3422) to Arhbala, near the turn-off to Sidi Yahia ou Youssef, 2000 m, river-bed, 5°21'W — 32°29'N, 1.7.1989.
- Locality 20: Prov. d'Er-Rachidia; Grand Atlas, ca. 8 km W of Tounfite on track to Arhbala (3422), fields and roadsides, 2100 m, 5°19'W — 32°28'N, 4.7.1989.

- Locality 21: Prov. d'Er-Rachidia; Grand Atlas, gorge "Arhbalou n'Oussaka" between Jebel Masker and Jebel Bou Ijallabene, S of Assaka, limestone, 1950-2000 m, 5°22'W — 32°22'N, 2.7.1989.
- Locality 22: Prov. de Beni-Mellal; S of the village Foug el Ancer (NE of Beni-Mellal), 700 m, limestone, 6°15'W — 32°23'N, 5.7.1989.
- Locality 23: Prov. de Beni-Mellal; Moyen Atlas, S of Afourer along the road to Azilal, S facing slopes of the pass, limestone, 1320 m, 6°32'W - 32°09'N, 5.7.1989.
- Locality 24: Prov. de Beni-Mellal; Moyen Atlas, Cascades d'Ouzoud, 960-1060 m, 6°43'W — 32°02'N, 6.7.1989.
- Locality 25: Prov. de Marrakech; Grand Atlas, Imi-n-Ifri (Pont naturel), 6 km SE of Demnate, limestone, 1020 m, 6°58'W — 31°43'N, 7.7.1989.
- Locality 26: Prov. de Marrakech; Grand Atlas, 11 km S of Imi-n-Ifri (Pont naturel) along the road to Toufrine, 1600 m, stony slopes, 6°57'W - 31°35'N, 6.7.1989.
- Locality 27: Prov. de Marrakech; Grand Atlas, 2 km N of Ait Bakra on the road (P 31) between Marrakech and Ouarzazate, 1340 m, 7°25'W — 31°28'N, 8.7.1989.
- Locality 28: Prov. de Marrakech; Grand Atlas, 8 km N of Tizi-n-Tichka on the road from Marrakech to Ouarzazate (P 31), 1900 m, 7°22'W — 31°20'N, 8.7.1989.
- Locality 29: Prov. de Marrakech; Grand Atlas, surroundings of Oukaimeden and mountains SE of the village, 2600-3000 m, silicate rocks, 7°51'W — 31°11'N, 14.-15.7.1989.
- Locality 30: Prov. d'Agadir, Anti Atlas, 11 km S of Tafraout, pass on the road to Timkyet (7075), 1650 m, granit, 21.4.1987.

Plants were raised at the Botanic Garden Berlin-Dahlem and voucher specimens are deposited in the herbaria of the Botanic Museum Berlin-Dahlem (B) and in the private collections of the authors.

Chromosome numbers were obtained from somatic mitoses of root tips of plants raised from seed. A detailed description of the cytological techniques used is given in VOGT & OBERPRIELER (1993).

Table 1. — Chromosome counts of phanerogames from Morocco. — An asterisk (\*) indicates new or deviating counts.

<i>Taxon</i>	<i>2n</i>	<i>Fig.</i>	<i>Locality (Fig. 1)</i>
<b>ALISMATACEAE</b>			
<i>Baldellia ranunculoides</i> (L.) Parl. ....	*20	2A	3
<b>APIACEAE</b>			
<i>Daucus muricatus</i> (L.) L. ....	22	2B	2
<i>Pseudorlaya minuscula</i> (Pau & Font Quer) Lainz ....	*16	2C	3
<i>Stoibrax involucratum</i> (Maire) B. L. Burtt ....	22	2D	23
<b>BORAGINACEAE</b>			
<i>Cynoglossum creticum</i> Miller ....	24	2E	10
<b>BRASSICACEAE</b>			
<i>Alyssum serpyllifolium</i> Desf. ....	16		19
<i>Lobularia maritima</i> (L.) Desv. ....	24		5
<b>CAMPANULACEAE</b>			
<i>Campanula filicaulis</i> Durieu ....	48	2F	26
<i>Jasione montana</i> subsp. <i>corymbosa</i> (Poiret) Greuter & Burdet ....	12	3A	3
<b>CARYOPHYLLACEAE</b>			
<i>Cerastium gibraltarium</i> Boiss. ....	72		14
<i>Silene boryi</i> Boiss. ....	24	3B	21
<i>Silene obtusifolia</i> Willd. ....	24	3C	1
<b>COMPOSITAE</b>			
<i>Andryala integrifolia</i> L. ....	18	3D	17, 22, 28
<i>Calendula</i> cf. <i>stellata</i> Cav. ....	14	3E	30
<i>Chrysanthemum segetum</i> L. ....	18	3F	8
<i>Crepis vesicaria</i> L. subsp. <i>taraxacifolia</i> (Thuill.) Thell. ....	8		11
<i>Crepis vesicaria</i> L. subsp. <i>taraxacifolia</i> (Thuill.) Thell. ....	16	4A	18
<i>Crepis vesicaria</i> L. subsp. <i>stellata</i> (Ball) Babcock ....	*15	4B	26
<i>Filago pyramidata</i> L. ....	28		27
<i>Hieracium amplexicaule</i> L. cf. subsp. <i>olivicolor</i> Jahand. & Zahn ....	27	4C	21
<i>Hieracium pseudopilosella</i> Ten. subsp. <i>tenuicauliforme</i> Jahand. & Zahn ....	*36		20
<i>Hieracium pseudopilosella</i> Ten. subsp. <i>timincariense</i> Zahn ....	*36	4D	29
<i>Lactuca tenerrima</i> Pourret ....	16	4E	13, 13, 28
<i>Leontodon longirostris</i> (Finch & P. D. Sell) Talavera ....	8	4F	4, 10, 24, 25
<i>Nivellea nivellei</i> (Br.-Bl. & Maire) Wilcox, Bremer & Humphries ....	18	5A	22, 24, 25
<i>Otospermum glabrum</i> (Lag.) Willk. ....	18		7, 8
<i>Phagnalon saxatile</i> (L.) Coss. subsp. <i>saxatile</i> ....	18	5B	12
<i>Pseudognaphalium luteo-album</i> (L.) Hilliard & Burtt ....	14	5C	15
<i>Scorzonera laciniata</i> L. ....	14	5D	9, 10, 12, 15
<i>Tolpis barbata</i> (L.) Gaertn. ....	18	5E	5
<i>Tragopogon porrifolius</i> L. subsp. <i>australis</i> (Jordan) Nyman ....	12	5F	16
<b>EUPHORBIACEAE</b>			
<i>Euphorbia terracina</i> L. ....	18	6A	5
<b>FABACEAE</b>			
<i>Lotus creticus</i> L. ....	14		3
<b>GENTIANACEAE</b>			
<i>Centaurium tenuiflorum</i> (Hoffmanns. & Link) Fritsch ....	40	6B	3
<b>LAMIACEAE</b>			
<i>Micromeria fontanesii</i> Pomel ....	*60		27
<i>Teucrium resupinatum</i> Desf. ....	14	6C	6
<b>PAPAVERACEAE</b>			
<i>Papaver atlanticum</i> (Ball) Cosson ....	14	6D	16
<b>PORTULACACEAE</b>			
<i>Portulaca oleracea</i> L. subsp. <i>nitida</i> Danin & H. G. Baker ....	ca. 45		1
<b>PRIMULACEAE</b>			
<i>Anagallis arvensis</i> L. ....	40	6E	4
<i>Samolus valerandi</i> L. ....	26	6F	1
<b>RANUNCULACEAE</b>			
<i>Delphinium ambiguum</i> L. (= <i>D. nanum</i> DC.) ....	16		3

Table 1 (cont.).

<i>Taxon</i>	<i>2n</i>	<i>Fig.</i>	<i>Locality (Fig. 1)</i>
<i>Ranunculus spicatus</i> Desf. subsp. <i>fontqueri</i> Romo .....	*16	7A	13
SCROPHULARIACEAE			
<i>Chaenorhinum villosum</i> (L.) Lange .....	14	7B	25
<i>Linaria pedunculata</i> (L.) Chaz. ....	12	7C	3
<i>Linaria tristis</i> (L.) Miller .....	12	7D	12
VALERIANACEAE			
<i>Centranthus calcitrapa</i> (L.) Durf. ....	32		18

## Results

### ALISMATACEAE

#### **Baldellia ranunculoides** (L.) Parl. — Fig. 2A — $2n = 20$

Locality 3, *Oberprieler 1760*.

This first count based on North African plant material yielded the fourth chromosome number for *Baldellia ranunculoides*. Previously this species has been studied by LÖVE & LÖVE (1944, sub *Echinodorus ranunculoides* (L.) Engelm.), Packer in LÖVE & LÖVE (1961a), BJÖRKQVIST (1968), BJÖRKQVIST & al. (1969), PASTOR (1983), FERNÁNDEZ CASAS (1978), SCHOTSMAN (1970) and UCHIYAMA (1989) with the result of  $2n = 16$  or  $n = 8$  respectively.  $2n = 22$  chromosomes have been reported by Clavier (see DARLINGTON & WYLIE 1955) and  $2n = 14$  by PALMGREN (1943, sub *Echinodorus ranunculoides*).

### APIACEAE

#### **Daucus muricatus** (L.) L. — Fig. 2B — $2n = 22$

Locality 2, *Oberprieler 1750*.

Our count of  $2n = 22$  is the first one reported for Morocco and corresponds with previous counts of BELL & CONSTANCE (1960) and QUEIRÓS (1972, 1978a) who studied Portuguese, and BRULLO & al. (1979) who used Sicilian plant material. One differing count of  $2n = 16$  based on plant material from unknown origin was published by WANSCHER (1933, sub *Orlaya muricata*).

#### **Pseudorlaya minuscula** (Pau ex Font Quer) Lainz — Fig. 2C — $2n = 16$

Locality 3, *Oberprieler 1764*.

Previous reports for this taxon confined to the western part of the mediterranean area are not known. Our result of  $2n = 16$  agrees with the indications for the circum mediterranean *Pseudorlaya pumila* (L.) Grande given by SILVESTRE (1978), GARCÍA MARTIN & SILVESTRE (1985), LARIBI & al. (1987), HUMPHRIES & al. (1978), and QUÉZEL (1957).

#### **Stoibrax involucreatum** (Maire) B. L. Burt ( = *Brachyapium involucreatum* Maire) — Fig. 2D — $2n = 22$

Locality 23, *Oberprieler 3503*.

Our count appears to be the second for this Moroccan endemic and corroborates the former report of  $n = 11$  published by SILVESTRE (1991) who also studied plant material from the Middle Atlas mountains.

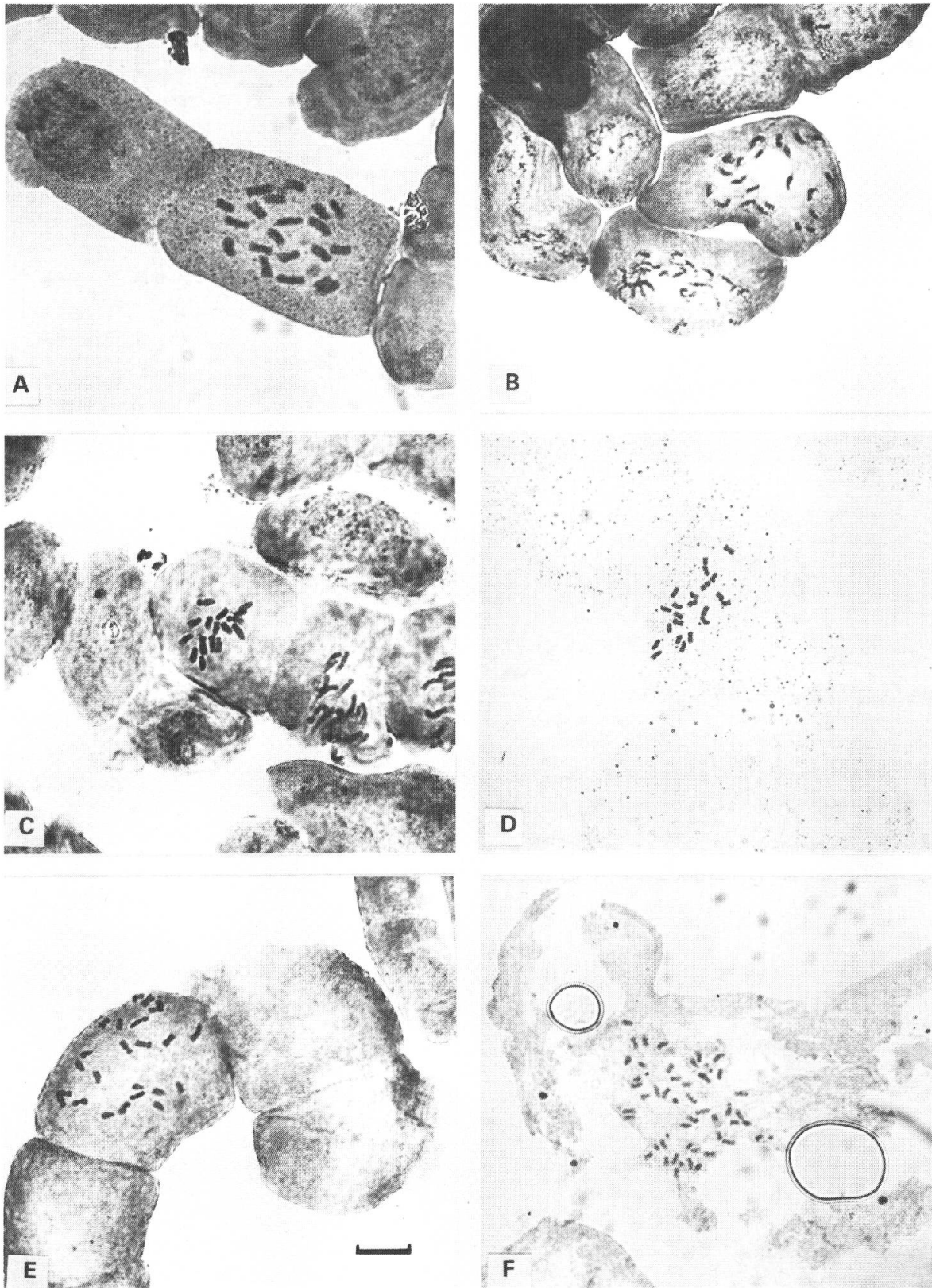


Fig. 2. — Metaphases of root-tip mitoses.  
A: *Baldellia ranunculoides*,  $2n = 20$ . B: *Daucus muricatus*,  $2n = 22$ . C: *Pseudorlaya minuscula*,  $2n = 16$ . D: *Stoibrax involucreatum*,  $2n = 22$ . E: *Cynoglossum creticum*,  $2n = 24$ . F: *Campanula filicaulis*,  $2n = 48$ . (Scale: 10  $\mu\text{m}$ ).



## BORAGINACEAE

**Cynoglossum creticum** Miller — Fig. 2E —  $2n = 24$ 

Locality 10, *Oberprieler 1865*.

This first count based on Moroccan plant material of this widespread weed agrees with the previous reports by LUQUE & VALDÉS (1986, Spain), DALGAARD (1986b, Madeira), ALTAMURA & al. (1984, Italy), DEVESA & al. (1984), MARKOVA (1983, Bulgaria), VALDÉS & al. (1978, Spain), FERNÁNDEZ CASAS & RUIZ REJÓN (1974, Spain), LÖVE & KJELLQVIST (1974b, Spain), STRID (1971, Albania), FERNANDES & LEITAO (1972, Portugal), and DELAY (1970a, France). One tetraploid number ( $2n = 48$ ) is reported from Syria by KLIPHUIS & BAR-KOUDAH (1977).

## BRASSICACEAE

**Alyssum serpyllifolium** Desf. —  $2n = ca. 16$ 

Locality 19, *Oberprieler 3374*.

According to previous studies this species seems to be represented by at least two ploidy levels. Our count of  $2n = 16$  is in accordance with the report of  $n = 8$  or  $2n = 16$  respectively made by GALLAND (1984 & 1990) who studied Moroccan plant material and QUEIRÓS (1973b, sub *A. serpyllifolium* subsp. *lusitanicum* Dudley & P. Silva) and KÜPFER (1974) who studied European plants of Portuguese and French provenance.  $2n = 32$  chromosomes have been reported by PUECH (1968) from the Moroccan Rif mountains and by PUECH (1963, sub *A. alpestre* subsp. *serpyllifolium*) from France.  $n = 16$  chromosomes have been cited by APARICIO (1987, sub *A. serpyllifolium* subsp. *malacitanum* Rivas-Goday) and BONNET (1963, sub *A. alpestre* subsp. *serpyllifolium*) who counted plant material from Spain and France respectively.

**Lobularia maritima** (L.) Desv. —  $2n = 24$ 

Locality 5, *Oberprieler 1808*.

Our count agrees with all former indications from Morocco (HUMPHRIES & al., 1978; GALLAND, 1990) and other Mediterranean countries e.g. Italy (LARSEN, 1955), France (BONNET, 1963; KLIPHUIS & WIEFFERING, 1972), Spain (GADELLA & al., 1966; BJÖRKQVIST & al., 1969), and Portugal (CATARINO, 1965).

## CAMPANULACEAE

**Campanula filicaulis** Durieu — Fig. 2F —  $2n = 48$ 

Locality 26, *Oberprieler 3519*.

Extensive investigations carried out on *Campanula filicaulis* in Morocco by CONTANDRIOPOULOS (1980, 1981) and CONTANDRIOPOULOS & al. (1984) have yielded a huge series of euploid as well as aneuploid chromosome numbers for this species ranging between diploid and hexaploid levels. There seem to be only weak correlations between the cytotypes indicated and the taxonomic subdivision of *C. filicaulis*; var. *filicaulis* from the High Atlas mountains was found to have  $2n = 24, 26, 48, 50, 52, 53$ ; var. *gomarica* Font Quer from the Rif mountains  $2n = 48, 50$ ; var. *gattefossii* (Maire & Weiller) Quézel from the High Atlas  $2n = 48, 52, 72$ ; and var. *pseudoradiocosa* Litard. & Maire from the High Atlas  $2n = 24/n = 12$  chromosomes. A chromosome number of  $n = 13$  for *C. filicaulis* found by HUMPHRIES & al. (1978) in plant material from the Tanger Peninsula gives further evidence for the assumption of two basic chromosome numbers ( $n = 12$  and  $n = 13$ ) in this species which could be responsible for the aneuploid chromosome numbers.

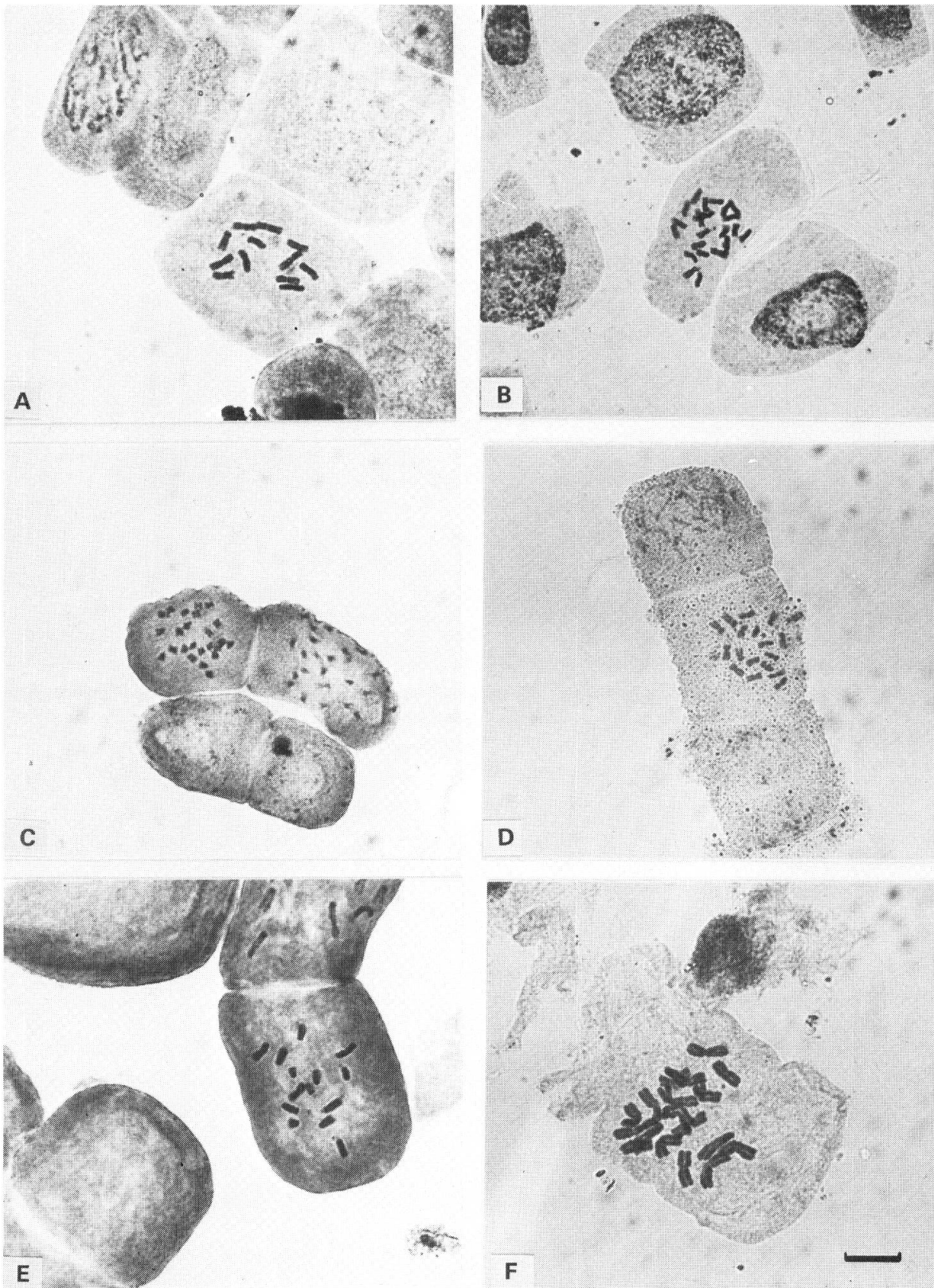


Fig. 3. — Metaphases of root-tip mitoses.

**A:** *Jasion montana* subsp. *corymbosa*,  $2n = 12$ . **B:** *Silene boryi*,  $2n = 24$ . **C:** *Silene obtusifolia*,  $2n = 24$ . **D:** *Andryala integrifolia*,  $2n = 18$ . **E:** *Calendula* cf. *stellata*,  $2n = 14$ . **F:** *Chrysanthemum segetum*,  $2n = 18$ . (Scale: 10  $\mu$ m).

**Jasione montana** subsp. **corymbosa** (Poiret) Greuter & Burdet — Fig. 3A —  $2n = 12$

Locality 3, *Oberprieler 1756*.

*Jasione montana* subsp. *corymbosa* has been studied previously in Morocco by HUMPHRIES & al. (1978 sub *Jasione corymbosa* Poiret) with the corresponding result of  $2n = 12$ .

#### CARYOPHYLLACEAE

**Cerastium gibraltarium** Boiss. —  $2n = 72$

Locality 14, *Oberprieler 1969*.

*Cerastium gibraltarium* seems to be represented by a polyploid series with  $2n = 36, 54,$  and  $72$ . It has been studied cytologically in Morocco by FAVARGER & al. (1980) and GALLAND (1990) with the result of  $n = 18, 36,$  and  $2n = 36, 36 + 1, 54, 72$  [FAVARGER & al. (1980) also found  $2n = 36,$  and  $2n = 72$  in Spanish plant material] considering  $2n = 36$  to represent the diploid level of the species. Tetraploids, occurring in the Middle Atlas mountains of Morocco (FAVARGER & al., 1980) as well as in southern Spain (Sierra de Cazorla, Sierra Nevada) (see GALLAND, 1990) and in Corsica (SÖLLNER, 1953), are in our opinion more likely to have evolved independently from each other than to be the result of a single polyploidisation step.

**Silene boryi** Boiss. — Fig. 3B —  $2n = 24$

Locality 21, *Oberprieler 3395*.

Our count is in accordance with the previous indication from Morocco given by Küpfer *in* FAVARGER & al. (1980) and GALLAND (1990).

**Silene obtusifolia** Willd. — Fig. 3C —  $2n = 24$

Locality 1, *Oberprieler 1734*.

Our first count based on North African plant material agrees with the former indication of  $n = 12$  from Cádiz province, Spain, published by TALAVERA & BOCQUET (1975).

#### COMPOSITAE

**Andryala integrifolia** L. — Fig. 3D —  $2n = 18$

Locality 17, *Oberprieler 3455*.

Locality 22, *Oberprieler 3489* (Fig. 3D).

Locality 28, *Oberprieler 3568*.

For discussion see VOGT & OBERPRIELER (1993).

**Calendula** cf. **stellata** Cav. — Fig. 3E —  $2n = 14$

Locality 30, *Vogt 5714 & al.*

For discussion see OBERPRIELER & VOGT (1993).

**Chrysanthemum segetum** L. — Fig. 3F —  $2n = 18$

Locality 8, *Vogt 5988 & al.*

For discussion see VOGT & OBERPRIELER (1993).

***Crepis vesicaria* L.**

In addition to our report of a tetraploid chromosome number in North African material of *Crepis vesicaria* subsp. *taraxacoides* in VOGT & OBERPRIELER (1993 sub *C. vesicaria* subsp. *haenseleri*) we found this species also to be represented by diploid plants. This is in accordance with indications made by HUMPHRIES & al. (1978) and by BABCOCK (1947).

BABCOCK (1947: 840) pointed out that *Crepis vesicaria* subsp. *stellata* is supposed to be of hybrid origin between *C. vesicaria* subsp. *taraxacifolia* and subsp. *myriocephala*, the areal differentiation of *C. vesicaria* subsp. *stellata* warranting the recognition as a distinct subspecies. As supposed by BABCOCK (1947) the hybrid origin of *C. vesicaria* subsp. *stellata* may cause intermediate chromosome numbers. Our report of  $2n = 15$  together with his findings of  $2n = 9$  and  $2n = 12$  chromosomes in Moroccan plant material may add another hint for this assumption.

***Crepis vesicaria* subsp. *taraxacifolia* (Thuill.) Thell. — Fig. 4A —  $2n = 8$** 

Locality 11, Oberprieler 1906.

$2n = 16$

Locality 18, Oberprieler 3315 (Fig. 4A).

***Crepis vesicaria* L. subsp. *stellata* (Ball) Babcock — Fig. 4B —  $2n = 15$** 

Locality 26, Oberprieler 3515.

***Filago pyramidata* L. —  $2n = 28$** 

Locality 27, Oberprieler 3558.

Our indication is in accordance with reports from LOON & KIEFT (1980, Yugoslavia), QUEIRÓS (1973a, Portugal), DAHLGREN & al. (1971, Balearic Islands), and BJÖRKQVIST & al. (1969, Spain). *Filago desertorum* Pomel, a species near to *F. pyramidata*, was studied in three Egyptian populations by NORDENSTAM (1972) with the same result of  $2n = 28$  chromosomes.

***Hieracium amplexicaule* cf. subsp. *olivicolor* Jahand. & Zahn — Fig. 4C —  $2n = 27$** 

Locality 21, Oberprieler 3387.

This species was studied cytologically in North Africa twice before. QUÉZEL (1957) found  $n = 18$  chromosomes in plants from Djebel M'Goun, GALLAND (1990) reports the triploid chromosome number of  $2n = 27$  from the Toubkal region in the western part of the High Atlas mountains. The latter is in accordance with our finding of triploid numbers for subsp. *olivicolor* from the eastern part of the High Atlas.

***Hieracium pseudopilosella* Ten.**

In addition to our three reports of chromosome numbers in *Hieracium pseudopilosella* (VOGT & OBERPRIELER, 1993) we were able to count chromosomes in two further populations yielding tetraploid numbers in both cases. Correlation between ploidy level and subspecific classification as proposed by ZAHN (1923) and JAHANDIEZ & MAIRE (1934) seem to lack completely, *H. pseudopilosella* subsp. *tenuicauliforme* and subsp. *timinkariense* which were reported to be diploid in our earlier paper (VOGT & OBERPRIELER, 1993) turned out to be tetraploid in both populations of the present study.

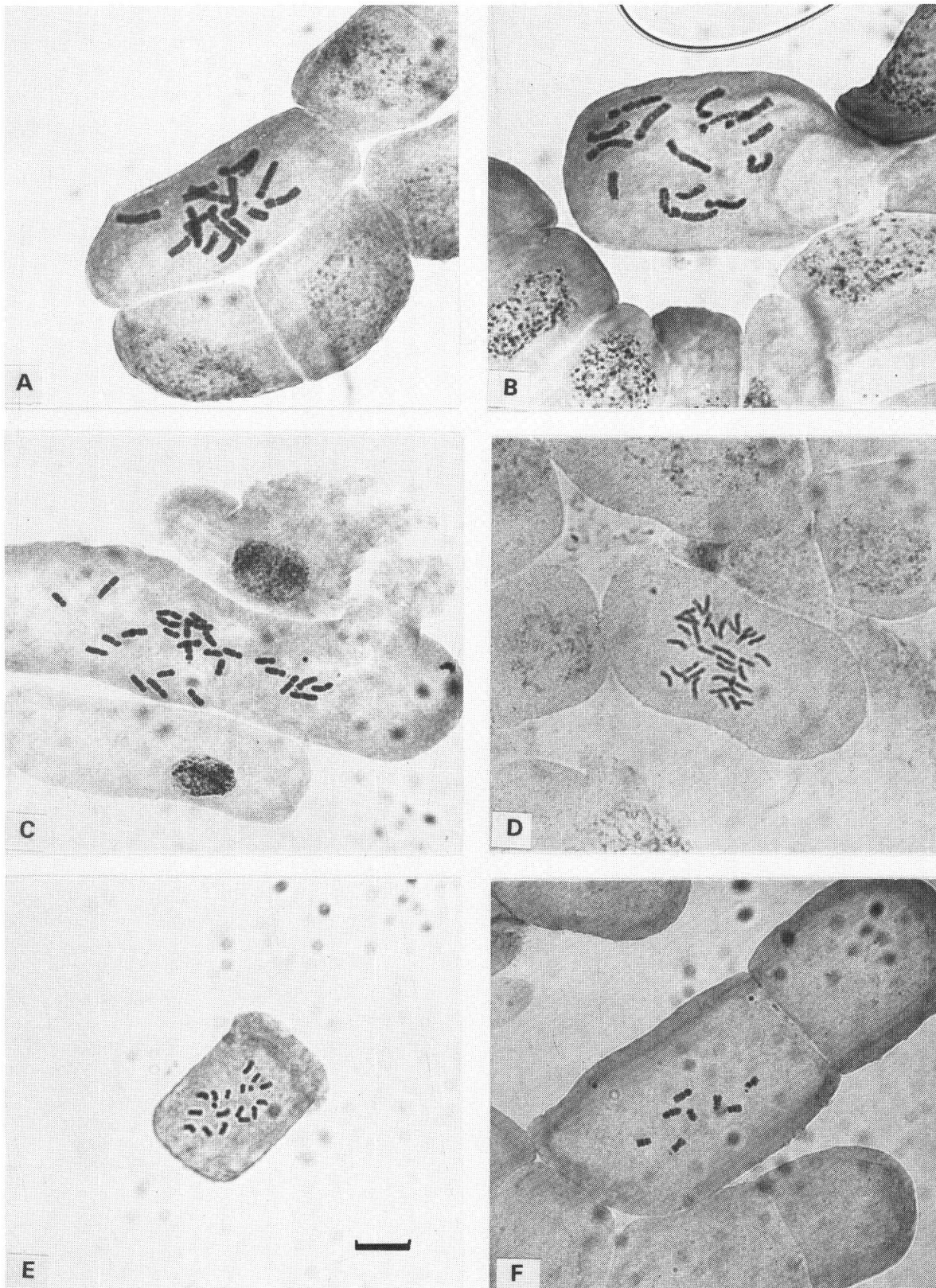


Fig. 4. — Metaphases of root-tip mitoses.

**A:** *Crepis vesicaria* subsp. *taraxacifolia*,  $2n = 16$ . **B:** *Crepis vesicaria* subsp. *stellata*,  $2n = 15$ . **C:** *Hieracium amplexicaule* cf. subsp. *olivicolor*,  $2n = 27$ . **D:** *Hieracium pseudopilosella* subsp. *timinkariense*,  $2n = 36$ . **E:** *Lactuca tenerrima*,  $2n = 16$ . **F:** *Leontodon longirostris*,  $2n = 8$ . (Scale: 10  $\mu$ m).

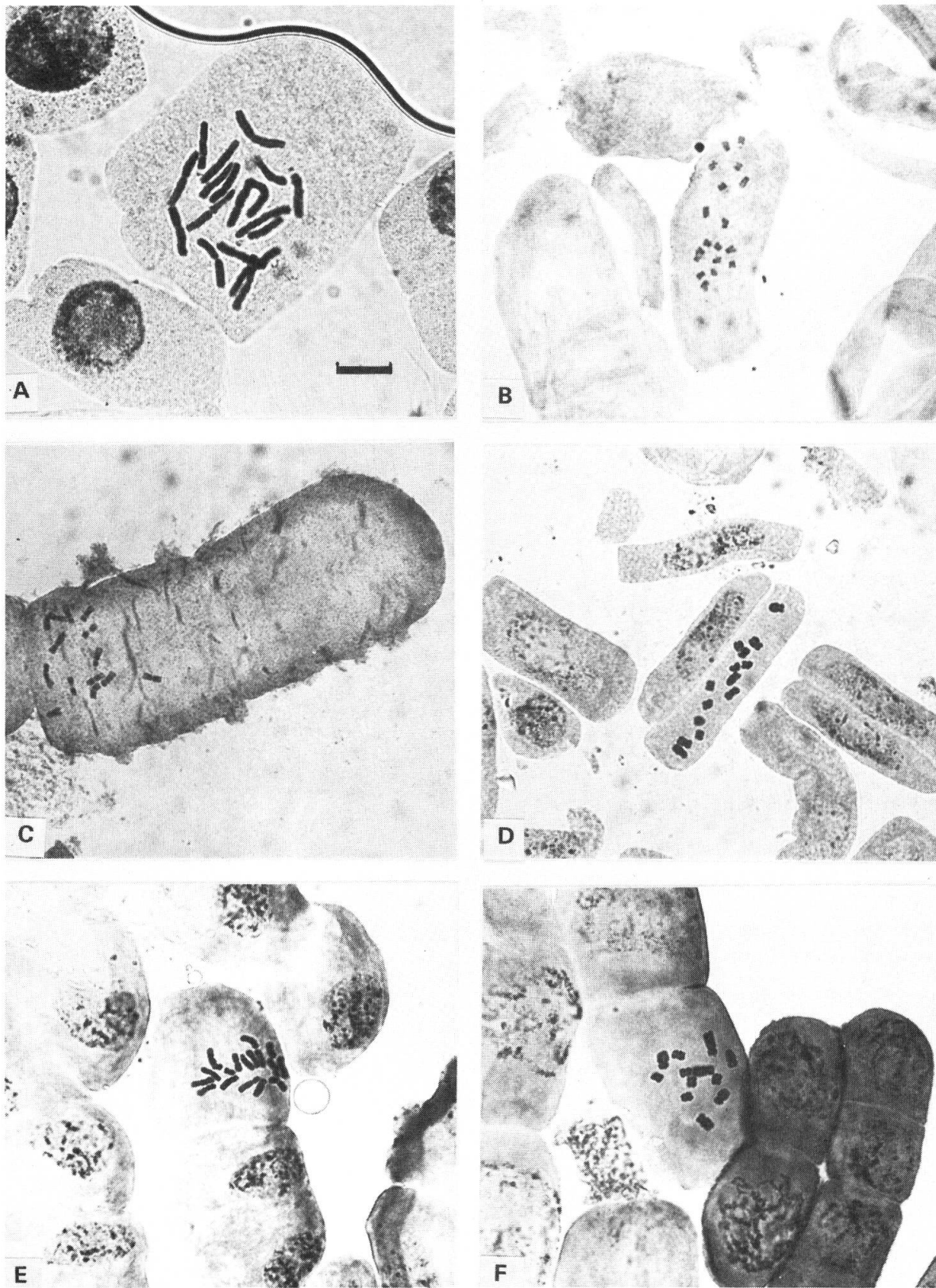


Fig. 5. — Metaphases of root-tip mitoses.  
A: *Nivellea nivellei*,  $2n = 18$ . B: *Phagnalon saxatile* subsp. *saxatile*,  $2n = 18$ . C: *Pseudognaphalium luteo-album*,  $2n = 14$ .  
D: *Scorzonera laciniata*,  $2n = 14$ . E: *Tolpis barbata*,  $2n = 18$ . F: *Tragopogon porrifolius* subsp. *australis*,  $2n = 12$ . (Scale: 10  $\mu$ m).

**Hieracium pseudopilosella** subsp. **tenuicauliforme** Jahand. & Zahn —  $2n = 36$

Locality 20, *Oberprieler 3454*.

**Hieracium pseudopilosella** subsp. **timinkariense** Zahn — Fig. 4D —  $2n = 36$

Locality 29, *Lippert 25493*.

**Lactuca tenerrima** Pourret — Fig. 4E —  $2n = 16$

Locality 13, *Oberprieler 1935*.

Locality 13, *Oberprieler 1949* (Fig. 4E).

Locality 28, *Oberprieler 3574*.

For discussion see VOGT & OBERPRIELER (1993).

**Leontodon longirostris** (Finch & P. D. Sell) Talavera — Fig. 4F —  $2n = 8$

Locality 4, *Oberprieler 1785*.

Locality 10, *Oberprieler 1862*.

Locality 24, *Oberprieler 3513* (Fig. 4F).

Locality 25, *Oberprieler 3538*.

For discussion see VOGT & OBERPRIELER (1993).

**Nivellea nivellei** (Br.-Bl. & Maire) Wilcox, Bremer & Humphries — Fig. 5A —  $2n = 18$

Locality 22, *Oberprieler 3490* (Fig. 5A).

Locality 24, *Podlech 41484*.

Locality 25, *Oberprieler 3553*.

For discussion see VOGT & OBERPRIELER (1993).

**Otospermum glabrum** (Lag.) Willk. —  $2n = 18$

Locality 7, *Vogt 6123 & al.*

Locality 8, *Vogt 5984 & al.*

For discussion see VOGT & OBERPRIELER (1993).

**Phagnalon saxatile** (L.) Coss. subsp. **saxatile** — Fig. 5B —  $2n = 18$

Locality 12, *Oberprieler 1920*.

For discussion see VOGT & OBERPRIELER (1993).

**Pseudognaphalium luteo-album** (L.) Hilliard & Burttt — Fig. 5C —  $2n = 14$

Locality 15, *Oberprieler 1993*.

For discussion see VOGT & OBERPRIELER (1993).

**Scorzonera laciniata** L. — Fig. 5D —  $2n = 14$

Locality 9, *Oberprieler 1882*.

Locality 10, *Oberprieler 1863*.

Locality 12, *Oberprieler 1917* (Fig. 5D).

Locality 15, *Oberprieler 1991*.

For discussion see VOGT & OBERPRIELER (1993).

**Tolpis barbata** (L.) Gaertner — Fig. 5E —  $2n = 18$

Locality 5, *Oberprieler 1810*.

For discussion see VOGT & OBERPRIELER (1993).

**Tragopogon porrifolius** subsp. **australis** (Jordan) Nyman — Fig. 5F —  $2n = 12$

Locality 16, *Oberprieler 3297*.

For discussion see VOGT & OBERPRIELER (1993).

#### EUPHORBIACEAE

**Euphorbia terracina** L. — Fig 6A —  $2n = 18$

Locality 5, *Oberprieler 1805*.

This first count based on North African plant material agrees with the reports of DALGAARD (1986b) from the Canary Islands, DALGAARD (1986a) from Madeira, PAVONE & al. (1981) from Italy, GARCIA & VALDÉS (1981) and DAHLGREN & al. (1971) from Spain, and QUEIRÓS (1975a) from Portugal. DALGAARD (1986a) reported  $2n = 36$  from Lanzarote, Canary Islands.

#### FABACEAE

**Lotus creticus** L. —  $2n = 14$

Locality 3, *Oberprieler 1758*.

Our count agrees with the reports of LARSEN (1958a, sub *Lotus corniculatus* var. *cytisoides*) from Spain and Croatia, DELAY & PETIT (1971) and HUMPHRIES & al. (1978) from Morocco, and CARDONA (1973, sub *L. cytisoides*) from the Balearic Islands.  $2n = 28$  chromosomes are reported by FERNANDES & QUEIRÓS (1978) and FERNANDES & SANTOS (1971) from Portugal, VALDES-BERMEJO (1980) from Spain, and HEYN & HERRNSTADT (1967) from Israel.

#### GENTIANACEAE

**Centaureum tenuiflorum** (Hoffmanns. & Link) Fritsch — Fig. 6B —  $2n = 40$

Locality 3, *Oberprieler 1757*.

This species seems to be represented by two ploidy levels. ZELTNER (1966 & 1980) found  $2n = 40 / n = 20$  in plants from Greece and (ZELTNER, 1963 & 1966)  $2n = 20 / n = 10$  in plants from France, Corsica, and Greece. Our count seems to be the first made with North African plant material.



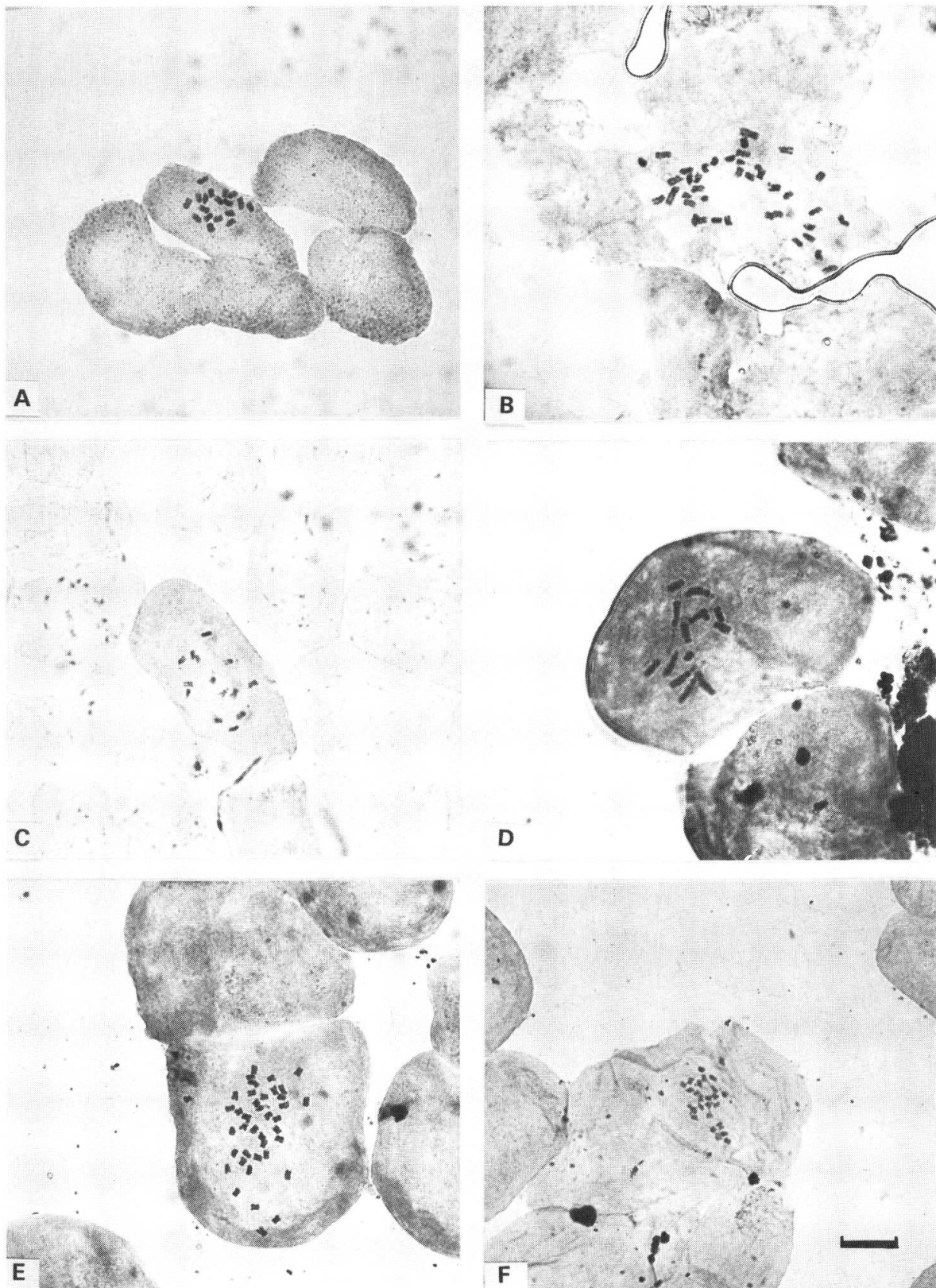


Fig. 6. — Metaphases of root-tip mitoses.

**A:** *Euphorbia terracina*,  $2n = 18$ . **B:** *Centaurium tenuiflorum*,  $2n = 40$ . **C:** *Teucrium resupinatum*,  $2n = 14$ . **D:** *Papaver atlanticum*,  $2n = 14$ . **E:** *Anagallis arvensis*,  $2n = 40$ . **F:** *Samolus valerandi*,  $2n = 26$ . (Scale: 10  $\mu\text{m}$ ).

## LAMIACEAE

**Micromeria fontanesii** Pomel [= *Micromeria hochreutineri* (Briq.) Maire] -  $2n = 60$

Locality 27, *Oberprieler 3557*.

It seems to be the first report of a chromosome number for this North African endemic.

**Teucrium resupinatum** Desf. — Fig. 6C —  $2n = 14$

Locality 6, *Oberprieler 1823*.

Our count agrees with the only former reported chromosome number of this species given by Bayón (1989) who studied plants of Spanish origin.

## PAPAVERACEAE

**Papaver atlanticum** (Ball) Cosson — Fig. 6D —  $2n = 14$

Locality 16, *Oberprieler 3288*.

Our count agrees with the former reports for this Moroccan endemic published by QUÉZEL (1957) and GALLAND (1990).

## PORTULACACEAE

**Portulaca oleracea** subsp. **nitida** Danin & H. G. Baker —  $2n = \text{ca. } 45$

Locality 1, *Oberprieler 1733*.

This seems to be the first report for North Africa of *Portulaca oleracea* subsp. *nitida* which differs from the typical subspecies by its smaller and smoother seeds (DANIN & al., 1978). The distribution of *P. oleracea* subsp. *nitida* ranges from N and S America to the Azores, England, Egypt, Israel, Tanzania, and to the Aldabra Island in the Indian Ocean. Populations from California and Israel yielded tetraploid chromosome numbers of  $2n = 36$ , giving rise to the assumption that our finding represents the pentaploid level. Since the other subspecies reported for Morocco — *P. oleracea* subsp. *oleracea* — shows hexaploid chromosome numbers ( $2n = 54$ ) we believe the pentaploid chromosome number to be due to hybridisation of *P. oleracea* subsp. *oleracea* and *P. oleracea* subsp. *nitida*. The only further indication of  $2n = 45$  in *P. oleracea* was found to be SHARMA & BHATTACHARYYA (1956).

## PRIMULACEAE

**Anagallis arvensis** L. — Fig. 6E —  $2n = 40$

Locality 4, *Oberprieler 1781*.

This is the first count based on Moroccan plant material of this weed widespread in temperate regions. It is in accordance with the indications from Mediterranean countries published by PEEV (1976a), STRID & FRANZEN (1981), LOON & KIEFT (1980), LÖVE & LÖVE (1982b), LOON & SETTEN (1982), and REESE (1957). Only the count of  $n = 11$  reported by AMIN (1973) from Egypt is distinct.

**Samolus valerandi** L. — Fig. 6F —  $2n = 26$

Locality 1, *Oberprieler 1738*.

Our count of  $2n = 26$  for this cosmopolitan species is in accordance with the previous reports from the Mediterranean area published by LÖVE & KJELLQVIST (1974b), STRID (1971), VAN DEN BRAND & al. (1979), FICINI & al. (1981), and APARICIO (1989).

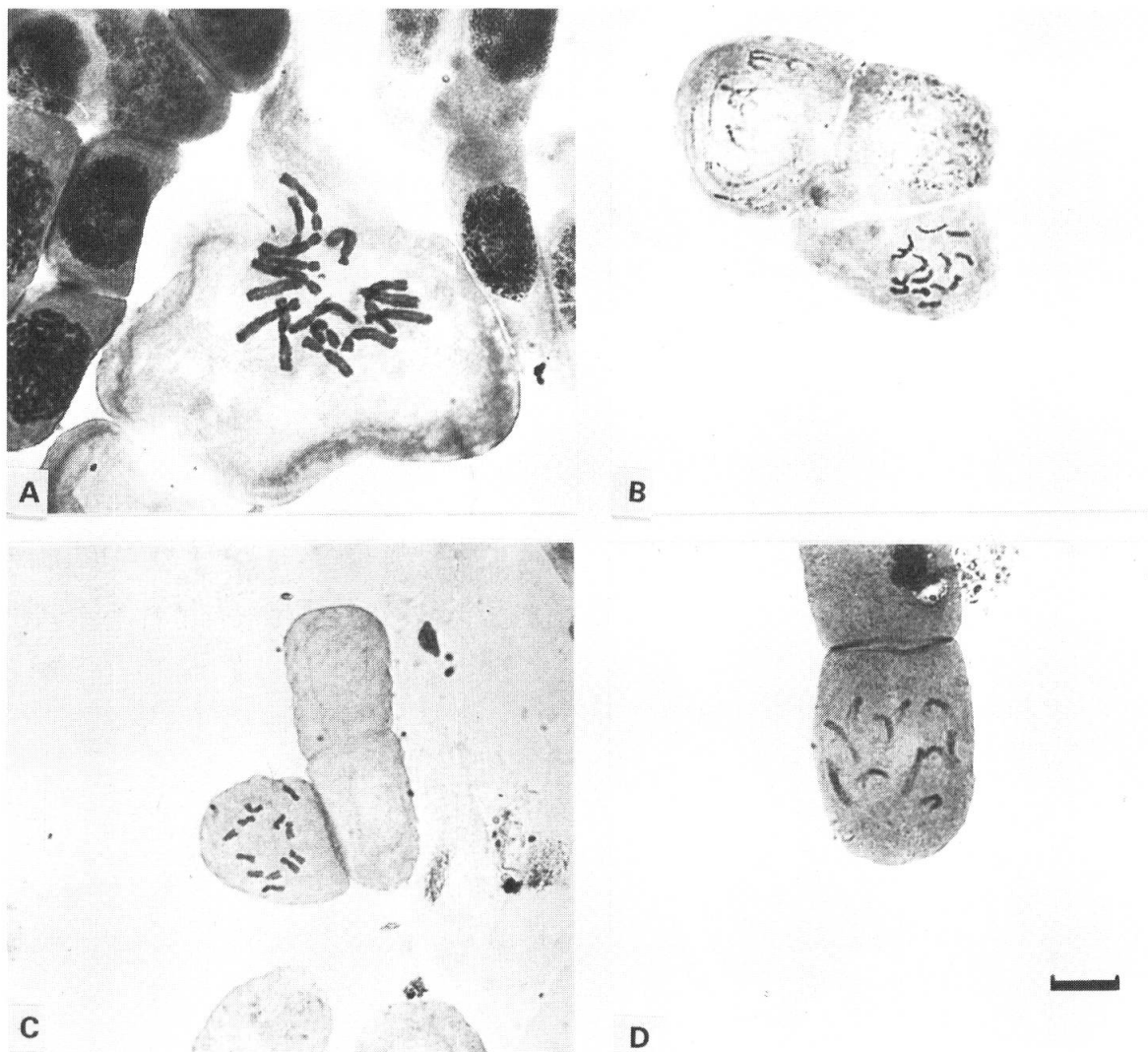


Fig. 7. — Metaphases of root-tip mitoses.  
**A:** *Ranunculus spicatus* subsp. *fontqueri*,  $2n = 16$ . **B:** *Chaenorhinum villosum*,  $2n = 14$ . **C:** *Linaria pedunculata*,  $2n = 12$ .  
**D:** *Linaria tristis*,  $2n = 12$ . (Scale: 10  $\mu\text{m}$ ).

#### RANUNCULACEAE

##### ***Delphinium ambiguum* L. (= *D. nanum* DC.) $2n = 16$**

Locality 3, Oberprieler 1763.

Our first count based on Moroccan plant material agrees with the only previous report of  $n = 8$  by BLANCHÉ & al. (1985, sub *D. nanum* DC.) who studied plants of Spanish origin.

##### ***Ranunculus spicatus* subsp. *fontqueri* Romo — Fig. 7A — $2n = 16$**

Locality 13, Oberprieler 1927.

This taxon was described by ROMO (1992) from the Djebel Tazzeke area of Morocco and is supposed to grow also in the Rif and Middle Atlas mountains where we were able to study plants from Djebel Bou Iblane cytologically. The subspecies is characterized by wider fruiting spikes and bigger achenes compared to the typical subspecies from Algeria and Eastern Morocco and *R. spica-*

*tus* subsp. *blepharicarpus* (Boiss.) Grau from southern Spain and Morocco. The latter taxon was studied in Spanish populations by DIOSDADA & PASTOR DÍAZ (1990) who found diploid and tetraploid representatives with  $2n = 16$  and  $2n = 32$  chromosomes, respectively. The indication of  $2n = 28$  chromosomes in Flora iberica I (CASTROVIEJO & al. 1986) seems to be rather questionable. Our count of *R. spicatus* subsp. *fontqueri* yielded a diploid chromosome number of  $2n = 16$ .

#### SCROPHULARIACEAE

**Chaenorrhinum villosum** (L.) Lange — Fig. 7B —  $2n = 14$

Locality 25, Oberprieler 3546.

This species was studied cytologically only twice before by VIANO (1974) and LÖVE & KJELLQVIST (1974b, *C. villosum* var. *granatense* (Willk.) Lange) using plants of Spanish provenance.

**Linaria pedunculata** (L.) Chaz. — Fig. 7C —  $2n = 12$

Locality 3, Oberprieler 1766.

Our first count based on North African plants corroborates the reports of VIANO (1975, 1979) who studied plants of Iberian provenance.

**Linaria tristis** (L.) Miller — Fig. 7D —  $2n = 12$

Locality 12, Oberprieler 1921.

Our count is in accordance with the former results based on Moroccan plant material published by FAVARGER & al. (1980), QUÉZEL (1957), and GALLAND (1990). VALDÉS (1970) studied this species in Spain and FERNANDES & al. (1977) used plants of unknown origin.

#### VALERIANACEAE

**Centranthus calcitrapa** (L.) Durf. —  $2n = 32$

Locality 18, Oberprieler 3325.

This first count based on plant material of North African origin agrees with the previous reports from the Balearic Islands (DAHLGREN & al., 1971), Italy (TUCCI & RICCIARDI, 1978), Corsica (CONTANDRIOPOULOS & al., 1987), and Crete (MONTMOLLIN, 1986).

#### ACKNOWLEDGEMENTS

We would like to thank Dr. W. Lippert (Munich) for the determination of our *Hieracium* collections and Dr. B. Zimmer for valuable comments in the final draft of this paper. The skillful cultivation of the plants by Mr. Ch. Schiers and the excellent technical assistance of Mrs. M. Lüchow are gratefully acknowledged.

#### REFERENCES

- ALTAMURA, L., M. COLASANTE & G. D'AMATO (1984). Numeri cromosomici per la flora Italiana: 1022-1036. *Inform. Bot. Ital.* 16: 261-270.
- AMIN, A. (1973). Cytological studies on some Egyptian plants. *U.A.R. J. Bot.* 16: 501-506.
- APARICIO, A. (1987). In: LÖVE, A. (ed.), Chromosome number reports 95. *Taxon* 36: 496-497.
- APARICIO, A. (1989). Números cromosómicos de plantas occidentales, 487-507. *Anales Jard. Bot. Madrid* 45: 483-494.
- BABCOCK, E. B. (1947). The genus *Crepis*. Part 2, Systematic treatment. *Univ. Calif. Publ. Bot.* 22.
- BAYÓN, E. (1989). Números cromosómicos de plantas occidentales, 508-520. *Anales Jard. Bot. Madrid* 45: 495-500.
- BELL, C. R. & L. CONSTANCE (1960). Chromosome numbers in Umbelliferae. II. *Amer. J. Bot.* 47: 24-32.

- BJÖRKQVIST, I., R. von BOTHMER, Ö. NIELSSON & B. NORDENSTAM (1969). Chromosome numbers in Iberian Angiosperms. *Bot. Not.* 122: 271-283.
- BLANCHÉ, C., C. BENEDÍ & J. VALLÈS-XIRAU (1985). In: LÖVE, A. (ed.), Chromosome number reports LXXXVII. *Taxon* 34: 346-351.
- BONNET, A. L. M. (1963). Contribution à l'étude caryologique du genre *Alyssum* L. (s. lat.). *Naturalia Monspel., Sér. Bot.* 15: 41-52.
- BRULLO, S., P. PAVONE & A. ZIZZA (1979). Numeri cromosomici per la Flora Italiana: 602-616. *Inform. Bot. Ital.* 11: 139-147.
- CARDONA, M. A. (1973). Contribution à l'étude cytotaxonomique de la flore des Balears. I. *Acta Phytotax. Barcinon.* 14: 1-20.
- CASTROVIEJO, S., M. LAÍNIZ, G. LÓPEZ GONZÁLEZ, P. MONTSERRAT, F. MUÑOZ GARMENDIA, J. PAIVA & L. VILLAR (eds.) (1986). *Flora iberica I*. Madrid.
- CATARINO, F. M. (1965). Salt water, a growth inhibitor causing endopolyploidy. *Portugaliae Acta Biol., Sér. A* 9: 131-152.
- CONTANDRIOPOULOS, J. (1980). In: LÖVE, A. (ed.), IOPB Chromosome number reports LXVI. *Taxon* 29: 163-164.
- CONTANDRIOPOULOS, J. (1981). Contribution à l'étude cytotaxonomique du genre *Campanula* L. *Bol. Soc. Brot., ser. 2,* 53: 887-906.
- CONTANDRIOPOULOS, J., C. FAVARGER & N. GALLAND (1984). Contribution à l'étude cytotaxonomique des Campanulaceae du Maroc. *Bull. Inst. Sci. Univ. Mohammed V* 8: 101-114.
- CONTANDRIOPOULOS, J., D. NOGUET & C. ZEVACO-SCHMITZ (1987). Contribution à l'étude de quelques espèces intéressantes de Corse: cytotaxonomie et comportement écologique. *Rev. Biol.-Écol. Médit.* 10: 259-271.
- DAHLGREN, R., T. KARLSSON & P. LASSEN (1971). Studies on the Flora of the Balearic Islands I — Chromosome numbers in Balearic Angiosperms. *Bot. Not.* 124: 249-269.
- DALGAARD, V. (1986a). Chromosome studies in flowering plants from Macaronesia. *Anales Jard. Bot. Madrid* 43: 83-111.
- DALGAARD, V. (1986b). Chromosome numbers in flowering plants from Madeira. *Willdenowia* 16: 221-240.
- DANIN, A., J. BAKER & H. G. BAKER (1978). Cytogeography and taxonomy of the *Portulaca oleracea* L. polyploid complex. *Israel J. Bot.* 27: 177-211.
- DARLINGTON, C. D. & A. P. WYLIE (1955). Chromosome atlas of flowering plants (ed. 2). London.
- DELAY, J. (1970). Orophytes. *Inform. Annuelles Caryosyst. Cytogén.* 4: 1-16.
- DELAY, J. & D. PETIT (1971). Littoral Atlantique du Maroc, Région de Rabat. *Inform. Annuelles Caryosyst. Cytogén.* 5: 1-16.
- DEVESA, J. A., S. TALAVERA & E. F. GALIANO (1984). In: LÖVE, A. (ed.), Chromosome Number Reports LXXXVIII. *Taxon* 34: 547-551.
- DIOSDADA, J. C. & J. PASTOR DÍAZ (1990). Estudio cariosistemático del género *Ranunculus* L. sect. *Ranunculastrum* DC. en la península Ibérica. *II Jornadas de Taxonomía Vegetal*: 167. Madrid.
- FAVARGER, C., N. GALLAND & P. KÜPFER (1980 "1979"). Recherches cytotaxonomiques sur la flore orophile du Maroc. *Naturalia Monspel., Sér. Bot.* 29: 1-64.
- FERNANDES, A. & M. T. LEITAO (1972). Contribution à la connaissance cytotaxonomique des Spermatophyta du Portugal. V. Boraginaceae. *Bol. Soc. Brot., ser. 2,* 46: 389-405.
- FERNANDES, A. & M. QUEIRÓS (1978). Contribution à la connaissance cytotaxonomique des Spermatophyta du Portugal. IV. Leguminosae (Suppl. 3). *Bol. Soc. Brot., ser. 2,* 52: 79-164.
- FERNANDES, A., M. QUEIRÓS & M. F. SANTOS (1977). Contribution à la connaissance cytotaxonomique des Spermatophyta du Portugal. Scrophulariaceae. *Bol. Soc. Brot., ser. 2,* 51: 37-90.
- FERNANDES, A. & M. F. SANTOS (1971). Contribution à la connaissance cytotaxonomique des Spermatophyta du Portugal. IV. Leguminosae. *Bol. Soc. Brot., ser. 2,* 45: 177-226.
- FERNÁNDEZ CASAS, J. (1978). Recuentos cromosómicos en plantas vasculares Españolas. *Saussurea* 9: 45-50.
- FERNÁNDEZ CASAS, J. & M. RUIZ REJÓN (1974). Estudios cariológicos sobre la flora Española. *Bol. Soc. Brot., ser. 2,* 48: 99-109.
- FICINI, G., A. GIORDANI & P. E. TOMEI (1981). Numeri cromosomici per la flora Italiana: 836-841. *Inform. Bot. Ital.* 13: 172-175.
- GADELLA, T. W. J., E. KLIPHUIS & E. A. MENNEGA (1966). Chromosome numbers of some flowering plants of Spain and S. France. *Acta Bot. Neerl.* 15: 484-489.
- GALLAND, N. (1984). In: LÖVE, A. (ed.), Chromosome number reports LXXXV. *Taxon* 33: 756-760.
- GALLAND, N. (1990 "1988"). Recherche sur l'origine de la flore orophile du Maroc: Etude caryologique et cytogéographique. *Trav. Inst. Sci. Univ. Mohammed V, Sér. Bot.,* 35: 168 pp.
- GARCIA, I. & B. VALDÉS (1981). Números cromosómicos para la flora española. 225-239. *Lagascalia* 10: 241-247.
- GARCÍA MARTIN, F. & S. SILVESTRE (1985). Números 409-421. In: Números cromosómicos para la flora española. 363-434. *Lagascalia* 13: 313-318.
- HEYN, C. C. & I. HERRNSTADT (1967). The *Lotus creticus* group. *Kew Bull.* 21: 299-309.
- HUMPHRIES, C. J., B. G. MURRAY, G. BOCQUET & K. N. VASUDEVAN (1978). Chromosome numbers of phanerogams from Morocco and Algeria. *Bot. Not.* 131: 391-406.
- JAHANDIEZ, E. & R. MAIRE (1934). *Catalogue des Plantes du Maroc (Spermatophytes et Ptéridophytes), Tome Troisième: Dicotylédones Gamopétales et Supplément aux volumes I et II.* Algier.

- KLIPHUIS, E. & Y. I. BARKOUDAH (1977). Chromosome numbers in some Syrian angiosperms. *Acta Bot. Neerl.* 26: 239-249.
- KLIPHUIS, E. & J. H. WIEFFERING (1972). Chromosome numbers of some angiosperms from the south of France. *Acta Bot. Neerl.* 21: 598-604.
- KÜPFER, P. (1974). Recherches sur les liens de parenté entre la flore orophile des Alpes et celle des Pyrénées. *Boissiera* 23: 1-322.
- LARIBI, M., J.-P. LABADIE & G. NATARAJAN (1987). In: LÖVE, A. (ed.), Chromosome number reports 94. *Taxon* 36: 285.
- LARSEN, K. (1955). Cytotaxonomical studies on the Mediterranean flora. *Bot. Not.* 108: 263-275.
- LARSEN, K. (1958a). Cytotaxonomical studies in Lotus IV. Some cases of polyploidy. *Bot. Tidsskr.* 54: 44-56.
- LÖVE, A. & E. KJELLQVIST (1974a). Cytotaxonomy of spanish plants. III. Dicotyledons: Salicaceae — Rosaceae. *Lagascalia* 4: 3-32.
- LÖVE, A. & E. KJELLQVIST (1974b). Cytotaxonomy of spanish plants. IV. Dicotyledons: Caesalpiniaceae — Asteraceae. *Lagascalia* 4: 153-211.
- LÖVE, A. & D. LÖVE (1944). Cyto-taxonomical studies on boreal plants. III. *Ark. Bot.* 31A: 1-22.
- LÖVE, A. & D. LÖVE (1961). Chromosome numbers of central and northwest European plant species. *Opera Bot.* 5: 1-581.
- LÖVE, A. & D. LÖVE (1982). In: LÖVE, A. (ed.), IOPB Chromosome number reports LXXVI. *Taxon* 31: 583-587.
- LOON, J. C. van & B. KIEFT (1980). In: LÖVE, A. (ed.), Chromosome number reports LXVIII. *Taxon* 29: 533-547.
- LOON, J. C. van & A. K. van SETTEN (1982). In: LÖVE, A. (ed.), IOPB Chromosome number reports LXXVI. *Taxon* 31: 589-592.
- LUQUE, T. & B. VALDÉS (1986). Caryological study of Spanish Boraginaceae III. *Cynoglossum* L. s. str. *Willdenowia* 15: 485-496.
- MARKOVA, M. (1983). In: LÖVE, A. (ed.), IOPB chromosome number reports LXXVIII. *Taxon* 32: 140.
- MONTMOLLIN, B. de (1986). Étude cytotaxonomique de la flore de la Crète. III. Nombres chromosomiques. *Candollea* 41: 431-439.
- NORDENSTAM, B. (1972). Chromosome numbers in some Compositae from Egypt. *Bot. Not.* 125: 393-396.
- OBERPRIELER, C. & R. VOGT (1993). Chromosome numbers of North African phanerogams. II. *Willdenowia* 23: 211-238.
- PALMGREN, O. (1943). Chromosome numbers in angiospermous plants. *Bot. Not.* 1943: 348-352.
- PASTOR, J. (1983). Números cromosómicos para la flora española. 257-262. *Lagascalia* 12: 117-119.
- PAVONE, P., C. M. TERRASI & A. ZIZZA (1981). In: LÖVE, A. (ed.), Chromosome number reports LXXII. *Taxon* 30: 695-696.
- PEEV, D. (1976). Chromosome numbers and critical notes on the taxonomy of some Bulgarian Primulaceae species. *Phytologia* 4: 16-24.
- PUECH, S. (1963). Introduction à une monographie d'Anduze (Gard): étude écologique et caryosystématique de quelques taxa cévenols. *Naturalia Monspel., Sér. Bot.* 15: 125-129.
- PUECH, S. (1968). Etude biosystématique de quelques taxons de la bordure cévenole calcaire de la région d'Anduze (Gard) (I). *Naturalia Monspel., Sér. Bot.* 19: 115-166.
- QUEIRÓS, M. (1972). Contribuição para o conhecimento citotaxonomico das Spermatophyta de Portugal. VII. Umbelliferae. *Anuário Soc. Brot.* 38: 293-314.
- QUEIRÓS, M. (1973a). Contribuição para o conhecimento citotaxonomico das Spermatophyta de Portugal. II. Compositae, Supl. 1. *Bol. Soc. Brot., ser. 2*, 47: 299-314.
- QUEIRÓS, M. (1973b). Contribuição para o conhecimento citotaxonomico das Spermatophyta de Portugal, IX. Cruciferae. *Bol. Soc. Brot., ser. 2*, 47: 315-335.
- QUEIRÓS, M. (1975). Contribuição para o conhecimento citotaxonomico das Spermatophyta de Portugal, XI. Euphorbiaceae. *Bol. Soc. Brot., ser. 2*, 49: 143-161.
- QUEIRÓS, M. (1978). Sur la caryologie des Umbellifères du Portugal. *Actes du 2<sup>e</sup> Symposium International sur les Umbellifères, Perpignan*: 325-334.
- QUÉZEL, P. (1957). *Peuplement végétal des hautes montagnes de l'Afrique du Nord*. Paris.
- REESE, G. (1957). Über die Polyploidiespektren in der nordsaharischen Wüstenflora. *Flora* 144: 598-634.
- ROMO, A. M. (1992). Contribution to the taxonomie and nomenclature of the vascular plants of Morocco. *Bot. J. Linn. Soc.* 108: 203-212.
- SCHOTSMAN, H. D. (1970). Contribution à la caryologie des angiospermes de la Sologne et du Val de Loire. II. *Bull. Centr. Études Rech. Sci.* 8: 199-255.
- SELL, P. D. (1975). Taxonomic and nomenclatural notes on the Compositae Subfam. Cichorioideae, pp. 236-267. In: HEYWOOD, V. H. (ed.), *Flora europaea notulae systematicae ad floram europaeam spectantes*, No. 19. *Bot. J. Linn. Soc.* 71: 235-274.
- SHARMA, A. K. & N. K. BHATTACHARYYA (1956). Cytogenetics of some members of Portulacaceae and related families. *Caryologia* 8: 257-274.
- SILVESTRE, S. (1978). Contribución al estudio caryológico de la familia Umbelliferae en la península Ibérica. II. *Lagascalia* 7: 163-172.
- SILVESTRE, S. (1991). Números cromosómicos de plantas occidentales, 639-648. *Anales Jard. Bot. Madrid* 49: 95.

- SÖLLNER, R. (1953). Sur l'emploi des critères cytologiques dans la taxonomie du genre *Cerastium*. *Bull. Soc. Neuchâtel. Sci. Nat.* 76: 121-132.
- STRID, A. (1971). Chromosome numbers in some Albanian Angiosperms. *Bot. Not.* 124: 490-496.
- STRID, A. & R. FRANZÉN (1981). In: LÖVE, A. (ed.), Chromosome number reports LXXIII. *Taxon* 30: 829-842.
- TALAVERA, S. & G. BOCQUET (1975). Notas sobre el genero *Silene* L. en España. I. Numeros cromosomaticos de la sect. *Scorpioideae* (Rohrb.) Chowdhuri. *Lagascalia* 5: 47-54.
- TUCCI, G. F. & M. RICCIARDI (1978). Considerazioni sistematiche e cariologiche sul genere *Centranthus* DC. *Delpinoa* 20: 51-57.
- UCHIYAMA, H. (1989). Karyomorphological studies on some taxa of Helobiae. *J. Sci. Hiroshima Univ., Ser. B, Div. 2, Bot.* 22: 271-352.
- VALDÉS, B. (1970). Taxonomía experimental del genero *Linaria*. III. Cariologia de algunas especies de *Linaria*, *Cymbalaria* y *Chaenorrhinum*. *Bol. Soc. Esp. Hist. Nat.* 67: 243-256.
- VALDÉS, B., J. PASTOR & J. UBERA (1978). In: Números cromosómicos para la Flora Española. 1-44. *Lagascalia* 7: 191-216.
- VALDÉS BERMEJO, E. (1980). Números cromosómicos de plantas occidentales. 1-34. *Anales Jard. Bot. Madrid* 36: 373-389.
- VAN DEN BRAND, C., F. C. M. VAN MEEL & J. H. WIEFFERING (1979). In: LÖVE, A. (ed.), IOPB chromosome number reports LXIV. *Taxon* 28: 395-397.
- VIANO, J. (1974). Resultats caryologique de quelques espèces de *Linaria* et *Chaenorrhinum* récoltées au sud de la Péninsule Ibérique. *Bol. Soc. Brot., ser. 2, 47 (Suppl.)*: 323-335.
- VIANO, J. (1975). In: LÖVE, A. (ed.), IOPB chromosome number reports XLIX. *Taxon* 24: 501-516.
- VIANO, J. (1979). Números cromosómicos para la flora Española. 84-120. *Lagascalia* 9: 115-130.
- VOGT, R. & C. OBERPRIELER (1993). Chromosome numbers of North African Phanerogams. I. *Fl. Medit.* 3: 187-210.
- WANSCHER, J. H. (1933). Studies on the chromosome numbers of the Umbelliferae. III. *Bot. Tidsskr.* 42: 384-399.
- ZAHN, K. H. (1923). Compositae — Hieracium, Abteilung II. Sect. XL. Pilosellina — Sect. XLVII Praealtina. In: ENGLER, A., *Das Pflanzenreich*, Heft 82. Leipzig.
- ZELTNER, L. (1963). Deuxième contribution à l'étude cytologique des genres *Blackstonia* Huds. et *Centaurium* Hill. (Gentianacées). *Bull. Soc. Neuchâtel. Sci. Nat.* 86: 93-100.
- ZELTNER, L. (1966). Sur quelques taxa nouveaux ou méconnus des genres *Blackstonia* Huds. et *Centaurium* Hill. *Bull. Soc. Neuchâtel. Sci. Nat.* 89: 61-73.
- ZELTNER, L. (1980). Contribution à la cytotaxonomie des populations Irlandaises du genre *Centaurium* Hill (Gentianacées). *Rev. Biol.-Ecol. Médit.* 7: 57-62.