

[Plates]

Objekttyp: **Appendix**

Zeitschrift: **Contributions to Natural History : Scientific Papers from the Natural History Museum Bern**

Band (Jahr): - **(2003)**

Heft 1

PDF erstellt am: **16.08.2024**

Nutzungsbedingungen

Die ETH-Bibliothek ist Anbieterin der digitalisierten Zeitschriften. Sie besitzt keine Urheberrechte an den Inhalten der Zeitschriften. Die Rechte liegen in der Regel bei den Herausgebern.

Die auf der Plattform e-periodica veröffentlichten Dokumente stehen für nicht-kommerzielle Zwecke in Lehre und Forschung sowie für die private Nutzung frei zur Verfügung. Einzelne Dateien oder Ausdrucke aus diesem Angebot können zusammen mit diesen Nutzungsbedingungen und den korrekten Herkunftsbezeichnungen weitergegeben werden.

Das Veröffentlichen von Bildern in Print- und Online-Publikationen ist nur mit vorheriger Genehmigung der Rechteinhaber erlaubt. Die systematische Speicherung von Teilen des elektronischen Angebots auf anderen Servern bedarf ebenfalls des schriftlichen Einverständnisses der Rechteinhaber.

Haftungsausschluss

Alle Angaben erfolgen ohne Gewähr für Vollständigkeit oder Richtigkeit. Es wird keine Haftung übernommen für Schäden durch die Verwendung von Informationen aus diesem Online-Angebot oder durch das Fehlen von Informationen. Dies gilt auch für Inhalte Dritter, die über dieses Angebot zugänglich sind.

Plate 1

Planorbidae, Ellobiidae.

- Fig. 1. *Planorbis circumlineatus* SHUTTLEWORTH, 1854, syntype NMBE 18952, Puerto Rico “prope Humacao”, leg. Blauner 1853 (D = 4.77 mm, scaled 10x).
- Fig. 2. *Zonites clymene* SHUTTLEWORTH, 1852, syntype ZMZ 502607, Canary Islands “Garachico, Teneriffa”, coll. Mousson ex Blauner 1852 (D = 2.13 mm, scaled 20x).
- Fig. 3. *Auricula myosotis* var. *payraudeaui* SHUTTLEWORTH, 1843, syntype NMBE 19047, France, Corsica “St. Florent”, leg. Blauner (H = 11.7 mm, scaled 6x).




Plate 2

Succineidae, all figures 6x.

- Fig. 1. *Succinea approximans* SHUTTLEWORTH, 1854, syntype NMBE 18948, Puerto Rico “Rio Blanco”, leg. Blauner 1853 (H = 12.4 mm).
- Fig. 2. *Succinea corsica* SHUTTLEWORTH, 1843, syntype NMBE 18771, France, Corsica, leg. Blauner 1843 (H = 12.8 mm).
- Fig. 3. *Succinea hyalina* SHUTTLEWORTH, 1854, syntype NMBE 18949, Puerto Rico “Rio Blanco”, leg. Blauner 1853 (H = 10.6 mm).



Plate 3

Lauriidae, Pupillidae, Vertiginidae, Nesopupidae.

- Fig. 1. *Pupa castanea* SHUTTLEWORTH, 1852, syntype NMBE 19083, Canary Islands “Teneriffa et Palma”, leg. Blauner (H = 3.0 mm, scaled 15x).
- Fig. 2. *Pupa taeniata* SHUTTLEWORTH, 1852, syntype NMBE 19084a, Canary Islands “Palma”, leg. Blauner 1851 (H = 3.0 mm, scaled 15x).
- Fig. 3. *Bulimus putillus* SHUTTLEWORTH, 1852, syntype NMBE 18869, Senegal “Insula Goreé”, ex Verreaux 1851 (H = 5.5 mm, scaled 15x).
- Fig. 4. *Pupa atomus* SHUTTLEWORTH, 1852, syntype NMBE 18797, Canary Islands “Teneriffa”, leg. Blauner 1851 (H = 1.3 mm, scaled 30x).
- Fig. 5. *Pupa pediculus* SHUTTLEWORTH, 1852, syntype ZMZ 514634, Marquesas Islands, ex Verreaux (H = 2.3 mm, scaled 30x).
- Fig. 6. *Pupa pleurophora* SHUTTLEWORTH, 1852, syntype NMBE 18861, Marquesas Islands, ex Verreaux. (H = 2.2 mm, scaled 30x).




Plate 4

Valloniidae, Enidae.

- Fig. 1. *Helix placida* SHUTTLEWORTH, 1852, syntype NMBE 18780, Canary Islands “Guimar, Teneriffa”, leg. Blauner 1851 (H = 2.08 mm, scaled 25x).
- Fig. 2. *Bulimus encaustus* SHUTTLEWORTH, 1852, lectotype NMBE 18818, Canary Islands “Palma”, ex coll. Mousson ex Blauner 1852 (H = 13.77 mm, scaled 5x).
- Fig. 3. *Bulimus propinquus* SHUTTLEWORTH, 1852, syntype NMBE 18792, Canary Islands “Santa Cruz, Teneriffa”, leg. Blauner 1851 (H = 13.07 mm, scaled 5x).
- Fig. 4. *Bulimus tabidus* SHUTTLEWORTH, 1852, syntype NMBE 18795, Canary Islands “Santa Cruz, Teneriffa”, leg. Blauner 1851 (H = 16.7 mm, scaled 5x).
- Fig. 5. *Bulimus nanodes* SHUTTLEWORTH, 1852, lectotype NMBE 18800, Canary Islands “Teneriffa”, leg. Blauner 1851 (H = 12.3 mm, scaled 5x).




Plate 5

Clausiliidae, Urocoptidae.

- Fig. 1. *Clausilia adjaciensis* SHUTTLEWORTH, 1843, syntype NMBE 19082, France “Corsica, Ajaccio”, leg. Blauner (H = 21.55 mm, scaled frontal view 5x, dorsal view 7x).
- Fig. 2. *Clausilia meisneriana* SHUTTLEWORTH, 1843, syntype NMBE 18794, France, Corsica “Fiumorbe”, leg. Blauner (H = 15.1 mm, scaled frontal view 5x, dorsal view 7x).
- Fig. 3. *Cylindrella marmorata* SHUTTLEWORTH, 1852, syntype NMBE 18864, Cuba “valle Yumury prope Matanzas”, leg. Rugel 1849 (H = 10.1 mm, scaled 7x).
- Fig. 4. *Cylindrella rugeli* SHUTTLEWORTH, 1852, syntype NMBE 18865, Cuba “valle Yumury prope Matanzas”, leg. Rugel 1849 (H = 10.1 mm, scaled 7x).
- Fig. 5. *Tetrentodon* sp. from the syntype lot of *Cylindrella rugeli* (H = 9.04 mm, scaled 7x).
- Fig. 6. *Cylindrella scalarina* SHUTTLEWORTH, 1852, syntype NMBE 18866, Cuba “valle Yumury prope Matanzas”, leg. Rugel 1849 (H = 10.1 mm, scaled 7x).
- Fig. 7. *Cylindrella filicosta* SHUTTLEWORTH, 1852, syntype NMBE 18863, Mexico “Cordova, Vera Cruz”, leg. Jacot-Guillarmod ex Nicolet (H = 25.2 mm, scaled 5x).



Plate 6

Orthalicidae, all figures original size.

- Fig. 1. *Porphyrobaphe latevittata* SHUTTLEWORTH, 1856, syntype NMBE 18965, Peru “prope Tarapoto”, ex Moricand (H = 80 mm).
- Fig. 2. *Orthalicus iodes* SHUTTLEWORTH, 1856, syntype NMBE 19045, Columbia “in Andibus Columbiae”, ex Cuming 1848 (H = 67.8 mm).
- Fig. 3. *Orthalicus obductus* SHUTTLEWORTH, 1856, syntype NMBE 18955a, Venezuela, Barquisimeto, 2500 m, ex Ed. Müller 1854 (H = 65.6 mm).
- Fig. 4. *Orthalicus trullisatus* SHUTTLEWORTH, 1856, syntype NMBE 18962, Peru “prope Tarapoto”, ex Moricand (H = 85 mm).



Plate 7

Amphibulimidae, all figures 3x.

- Fig. 1. *Gaeotis albopunctulata* SHUTTLEWORTH, 1854, lectotype NMBE 18853a, Puerto Rico "Humacao", leg. Blauner 1853 (D = 17.95 mm).
- Fig. 2. *Gaeotis flavolineata* SHUTTLEWORTH, 1854, lectotype NMBE 18856a, Puerto Rico "Rio Blanco", leg. Blauner 1853 (D = 15.3 mm).
- Fig. 3. *Gaeotis nigrolineata* SHUTTLEWORTH, 1854, lectotype NMBE 18850a, Puerto Rico "Sierra de Luquillo", leg. Blauner 1853 (D = 18.0 mm).



Plate 8

Subulinidae.

- Fig. 1. *Bulimus auris-myoxi* SHUTTLEWORTH, 1852, holotype NMBE 19055, type locality unknown [St. Helena], ex Marguier 1845 (H = 38.3 mm, scaled 2x).
- Fig. 2. *Stenogyra (Subulina) acicularis* SHUTTLEWORTH, 1854, holotype NMBE 18895, Puerto Rico "Fajardo", leg. Blauner 1853 (H = 9.1 mm, scaled 7x).
- Fig. 3. *Leptinaria antillarum* SHUTTLEWORTH, 1854, syntype NMBE 18888, Puerto Rico "Humacao", leg. Blauner (H = 12.1 mm, scaled 7x).
- Fig. 4. *Leptinaria opalescens* SHUTTLEWORTH, 1854, syntype NMBE 18891, Puerto Rico "San Juan", leg. Blauner 1853 (H = 5.5 mm, scaled 7x).
- Fig. 5. *Leptinaria stylodon* SHUTTLEWORTH, 1854, syntype NMBE 18894, Puerto Rico "Humacao", leg. Blauner 1853 (H = 7.0 mm, scaled 7x).
- Fig. 6. *Stenogyra (Opeas) alabastrina* SHUTTLEWORTH, 1854, syntype NMBE 18897, Puerto Rico "San Juan", leg. Blauner 1853 (H = 7.1 mm, scaled 10x).
- Fig. 7. *Stenogyra (Opeas) gompharium* SHUTTLEWORTH, 1854, syntype NMBE 18896, Puerto Rico "San Juan", leg. Blauner (H = 6.3 mm, scaled 10x).
- Fig. 8. *Stenogyra (Opeas) margaritacea* SHUTTLEWORTH, 1854, syntype NMBE 18898, Puerto Rico "Rio Blanco in Sierra de Luquillo", leg. Blauner 1853 (H = 5.2 mm, scaled 10x).



Plate 9

Achatinidae I, all figures 1.25x.

- Fig. 1. *Limicolaria bassamensis* SHUTTLEWORTH, 1856, syntype NMBE 18960, Ivory Coast “Grand Bassam”, ex Verreaux 1854 (H = 44.3 mm).
- Fig. 2. *Limicolaria felina* SHUTTLEWORTH, 1856, syntype NMBE 18959, Gabon, ex Verreaux (H = 38.35 mm).
- Fig. 3. *Limicolaria rubicunda* SHUTTLEWORTH, 1856, syntype ZMZ 517432, Guinea “Kissy”, ex Bossard 1854 (H = 41.3 mm).
- Fig. 4. *Bulimus sennaariensis* L. PFEIFFER, 1853, original specimen NMBE 18981, “Aegypt superior”, ex Verreaux 1855 ex Cailliaud (H = 54.6 mm).
- Fig. 5. *Limicolaria luctuosa* var. *strigata* SHUTTLEWORTH, 1856, holotype NMBE 18982, “Africa occ.”, ex Marguier (H = 46.2 mm).
- Fig. 6. *Limicolaria candidissima* SHUTTLEWORTH, 1856, holotype ZMZ 517447, Africa, Sudan “Cordofan”, ex Kotschy 1839 (H = 61.7 mm).
- Fig. 7. *Bulimus kordofanus* L. PFEIFFER, 1848, original specimen ZMZ 517398, Africa, Sudan “Cordofan”, coll. Mousson ex Kotschy 1839 (H = 55.35 mm).
- Fig. 8. *Bulimus kordofanus* L. PFEIFFER, 1848, original specimen NMBE 18980, Africa, Sudan “Sennaar”, ex Kotschy ex Mousson 1856 (H = 44.2 mm).



Plate 10

Achatinidae II, all figures original size.

- Fig. 1. *Pseudachatina gabonensis* SHUTTLEWORTH, 1856, lectotype NMBE 19035a, "Gabon", ex Verreaux 1855 (H = 86.2 mm).
- Fig. 2. *Achatina porphyrostoma* SHUTTLEWORTH, 1852, syntype NMBE 18820, Africa "ad oram occidentalem Africae", ex Cuming 1847 (H = 60.9 mm).
- Fig. 3. *Achatina cumingii* SHUTTLEWORTH, 1852, syntype NMBE 19054, Africa "ad oram occidentalem Africae", ex Cuming 1847 (H = 77.6 mm).
- Fig. 4. *Perideris incolorata* SHUTTLEWORTH, 1856, syntype NMBE 18969, Africa, Ivory Coast "ad Grand Bassam", ex Verreaux 1854 (H = 62.25 mm).
- Fig. 5. *Perideris iolarynx* SHUTTLEWORTH, 1856, syntype NMBE 18971, Africa, Ivory Coast "Grand Bassam", ex Verreaux 1854 (H = 63.25 mm).
- Fig. 6. *Perideris bifrons* SHUTTLEWORTH, 1856, syntype NMBE 18967, Africa, Ivory Coast "Grand Bassam", ex Verreaux 1854 (H = 47.7 mm).
- Fig. 7. *Perideris onager* SHUTTLEWORTH, 1856, syntype NMBE 18972, Africa, Ivory Coast "Grand Bassam", ex Verreaux 1854 (H = 66.0 mm).



Plate 11

Oleacinidae I, all figures 3x.

- Fig. 1. *Achatina (Polyphemus) candida* SHUTTLEWORTH, 1852, syntype NMBE 18843, "Mexico", leg. Sandoz ex Nicolet (H = 24 mm).
- Fig. 2. *Spiraxis (Streptostyla) nicoleti* SHUTTLEWORTH, 1852, syntype NMBE 18842, Mexico "Cordova, Vera Cruz", leg. Jacot-Guillarmod ex Nicolet (H = 32.3 mm).
- Fig. 3. *Spiraxis (Streptostyla) coniformis* SHUTTLEWORTH, 1852, syntype NMBE 18835, Mexico "Cordova, Vera Cruz", leg. Jacot-Guillarmod ex Nicolet (H = 19.9 mm).
- Fig. 4. *Spiraxis (Streptostyla) lymneiformis* SHUTTLEWORTH, 1852, syntype NMBE 18839, Mexico "Cordova, Vera Cruz", leg. Jacot-Guillarmod ex Nicolet (H = 17.2 mm).
- Fig. 5. *Spiraxis (Streptostyla) physodes* SHUTTLEWORTH, 1852, syntype NMBE 18841, Mexico "Cordova, Vera Cruz", leg. Jacot-Guillarmod ex Nicolet (H = 10.6 mm).
- Fig. 6. *Spiraxis (Streptostyla) flavescens* SHUTTLEWORTH, 1852, syntype NMBE 18836, Mexico "Cordova, Vera Cruz", leg. Jacot-Guillarmod ex Nicolet (H = 16.15 mm).
- Fig. 7. *Spiraxis (Streptostyla) irrigua* SHUTTLEWORTH, 1852, syntype NMBE 18837, Mexico "Cordova, Vera Cruz", leg. Jacot-Guillarmod ex Nicolet (H = 23.6 mm).
- Fig. 8. *Spiraxis (Streptostyla) lurida* SHUTTLEWORTH, 1852, syntype NMBE 18838, Mexico "Cordova, Vera Cruz", leg. Jacot-Guillarmod ex Nicolet (H = 15.25 mm).
- Fig. 9. *Spiraxis (Streptostyla) mitraeformis* SHUTTLEWORTH, 1852, syntype NMBE 18840, Mexico "Cordova, Vera Cruz", leg. Jacot-Guillarmod ex Nicolet (H = 22.75 mm).



Plate 12

Oleacinidae II, all figures 5x.

- Fig. 1. *Achatina (Polyphemus) delicatula* SHUTTLEWORTH, 1852, syntype NMBE 18844, Mexico “Vera Cruz”, leg. Guillarmod ex Nicolet 1852 (H = 21.95 mm).
- Fig. 2. *Achatina (Polyphemus) nana* SHUTTLEWORTH, 1852, syntype NMBE 18845, Mexico “Cordova, Vera Cruz”, leg. Jacot-Guillarmod ex Nicolet (H = 13.1 mm).
- Fig. 3. *Achatina (Polyphemus) stigmatica* SHUTTLEWORTH, 1852, syntype NMBE 18846, Mexico “Cordova, Vera Cruz”, leg. Jacot-Guillarmod ex Nicolet (H = 14.05 mm).
- Fig. 4. *Achatina subtilis* SHUTTLEWORTH, 1854, syntype NMBE 19032, USA, Virgin Islands, St. Thomas, ex Bland 1853 (H = 6.09 mm).
- Fig. 5. *Glandina sulculosa* SHUTTLEWORTH, 1854, syntype NMBE 18904, Puerto Rico “Humacao”, leg. Blauner 1853 (H = 10.6 mm).
- Fig. 6. *Glandina terebraeformis* SHUTTLEWORTH, 1854, syntype NMBE 18900, Puerto Rico “Ceiba”, leg. Blauner 1853 (H = 9.8 mm).
- Fig. 7. *Spiraxis ejuncida* SHUTTLEWORTH, 1854, syntype NMBE 19030, USA, Virgin Islands, St. Thomas, leg. Blauner 1853 (H = 3.16 mm).
- Fig. 8. *Glandina interrupta* SHUTTLEWORTH, 1854, syntype NMBE 18899, Puerto Rico “Luquillo”, leg. Blauner 1853 (H = 26.2 mm).



Plate 13

Rhytididae, Acavidae, Humboldtianidae.

- Fig. 1. *Nanina atramentaria* SHUTTLEWORTH, 1852, syntype ZMZ 500573, Australia “Port Philip”, coll. Mousson ex Shuttleworth 1867 (H = 19.0 mm, scaled 1.75x).
- Fig. 2. *Spiraxis (Columna) eximia* SHUTTLEWORTH, 1852, holotype NMBE 18819, Madagascar, ex Verreaux (H = 117.8 mm, original size).
- Fig. 3. *Helix guillarmodi* SHUTTLEWORTH, 1852, syntype NMBE 19080, Mexico “Vera Cruz”, leg. Guillarmod ex Nicolet (D = 28.1 mm, scaled 1.75x).



Plate 14

Discidae, all figures 5x.

Fig. 1. *Helix engonata* SHUTTLEWORTH, 1852, syntype NMBE 18790, Canary Islands “Garachico, Teneriffa”, leg. Blauner 1851 (D = 7.0 mm).

Fig. 2. *Helix scutula* SHUTTLEWORTH, 1852, syntype NMBE 18788, Canary Islands “Teneriffa”, leg. Blauner 1851 (D = 8.0 mm).

Fig. 3. *Helix textilis* SHUTTLEWORTH, 1852, syntype NMBE 18781, Canary Islands “Palma”, leg. Blauner 1851 (D = 7.9 mm).

Fig. 4. *Helix retexta* SHUTTLEWORTH, 1852, syntype NMBE 18783, Canary Islands “Palma”, leg. Blauner 1851 (D = 6.7 mm).




Plate 15

Discidae, Ferussaciidae, Punctidae.

Fig. 1. *Helix mordax* SHUTTLEWORTH, 1852, syntype NMBE 19051, USA, Carolina, leg. Rugel 1845 (D = 16.1 mm, scaled 3x).

Fig. 2. *Achatina (Zua) tandoniana* SHUTTLEWORTH, 1852, syntype NMBE 18985, Madeira, Porto Santo “Pico Branco”, ex Moquin-Tandon ex Webb (H = 4.5 mm, scaled 15x).

Fig. 3. *Helix servilis* SHUTTLEWORTH, 1852, syntype ZMZ 503343, Canary Islands “Garachico, Teneriffa”, coll. Mousson ex Blauner 1852 (D = 1.8 mm, scaled 20x).



Plate 16

Gastrodontidae.

Fig. 1. *Helix pompylia* SHUTTLEWORTH, 1852, syntype NMBE 18777, Canary Islands "Palma", leg. Blauner 1851 (D = 5.1 mm, scaled 8x).

Fig. 2. *Zonites bryodes* SHUTTLEWORTH, 1854, syntype NMBE 18951, Puerto Rico "Luquillo", leg. Blauner 1853 (D = 3.9 mm, scaled 8x).

Fig. 3. *Zonites macilenta* SHUTTLEWORTH, 1852, syntype NMBE 19052, USA "Tennessee", leg. Rugel 1845 (D = 8.1 mm, scaled 5x).



Plate 17

Oxychilidae, Pristilomatidae, all figures 5x.

- Fig. 1. *Helix circumsessa* SHUTTLEWORTH, 1852, lectotype NMBE 18791a, Canary Islands "Teneriffa", leg. Blauner 1851 (D = 7.4 mm).
- Fig. 2. *Zonites lenis* SHUTTLEWORTH, 1852, syntype NMBE 18770, Canary Islands "Palma", leg. Blauner 1851 (D = 10.11 mm).
- Fig. 3. *Zonites festinans* SHUTTLEWORTH, 1852, holotype NMBE 18766, Canary Islands "Palma", leg. Blauner 1851 (D = 5.1 mm).



Plate 18

Oxychilidae, Vitreidae.

Fig. 1. *Zonites oppressa* SHUTTLEWORTH, 1877, holotype NMBE 18765, Italy, Sardinia, leg. Blauner 1844 (D = 10.7 mm, scaled 4x).

Fig. 2. *Helix blauneri* SHUTTLEWORTH, 1843, lectotype NMBE 19038a, France, Corsica “Bastia, Calvi, Aleria, Bonifacio”, leg. Blauner 1842 (D = 10.63 mm, scaled 4x).

Fig. 3. *Zonites placentula* SHUTTLEWORTH, 1852, syntype NMBE 19053, USA “Tennessee”, leg. Rugel 1845 (D = 7.9 mm, scaled 5x).



Plate 19

Ariophantidae, all figures 2x.

Fig. 1. *Nanina steursii* SHUTTLEWORTH, 1852, syntype NMBE 18823, Indonesia “Amboyna”, leg. Stuers [sic!] 1845 (D = 22.8 mm).

Fig. 2. *Nanina vitellus* SHUTTLEWORTH, 1852, syntype NMBE 18822, Indonesia “Amboyna”, leg. Stuers 1845 (D = 26.5 mm).



Plate 20

Vitrinidae, Thysanophoridae.

Fig. 1. *Vitrina blauneri* SHUTTLEWORTH, 1852, holotype NMBE 19033, Canary Islands “Teneriffa”, leg. Blauner (D = 16.4 mm, scaled 3x).

Fig. 2. *Helix cuticula* SHUTTLEWORTH, 1852, lectotype NMBE 18785a, Canary Islands “Teneriffa”, leg. Blauner 1851 (D = 9.18 mm, scaled 5x).

Fig. 3. *Helix hypolepta* SHUTTLEWORTH, 1854, syntype NMBE 19073, “Insula Bermuda”, ex Bland 1853 (D = 2.36 mm, scaled 15x).

Fig. 4. *Helix plagiopycha* SHUTTLEWORTH, 1854, syntype NMBE 18878, Puerto Rico “Humacao”, leg. Blauner 1853 (H = 2.7 mm, scaled 10x).



Plate 21

Polygyridae I, all figures 4x.

Fig. 1. *Helix rugeli* SHUTTLEWORTH, 1852, syntype NMBE 18827, USA "Tennessee", leg. Rugel 1845 (H = 5.8 mm).

Fig. 2. *Helix hopetonensis* SHUTTLEWORTH, 1852, syntype NMBE 18828, USA "Hopeton, Georgia", leg. Rugel (H = 6.4 mm).

Fig. 3. *Helix uvulifera* SHUTTLEWORTH, 1852, syntype NMBE 18830, USA, Florida "Long Keys, sinu dicto Sarazota", leg. Rugel Aug. 1845 (H = 5.65 mm).



Plate 22

Polygyridae II.

- Fig. 1. *Helix ingallsiana* SHUTTLEWORTH, 1877, syntype NMBE 19046, type locality unknown (H = 10.3 mm, scaled 3x).
- Fig. 2. *Helix dysoni* SHUTTLEWORTH, 1852, probable syntype NMBE 15276, Honduras, ex Cuming 1846 (H = 4.4 mm, scaled 5x).
- Fig. 3. *Helix couloni* SHUTTLEWORTH, 1852, syntype NMBE 18826, Mexico "Cordova, Vera Cruz", leg. Guillarmod ex Nicolet 1852 (H = 7.24 mm, scaled 4x).



Plate 23

Camaenidae, Cochlostylidae.

- Fig. 1. *Helix luquillensis* SHUTTLEWORTH, 1854, syntype NMBE 18867, Puerto Rico “Sierra de Luquillo”, leg. Blauner 1853 (H = 35.7 mm, scaled 1.5x).
- Fig. 2. *Helix steursiana* SHUTTLEWORTH, 1852, holotype NMBE 18831, Indonesia “Amboyna”, leg. Stuers [sic!] 1845 (H = 33.3 mm, scaled 2x).
- Fig. 3. *Helix intincta* SHUTTLEWORTH, 1852, syntype NMBE 15268, “In insulis Philippinis”, ex Verreaux (D = 38.7 mm, original size).



Plate 24

Camaenidae, scaled 1.5x.

Fig. 1. *Helix insititia* SHUTTLEWORTH, 1854, syntype NMBE 19086, "Haiti", ex Cuming 1850 (D = 45.9 mm).



Plate 25

Cepolidae, all figures 3x.

Fig. 1. *Helix dermatina* SHUTTLEWORTH, 1854, lectotype NMBE 18870a, Puerto Rico “Luquillo”, leg. Blauner 1853 (D = 15.4 mm).

Fig. 2. *Helix musicola* SHUTTLEWORTH, 1854, syntype NMBE 18872, Puerto Rico “Luquillo”, leg. Blauner 1853 (D = 10.55 mm).

Fig. 3. *Helix euclasta* SHUTTLEWORTH, 1854, syntype NMBE 18876, Puerto Rico “Insula Vièque”, leg. Blauner 1853 (D = 11.7 mm).



Plate 26

Sagdidae.

Fig. 1. *Simpulopsis portoricensis* SHUTTLEWORTH, 1854, syntype NMBE 18860, Puerto Rico “Sierra de Luquillo”, leg. Blauner 1853 (H = 17.2 mm, scaled 5x).

Fig. 2. *Helix subaquila* SHUTTLEWORTH, 1854, syntype NMBE 18883, Puerto Rico “Humacao”, leg. Blauner 1853 (D = 5.6 mm, scaled 8x).



Plate 27

Hygromiidae I.

- Fig. 1. *Helix corsica* SHUTTLEWORTH, 1843, lectotype NMBE 19087a, France, Corsica "Aleria", leg. Blauner (D = 14.9 mm, scaled 3x).
- Fig. 2. *Helix nivariensis* SHUTTLEWORTH, 1852, syntype NMBE 18805, Canary Islands "Santa Cruz, Teneriffa", leg. Blauner 1851 (D = 9.0 mm, scaled 4x).
- Fig. 3. *Helix persimilis* SHUTTLEWORTH, 1852, syntype NMBE 18801, Canary Islands "Santa Cruz, Teneriffa", leg. Blauner 1851 (D = 6.5 mm, scaled 4x).
- Fig. 4. *Helix oleacea* SHUTTLEWORTH, 1852, syntype NMBE 18803, Canary Islands "Palma", leg. Blauner 1851 (D = 7.9 mm, scaled 4x).



Plate 28

Hygromiidae II, all figures 3x.

Fig. 1. *Helix discobolus* SHUTTLEWORTH, 1852, holotype NMBE 18983, Canary Islands "Gomera" (D = 17.4 mm).

Fig. 2. *Helix fortunata* SHUTTLEWORTH, 1852, lectotype NMBE 18936a, Canary Islands "Santa Cruz, Teneriffa", leg. Blauner 1851 (D = 12.8 mm).

Fig. 3. *Helix perlevis* SHUTTLEWORTH, 1852, lectotype NMBE 18833a, France "Aleria, Corsica", leg. Blauner (D = 11.9 mm).



Plate 29

Helicidae I.

Fig. 1. *Helix ceratina* SHUTTLEWORTH, 1843, syntype NMBE 18812, France, Corsica "Ajaccio", leg. Blauner (D = 21.3 mm, scaled 2.5x).

Fig. 2. *Helix heldreichi* L. PFEIFFER, 1846, neotype NMBE 18825, Greece "Athinae ad Acropolin", leg. Heldreich (D = 15.8 mm, scaled 3x).



Plate 30

Helicidae II, all figures 2x.

Fig. 1. *Helix bethencourtiana* SHUTTLEWORTH, 1852, lectotype NMBE 18811a, Canary Islands “Santa Cruz, Teneriffa”, leg. Blauner 1851 (D = 21.05 mm).

Fig. 2. *Helix glasiana* SHUTTLEWORTH, 1852, syntype NMBE 18807, Canary Islands, ex Cuming 1846 (D = 20.5 mm).

Fig. 3. *Helix maugeana* SHUTTLEWORTH, 1852, syntype NMBE 18810, Canary Islands, ex Cuming 1846 (D = 20.2 mm).



INSTRUCTIONS TO AUTHORS

Content: Contributions to Natural History is a publication series of the Natural History Museum Bern (NMBE). Publications cover the fields of zoology, paleontology, and geology (including mineralogy and meteoritics) and should be related to scientific collections (preferably to those of the NMBE) and/or to research activities of museum scientists. In zoology, priority is given to contributions on taxonomy and systematics, biodiversity, morphology, faunistics, biogeography and all other aspects of organismic biology.

Language: Manuscripts may be written in English (preferred), German or French.

Review: Manuscripts will be peer-reviewed in any case by external referees.

Submission of manuscripts: Manuscripts should be sent as Email-attachments (preferred) or as three paper copies, including figures (no originals) and tables, to the managing editor. After reviewing, authors should send the revised version of the manuscript (including figures/tables) in a single paper copy and in an electronic version of the text (preferably MS Word or Word for Macintosh or as txt file). Figures should be sent after reviewing either as originals or in an electronic version (jpeg, tiff, or other standard formats). Concerning figures and tables, authors should pay attention to the print area of 195 x 117 mm (including legends). Full breadth figures/tables are 117 mm wide with the legend at the base, all others are 85 mm wide with the legend at the side. If sent as originals, please indicate magnification or size reduction of the figures at the backside of each original.

Presentation: Manuscripts must be clear and concise in style. Telegraphic style is recommended for descriptions. Establishment of new taxa must be in accordance with the rulings of the last edition of the International Code of Zoological Nomenclature and authors are expected to be familiar with the rulings of the Code. Name-bearing types must be deposited in a museum or in another institutional collection. Nomenclatural authors must be written in SMALL CAPS, with a comma between author and year of description. Bibliographical authors are written in normal style and without a comma between author and year. Use “&” for co-authors and “& al.” instead of “et al.”. Scientific names of genus-, species-, and subspecies-rank or (in case of citation of names proposed before 1961) of forms and varieties must be written in *italics*.

Manuscripts should be organised in the following way (in brackets: optional): Title, (subtitle), author(s), Abstract, (Kurzfassung, Résumé), Introduction, Material and Methods, (Abbreviations), Results, Discussion, Acknowledgements, References, Address(es) of author(s), (Appendices). Figures, tables and legends should be on separate sheets. In case of large manuscripts, contents and index can be added. Footnotes should be avoided. Colour prints are possible in certain cases. Large manuscripts may require financial contributions to the printing costs by the authors.

Manuscripts should be typed or printed and be double-spaced throughout (including legends). Pages must be numbered. References must strictly follow the journal's style. For abbreviations of journals follow the World List of Scientific periodicals. Do not cite papers as “in prep.” or other unpublished manuscripts like diploma theses or expert opinions, unless these manuscripts are accepted for publication in a scientific journal (“in press”). Examples for citation of literature:

Meyer, A.H., Schmidt, B.R. & Grossenbacher, K. (1998): Analysis of three amphibian populations with quarter-century long time series. – Proc. R. Soc. London B 265: 523–528.

Groh, K. & Poppe, G. (2002): A conchological iconography. Family Acavidae excluding *Ampelita*. – 69 pp., 44 plates. ConchBooks, Hackenheim.

Selden, P.A. & Dunlop, J.A. (1998): Fossil taxa and relationships of chelicerates. – In: Edgecombe, G.D. (ed.), Arthropod fossils and phylogeny, pp. 303–331, Columbia University Press, New York.

Proofs: Galley proofs are sent to the authors for correction.

Reprints: 25 reprints will be supplied for free; additional reprints can be ordered with returned proof.