

Operational support services

Objektyp: **Group**

Zeitschrift: **Annual report / International Committee of the Red Cross**

Band (Jahr): - **(1999)**

PDF erstellt am: **11.07.2024**

Nutzungsbedingungen

Die ETH-Bibliothek ist Anbieterin der digitalisierten Zeitschriften. Sie besitzt keine Urheberrechte an den Inhalten der Zeitschriften. Die Rechte liegen in der Regel bei den Herausgebern.

Die auf der Plattform e-periodica veröffentlichten Dokumente stehen für nicht-kommerzielle Zwecke in Lehre und Forschung sowie für die private Nutzung frei zur Verfügung. Einzelne Dateien oder Ausdrucke aus diesem Angebot können zusammen mit diesen Nutzungsbedingungen und den korrekten Herkunftsbezeichnungen weitergegeben werden.

Das Veröffentlichen von Bildern in Print- und Online-Publikationen ist nur mit vorheriger Genehmigung der Rechteinhaber erlaubt. Die systematische Speicherung von Teilen des elektronischen Angebots auf anderen Servern bedarf ebenfalls des schriftlichen Einverständnisses der Rechteinhaber.

Haftungsausschluss

Alle Angaben erfolgen ohne Gewähr für Vollständigkeit oder Richtigkeit. Es wird keine Haftung übernommen für Schäden durch die Verwendung von Informationen aus diesem Online-Angebot oder durch das Fehlen von Informationen. Dies gilt auch für Inhalte Dritter, die über dieses Angebot zugänglich sind.

Ein Dienst der *ETH-Bibliothek*
ETH Zürich, Rämistrasse 101, 8092 Zürich, Schweiz, www.library.ethz.ch

<http://www.e-periodica.ch>



Safe drinking water is vital to survival. When conflict destroys local water-supply networks, the ICRC sets up emergency systems to guarantee fresh water for the civilian population. In 1999, the ICRC provided and/or installed water-supply and sanitation equipment worth 16.8 million Swiss francs.

1999, a turning point for ICRC resources

Throughout 1999, the ICRC's support divisions had to adapt in order to meet numerous internal and external challenges arising within the framework of the 1998 Avenir project.

In terms of human resources, the constantly changing nature of humanitarian operations placed increasing demands on staff expertise and skills. An effort was made to lay out career plans, enabling the ICRC to call at any time on highly qualified, trained and experienced staff and thus to respond rapidly and effectively to needs. The ICRC also set up a number of projects aimed at improving the process by which it recruits, trains and posts its personnel, notably by more clearly defining the skills required to perform humanitarian tasks. It revised its pay system, so as to promote both staff equity and mobility. In order to strengthen its training policy, the Resources Directorate established a unit to reflect on and put into operation the ICRC's planned training centre.

Last but certainly not least, the ICRC benefited from substantial support in terms of human resources not only from the National Societies, whose staff made a major contribution to the implementation of operational activities in the field, but also from its countless local employees, whose work is a crucial factor in the smooth running of ICRC delegations. In spite of these additional forms of support in human resources, the ICRC nevertheless finds it difficult to have the personnel capacity required to meet its needs in a satisfactory manner.


In financial terms, the ICRC's budget (field and headquarters) hit a record of one billion Swiss francs in 1999. The donors provided outstanding support, enabling the organization to remain financially sound and to carry out its planned activities. The implementation rate, for its part, reached an unprecedented 84%.

Again within the framework of the Avenir project, the ICRC overhauled its financing process in 1999, putting in place a three-pronged comprehensive plan of action covering forecasts, diversification and flexibility. The plan is designed to help the organization improve the planning and management of its financial resources.

The period under review was also marked by the implementation of the first integrated International Red Cross and Red Crescent Movement operation during the

Balkans crisis and the launch of a joint appeal to the donors. This experience, conducted in accordance with the Seville Agreement, was a source of valuable lessons in terms of both human and financial resources, and it will be evaluated with a view to defining more effective joint guidelines for the future.

On a more technical level, the ICRC's Finance Division introduced a new financial system in 1999, giving the organization the means of drawing up reliable financial data adapted to a high-quality internal and external reporting system. This development is part of the establishment and implementation by the ICRC of enterprise resource planning, which aims to equip the organization with lasting computer applications and thereby enable it to meet financial and management needs and to obtain trustworthy and shared data by transmitting them between the different services providing operational support.



Jacques Stroun

Director of Human Resources and Finance

HUMAN RESOURCES

The objective of the Human Resources Division is to recruit, train and develop ICRC staff members with a view to ensuring that the organization can call on a sufficient number of appropriately trained staff to conduct its operations.

In quantitative terms, 1999 was marked by a considerable increase in the need for experienced staff on account of numerous operational developments, such as the crises in Kosovo and East Timor, the reopening of the ICRC delegation in Burundi, the resumption of the conflict in Angola and the start of new activities in certain contexts (Myanmar, the Solomon Islands, etc.). A recruitment drive was launched, but it nevertheless proved difficult to fill all field positions, and the ICRC was obliged to deploy staff based at headquarters and to transfer staff members from other operations.

In qualitative terms, the many changes undergone by the ICRC in recent years reflect the changing nature of humanitarian action itself, which has become more diverse, the focus of media attention and increasingly technical and specialized. These changes require greater know-how and expertise, for which the ICRC turns to specific professions and disciplines.

This development has also highlighted the need for more forward planning in respect of staff and posts in order to ensure, in the short and medium term, that individuals are available who are highly experienced and appropriately trained.

In response to these challenges, the ICRC launched a number of projects two years ago aimed at improving the various human resources processes, in particular the recruitment, training, assessment, assignment and development of its staff. Consequently, a new system of skills management and a new wage policy developed in 1999 will gradually be introduced in 2000, enabling the ICRC to meet future requirements for the right numbers of well-trained staff more effectively, in particular by encouraging staff members to acquire know-how and seek professional challenges. An essential first step in implementing these projects was a detailed and systematic assessment of the ICRC's requirements and assets in terms of human resources, and an external consultant was therefore commissioned to carry out an evaluation both at headquarters and in the field. The recommendations made in the evaluation will be used to make any adjustments still required to improve the ICRC's effectiveness in terms of human resources.

Recruitment

A particular effort was made to recruit staff in 1999 to meet the new and considerable needs arising from the ICRC's operations.

Over 300 new staff members were hired (122 delegates, 32 administrators, 21 secretaries, 19 interpreters, 53 medical and paramedical specialists and 58 engineers, technicians and computer specialists).

Furthermore, the National Societies of 24 countries continued to provide substantial support for ICRC operations by seconding staff to them. Thus, 498 people went on short- or long-term ICRC missions, including 177 in delegated projects. Throughout the year, an average 260 National Society staff thus made significant contributions to the ICRC's work.

Training

In 1999, the network of regional training centres set up in the field (Amman for Europe and the Middle East, Bogotá for Latin America, Colombo for Asia, and Nairobi for Africa) was extended and consolidated. The centres organized 13 introductory training courses for over 300 expatriate and local staff members. They also met the training needs of the delegations in their respective regions.

In Geneva, 227 staff members leaving on their first field mission took part in eight introductory training courses. A further 50 staff members attended three other courses organized jointly with the Federation at the respective headquarters of the two institutions.

A new concept of further training known as the "consolidation phase" was introduced. The objective is to increase the leadership skills of line managers at the right time and in accordance with the responsibilities they are given. Nine modules of the new cycle were carried out in 1999, three of them in the field.

Twenty basic training courses organized jointly with the participating National Societies and the Federation prepared 600 participants for international missions. A course specifically on the Seville Agreement was also run several times at headquarters and in certain National Societies.

Relations with those in charge of training at other humanitarian organizations (the United Nations, non-governmental-organizations) and with universities setting up humanitarian programmes were maintained and intensified.

Individualized training of staff members was the focus of a special effort in 1999, during which a unit specializing in individual counselling was set up. The unit responded to around 130 requests for individual training from staff members at headquarters and in the field. The number of such requests is rising steadily.

Finally, renovation work on the ICRC's future training centre in Ecogia, near Geneva, started in July. The centre is due to open in January 2001.

Internationalization

The ICRC must be able to call on staff members with the appropriate skills, and to that end it decided in 1993 to extend its catchment area for recruitment both via the National Societies and by recruiting directly outside Switzerland. Since then the proportion of non-Swiss staff members has grown constantly, and now stands at 35% at headquarters and in the field.

Management of local staff members

The ICRC pursued its policy of enhancing the participation of local staff members, who can now rise to positions of responsibility. The aim of the policy is to improve the effectiveness of ICRC operations by making optimum use of the skills of local staff. The policy is two-pronged:

- each delegation establishes a policy it can implement in accordance with its employees' potential and the context in which it works;
- delegation employees occupying positions traditionally held by expatriates are managed from the administrative point of view by the Human Resources Division at headquarters and are subject to the rights and obligations inherent in their function.

*IN 1999, ON AVERAGE,
THE ICRC HAD:*

- 1,160 expatriate staff, including 260 seconded by National Societies;
- 7,596 local employees under ICRC contract;
- 600 staff working at headquarters, including nine seconded by National Societies.

For example, 77 delegation employees conducted missions outside their base delegation in 1999. At present, 27 delegation employees are on mission.

Staff health

The Staff Health Unit set up in 1999 is made up of four people. It is not strictly speaking a health service per se, but rather a coordinating body for the various activities linked to staff health. It operates in close cooperation with the security and stress unit and with the ICRC's medical advisers. Its principal activities are as follows:

- to brief delegates leaving for the field on health issues (1,130 interviews in 1999);
- to debrief delegates returning from mission (1,088 interviews in 1999);
- to take part in the basic training of delegates;
- to conduct field missions with a view to assessing problems of health and psychological support;
- to help draw up the ICRC's health policies.

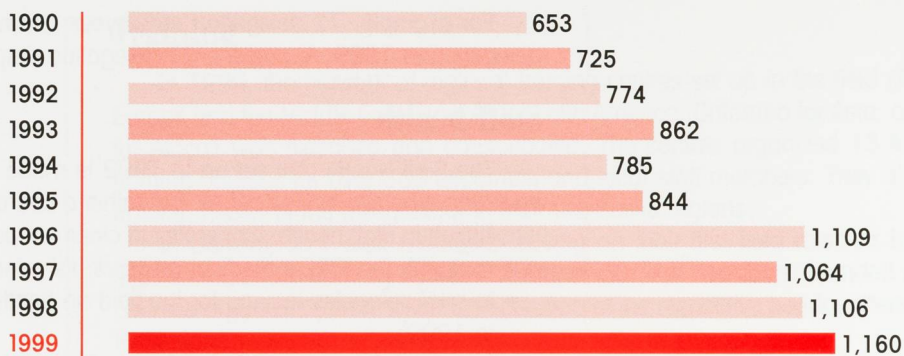
NATIONAL SOCIETY STAFF SECONDED TO ICRC OPERATIONS, BY COUNTRY

| | |
|--------------------|------------|
| Australia: | 52 |
| Austria: | 5 |
| Belgium: | 15 |
| Canada: | 54 |
| China: | 1 |
| Denmark: | 19 |
| Fiji: | 1 |
| Finland: | 35 |
| France: | 20 |
| Germany: | 43 |
| Greece: | 3 |
| Iceland: | 12 |
| Ireland: | 9 |
| Italy: | 3 |
| Japan: | 22 |
| Netherlands: | 33 |
| New Zealand: | 16 |
| Norway: | 53 |
| Republic of Korea: | 1 |
| Spain: | 5 |
| Sweden: | 21 |
| Switzerland: | 7 |
| United Kingdom: | 57 |
| United States: | 11 |
| TOTAL: | 498 |

N. B. This list shows the number of people seconded and not the number of posts. The breakdown according to activity is as follows: delegates, 20%; health, 40%; logistics, 11%; relief, 7%; other, 5%; delegated projects, 17%.

PROGRESSION OF STAFF REQUIREMENTS 1990-1999


EXPATRIATES IN THE FIELD



STAFF SECONDED BY NATIONAL SOCIETIES



LOCALLY RECRUITED EMPLOYEES



STAFF WORKING AT HEADQUARTERS



*including 12, 13, 8 and 9 posts at headquarters in 1996, 1997, 1998 and 1999, respectively.

EXTERNAL RESOURCES

Record budgets and contributions

The 1999 budget year was marked by expenditure rates that picked up steadily as the months went by. Although the initial Emergency Appeals were slightly lower than in 1998, in the course of the year the ICRC was called on to respond to a succession of crises that, while they had been anticipated, still retained a measure of unpredictability. As a result, it reviewed its objectives 11 times, increasing 10 operational budgets and reducing one. This brought its field budget to an unprecedented year-end total of 911.7 million Swiss francs.

One invariable common to each budget extension was the high proportion of assistance programmes, which rose from 47% of the initial total budget (312 million Swiss francs) to 58% (526 million) of the final total budget. In spite of this increase, the budget for assistance programmes was proportionately lower than in 1993, which held the previous record for field budgets, when operations in Somalia and the Balkans had led to a rise in the proportion of assistance programmes to over 70% of total expenditure. This confirmed the trend mentioned in previous Annual Reports, i. e. an increase in the share of programmes focusing on core activities more specific to the ICRC, such as protecting detainees and civilians, restoring family links and promoting international humanitarian law.

The cumulative deficit at the end of 1998 stood at 2 million Swiss francs and was thus considerably lower than in previous years (there had been a record deficit in 1997 of Sfr 24.9 million). On the other hand, the implementation rate was particularly high in 1999, reaching 84%. Only three operations - Sierra Leone, Burundi and the Republic of the Congo - had relatively low implementation rates, to a large extent because of the severe political and security constraints prevailing in these countries and the subsequent frequent suspension of certain ICRC activities.

The record amount of the cumulated appeals (Sfr 1.054 billion for both the headquarters and the field appeals) was matched by the generosity of donor response. The excellent coverage thus provided enabled the ICRC to carry out all planned activities and to finish the year in the black. As in the past, however, the fact that it did not know when it would actually receive the contributions posed a problem, with the organization having to wait until late in the year for confirmation that spending commitments would be covered. In 1999, the overwhelming donor response to the Balkans crisis during the first half of the year resulted in a steady deceleration in payments during the second half. The cash-flow situation was particularly acute in December, when spending commitments had to be respected, and many pledges were only received during the first quarter of the following year. Between January and March 2000, therefore, a period of the year in which payments of contributions are usually reduced and therefore substantially lower than the volume of disbursements, the ICRC was obliged more than once to run on an overdraft.

CONTRIBUTIONS RECEIVED FOR FIELD AND HEADQUARTERS BUDGETS

in cash, kind and services in 1999
by donor category (excluding assets)

GOVERNMENTS

610,645,225

EUROPEAN COMMISSION

63,568,531

INTERNATIONAL ORGANIZATIONS

1,266,399

SUPRANATIONAL ORGANIZATIONS

251,415

NATIONAL SOCIETIES

131,741,238

PUBLIC SOURCES

5,060,833

PRIVATE SOURCES

23,445,254

GRAND TOTAL

Sfr 835,978,895

The first-ever integrated appeal in response to the Balkans crisis

On 7 April 1999, the International Federation of Red Cross and Red Crescent Societies and the ICRC launched the Integrated Appeal of the International Red Cross and Red Crescent Movement in response to the crisis in the Balkans. The initial appeal covered the period 1 April to 30 September. A Revised Integrated Appeal launched on 25 July extended that period to 31 December 1999. Both the Federation and the ICRC had, however, included programmes linked to the Balkans crisis in their respective 1999 Emergency Appeals, launched in January 1999. The total appeal figure for the ICRC's three country programmes in Albania, the former Yugoslav Republic of Macedonia and the Federal Republic of Yugoslavia amounted to Sfr 33,978,555 (not counting the contingency or budgetary reserves, but including contributions in kind and services). In order to reconcile the yearly appeal figures with those of the two subsequent integrated appeals for the Balkans in the simplest and most transparent manner, it was decided that the initial 1999 Emergency Appeals should cover only the period from January to March 1999. As a result, the budget figures for those three country programmes were revised downwards, i. e. reduced to a cash budget of Sfr 5,171,715, corresponding to actual expenditure incurred during the first three months of 1999.

This large-scale operation met with a very favourable response from the donors. The ICRC was also pleased to note that most donors respected its instructions for non-earmarked or regional contributions, proving that this was possible. In order to cope with the increased workload created by the generous amount of contributions in kind, an extra staff position was created at the ICRC with a view to ensuring effective and efficient management by both institutions of goods on their way from the donors to the field.

In terms of fundraising, the Movement's first experience of an integrated appeal, while positive from many points of view, revealed how difficult it was to standardize the ICRC and the Federation's fundraising and reporting practices.

Fund-raising process restructured

In response to the recommendations of the Avenir project, which called on the ICRC to diversify its sources of funding so as to consolidate its donor base, the External Resources Division carried out a restructuring process in 1999. Five working groups (Funding Strategy, Internal Coordination, Communication with Donors, Management Tools and Human Resources) drew up an overall funding strategy, listed the organizational means required and established a plan of action with a view to giving the ICRC a fundraising policy, and thereby the financial means of carrying out its mission, that safeguarded its independence, reflected institutional strategy and objectives, and could be adapted to the changing donor environment. The following long-term objectives were set:

- **predictability**: secure advance funding commitments from major donors so as to ensure more accurate medium-term (2-3 years) financial planning for ICRC activities;

BALKANS CRISIS

PROTECTION

12,597,334

ASSISTANCE

133,415,892

PREVENTIVE ACTION

1,908,595

COOPERATION WITH NATIONAL SOCIETIES

1,810,507

OVERHEADS

6,738,613

GENERAL

2,018,859

TOTAL EXPENDITURE Sfr 158,489,800

- **diversification:** broaden the ICRC donor base and obtain financial support from new budgetary lines among confirmed donors, reach new potential donor governments and obtain funding from a wider variety of private sources;
- **flexibility:** reduce the number of strings attached to contributions and earmarking constraints, and work towards standardization of donor requirements of the ICRC (e. g., in terms of reporting and submission procedures).

The strategy adopted was based on the three traditional pillars of ICRC funding: the governments, the National Red Cross and Red Crescent Societies, and private donors. The fact that the Movement's components launched an integrated appeal in 1999 should not be considered as laying the ICRC's funding principles open to question. Such appeals, drawn up in the framework of the Seville Agreement, will be managed on a case-by-case basis. Lastly, the financial strategy reflects the new management methods put in place by the ICRC, in particular, planning for results and impact evaluations; those methods will be incorporated into marketing, communication and reporting processes, as the 1999 Emergency Appeals already did.

Sources of funding and specific initiatives

- As a long-term follow-up to the 1997 and 1998 special appeals entitled "Assistance for Mine Victims", which proved very successful, the ICRC launched a special appeal of Sfr 105 million to seek financial coverage of its mine-related activities for a five-year period (1999-2003). The activities described in the appeal will form an integral part of the ICRC's field and headquarters budget over the next five years. The five-year approach represents a departure from the ICRC's usual yearly budget and appeals cycle, but was felt to be a way of ensuring that the new budgetary lines made available by both governments and supranational donors as part of the momentum created by the Ottawa treaty do not run dry; indeed, anti-personnel landmines remain a problem in many contexts and assistance for mine victims will be needed for years to come.
- The ICRC signed a three-year partnership agreement with Britain's DFID,* for the purpose of strengthening ICRC operational capabilities in the spheres of protection, assistance and preventive action. The partnership, which also involves the British Red Cross, will provide the ICRC with £15 million (about Sfr 38 million) per year, an amount which is unearmarked except for £4 million for the ICRC's global prevention work. Under the partnership, DFID staff will make two annual visits to ICRC delegations, and the ICRC will report to DFID on previously agreed key strategy and on activity impact indicators.
- During 1999, participating National Societies ran 49 projects delegated to them within the context of ICRC operations, and 34 bilateral projects under ICRC coordination. The participating National Societies were especially active in the Balkans, with 23 delegated and 34 bilateral projects, and specifically in the Federal Republic of Yugoslavia, owing to the success of their fundraising campaigns during the Kosovo crisis. One project was in the field of dissemination, all the rest were assistance programmes. Such projects represented a total contribution to ICRC budgets of Sfr 27.1 million, of which 16.4 million for the Balkans.

* DFID: Department for International Development

- ICRC private fund-raising activities also had a record year, with the ICRC donating some of the funds raised for the Balkans to the Federation. Support for National Society fund-raising campaigns, especially for the Balkans and other major conflict areas, resulted in the forging of closer ties and generated more funds. Particularly successful fund-raising efforts are detailed below.
 - a) The crisis in the Balkans made a huge impact on efforts to raise funds from private donors. Individuals, who for the first time also had the possibility to donate over the Internet, reacted promptly and generously to the Movement's Integrated Appeal, as did several foundations and corporate donors. Rotary International launched an appeal to all its members worldwide, asking for donations to the Movement's projects. The response was overwhelming.
 - b) Donations for victims of anti-personnel mines increased steadily throughout the year. The Swiss Rotarians and several districts in Germany continued to provide substantial support, and the UEFA* maintained its considerable backing for the prosthetic/orthotic centres in Georgia and Uganda. In addition, a new partnership was launched with Soroptimist International.
 - c) The ICRC approached corporate sponsors for coverage of the costs of the major event held on 12 August 1999¹ to mark the 50th anniversary of the Geneva Conventions.

Communicating with the donors

The ICRC spared no effort throughout the year to inform donors about topics of general or more immediate interest, involving operational representatives from all levels. Some of the steps taken are listed below.

- ICRC staff had direct contacts and networked extensively with the organization's donor community. Representatives of the Permanent Missions in Geneva were briefed in 11 meetings held at ICRC headquarters on specific country operations, developments in the financial situation and budgets for 2000. Regular contact was maintained with governments and National Societies, not only in Geneva, but also in the respective capitals and increasingly in the course of donor visits to ICRC field operations.
- Although the ICRC was not part of the CAP* developed by OCHA,* it made sure that its objectives in the field were in line with those of United Nations agencies and NGOs working in the humanitarian sphere. The ICRC also participated in the global launch of the UN Consolidated Inter-Agency Appeals in Geneva on 23 and 24 November, presenting the donor community – one month ahead of the launch date – with a summary of the 2000 Emergency Appeals and a plan of action for countries also covered by the CAP.
- The US Permanent Mission in Geneva hosted an informal meeting on 16 April between ICRC representatives at the highest working level and the ICRC's donor support group. The main topic of discussion was the findings of two teams of donor representatives who conducted a review of ICRC programmes in Georgia and Colombia between 9 and 15 April. The following were identified as areas in

* UEFA: Union of European Football Associations

¹ See pp. 348-350.

* CAP: Consolidated Appeal Procedure

* OCHA: United Nations Office for the Coordination of Humanitarian Affairs

which donors might provide greater support for the ICRC's work: resolving the relief-to-development gap, thereby enabling the ICRC to pull out of longer-term assistance programmes; making representations on the ICRC's behalf for access to detainees or conflict areas; encouraging greater coordination/cooperation of National Societies with the ICRC; cutting down on earmarking and the demand for separate reporting; and using the same evaluation methods as the ICRC. The ICRC, for its part, expressed appreciation for the review, which had been particularly helpful in calling attention to forgotten conflicts, recognizing the efforts of ICRC staff in the field and providing management suggestions to headquarters. It was decided to continue this exchange of views on a regular basis, once a year.

- In June the ICRC convened the third Humanitarian Forum at the Wolfsberg Centre, Switzerland, with a view to fostering dialogue between high-level humanitarian and political players by encouraging an informal exchange of views and a spirit of openness. The central theme this year was the protection of the victims of armed conflicts against the backdrop of the 50th anniversary of the Geneva Conventions, discussed from three standpoints: protection as seen by the victims, by humanitarian organizations, and by governments. The Forum was attended by approximately 60 representatives of major humanitarian organizations – both United Nations agencies (UNHCR, UNICEF, the WFP,* DPKO*) and NGOs (ICVA,* InterAction, the Steering Committee for Humanitarian Response) – and senior officials responsible for humanitarian affairs in the main donor governments. Officials from various regional organizations (NATO, the Council of Europe, the European Commission) also participated, as did a number of individuals chosen for their specific area of expertise. The discussions were again informal, promoting greater freedom of expression than is usual in such fora.
- The Federation and the ICRC again organized two week-long meetings in Geneva for about 30 representatives of National Societies playing an active role in international humanitarian operations. The meetings focused on strengthening dialogue between the Movement's components, in particular on management issues or matters directly related to field operations (e. g., human resources, evaluation of programme impact).
- A vigorous effort was made to keep donors regularly and adequately informed of the activities, thinking and concerns of the ICRC by means of a consolidated, standard reporting system. To that end, the Emergency Appeals (and consequently also the special and budget extension appeals) were restructured in the course of the year so as to reflect the ICRC's long- and medium-term objectives in a results-oriented approach. Specific information was provided in one special appeal concerning assistance for landmine victims and in seven budget extension appeals (one each for the Republic of the Congo, Iraq, Eritrea-Ethiopia, Angola and Colombia, and two for Indonesia). In addition to the two Federation/ICRC Integrated Appeals in response to the Balkans crisis, in September the ICRC sent donors a Renewed Emergency Appeal to supplement

* WFP: World Food Programme

* DPKO: UN Department of Peace-keeping Operations

* ICVA: International Council of Voluntary Agencies

OPERATIONAL SUPPORT SERVICES

the 1999 Emergency Appeals launched earlier in the year. Interim information on all ICRC field activities was provided in Quarterly Reports, which were supplemented by about 50 updates that kept the donors abreast of developments in rapidly evolving emergency situations and of other developments in the humanitarian field. Finally, three Special Reports – “Uganda”, “Mine action” and “Iraq – a decade of sanctions” – were produced to broaden understanding of the ICRC approach in specific geographical contexts and areas of activity.

FINANCE

The new financial accounting system, which uses activity-based costing, was introduced at the beginning of 1999 at headquarters and in the field. It constitutes an important step in the two- to three-year process of setting up an integrated management system for support processes based on enterprise resource planning.

The new system will ultimately comply with international accounting standards. Because it requires most staff to provide direct information on actual work done, the activity-based costing approach calls for fundamental changes in staff habits, and its potential has yet to be fully realized. In 1999, financial data from the traditional financial accounting system and activity-based information from staff were fed into the new system but not yet exploited in the form of financial reporting. Once the new system is fully operational, it will provide quality information for the assessment, monitoring, evaluation and planning of activities throughout the ICRC and for internal and external reporting.

During the planning process carried out in autumn 1999 for the year 2000, budgets were more closely linked to objectives in terms of planned results and operational outcome. This is another move towards implementing a fully integrated management and financial cycle of planning, implementation and evaluation.

By the end of 1999, difficulties in the implementation of this ambitious project had been identified and a plan for further improvement and development in 2000 drawn up. The information, training and changes required to consolidate the system and produce the desired figures and tables were on the agenda for 2000 and beyond.

The war in the Balkans and the decision to launch an integrated Red Cross/Red Crescent operation in the region put a certain amount of strain on the new system. The Integrated Appeal had an impact on the financial cycle, and the ICRC consequently had to adjust its approach to the management of higher levels of financial risk and investment. The experience it gained would be used in 2000 to adapt and develop the management indicators and ratios crucial to monitoring fluctuations and controlling risks.

With the introduction of the new financial system at the beginning of 1999, the presentation of accounts and financial tables underwent further changes. Significant progress was made in the gradual realignment of the ICRC's financial statements with international accounting standards.

The 1999 financial year

The year under review was an exceptional one marked by several events and trends which had unprecedented effects on the financial cycle. Operational planning for 1999, decided at the end of the previous year, resulted in the launch of an initial emergency appeal for field operations amounting to 660.2 million Swiss francs. Unforeseen developments in many regions of the world prompted 11 revisions of the budget, bringing it to an all-time high of 911.7 million by the end of 1999. The largest budget extensions were required for the crisis in the Balkans, covering Albania, the Federal Republic of Yugoslavia and the former Yugoslav Republic of Macedonia; this brought the appeal for the region, initially 34 million, to 194.5 million Swiss francs. The budget for Angola rose by 42 million during the year to 54.1 million. Considerable upward revisions were also required for the Jakarta regional delegation (events in East Timor), the international conflict between Eritrea and Ethiopia, the northern Caucasus and the Republic of the Congo. Overall field expenditure surged to 713.1 million Swiss francs, a rise of 45% over the previous year.

The increase in expenditure generated by the Balkans crisis in spring was followed by an equivalent rise in contributions through the summer into early autumn. Generous support from donors in the form of contributions and pledges resulted in an excess of income for field operations of 7.6 million francs by the end of the year. However, this favourable outcome can be attributed more to the number and amount of pledges than to actual disbursement of funds during 1999. With pledged contributions now entered as income and accounts receivable, this led to the paradoxical situation of a positive result accompanied by a very tight cash position, especially towards the end of the year and continuing well into the first months of 2000. Outstanding pledges amounted to 133.3 million Swiss francs at the end of 1999.

Despite the spectacular growth in field operations, the initial headquarters budget increased only by a modest 1.78% to 142.8 million (allocations for risks, commitments and investments included). Headquarters expenditure (not including risks, commitments and investments) rose to 140.1 million as compared with 134.2 million the year before. This was mainly a direct effect of the sharp increase in field operations, which meant a heavier workload for support services in Geneva. The headquarters staff structure was also strengthened to allow implementation of strategic decisions under the Avenir project, with the aim of upgrading management methods and enhancing the ICRC's capacity to remain in phase with the changing environment. Part of the increase in expenditure is due to the onset of major depreciation of IT investments made in recent years.

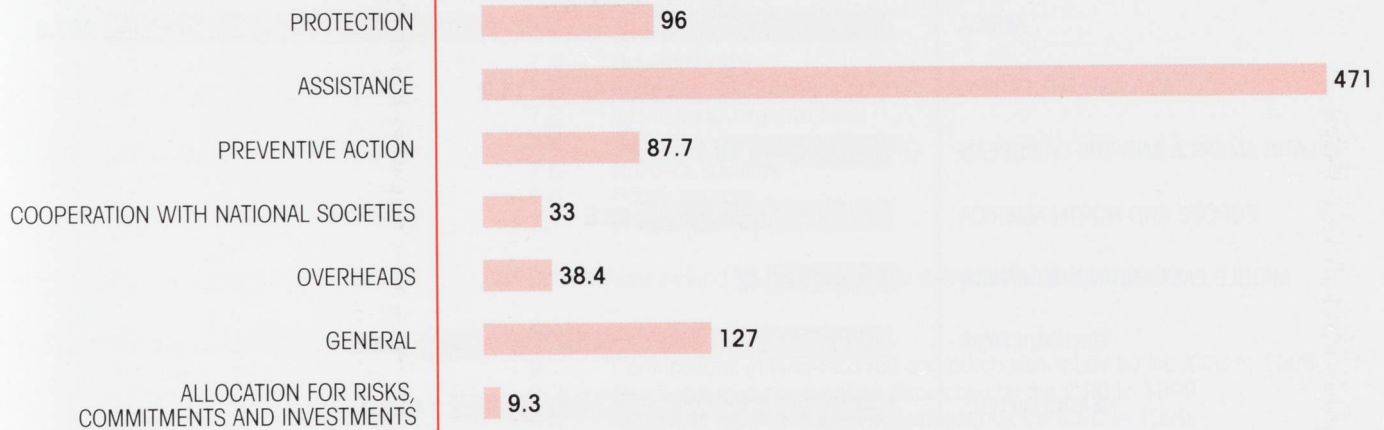
The changes in the accounting policy in 1999 had notable effects on the statement of income and the balance sheet. Fixed assets in the field and inventories at the main distribution sites, which up to 1998 were recorded as expenditure, are now valued as assets. Also from 1999, all contributions pledged but not received by 31 December are included as income and accounts receivable in the balance sheet. On the liability side, the presentation and definition of reserves have been reviewed and substantially changed.

FINANCIAL TABLES

EXPENDITURE

ACCORDING TO TYPE OF ACTIVITY IN 1999


including contributions in kind and services (in millions of Swiss francs)



TOTAL: Sfr 862.4 MILLION

EXPENDITURE BY REGION IN 1999

including contributions in kind and services (in millions of Swiss francs)



TOTAL: Sfr 862.4 MILLION

FINANCIAL TABLES : CONTENTS

1. Balance sheet as at December 31, 1999
2. Statement of income and expenditures in 1999
3. Cash flow statement for 1999
4. Notes to the financial statements as at December 31, 1999
Report of the auditors
5. Headquarters financial structure in 1999
6. Field expenditure and income in 1999
7. Contributions in 1999
 - 7.0 Summary of all contributions
 - 7.1 Governments
 - 7.2 European Commission
 - 7.3 International organizations
 - 7.4 Supranational organizations
 - 7.5 National Societies
 - 7.6 Public sources
 - 7.7 Private sources
8. Contributions in kind, in services and to delegated projects in 1999
9. Relief and medical assistance tables
 - 9.1 Contributions in kind received and purchases made by the ICRC in 1999
 - 9.2 Relief and medical supplies dispatched by the ICRC in 1999
 - 9.3 Relief and medical supplies distributed by the ICRC in 1999
10. Special funds
 - 10.1 Foundation for the International Committee of the Red Cross
 - 10.2 Augusta Fund
 - 10.3 Florence Nightingale Medal Fund
 - 10.4 Clare R. Benedict Fund
 - 10.5 Maurice de Madre French Fund
 - 10.6 Omar El Muktar Fund
 - 10.7 Paul Reuter Fund
 - 10.8 Special Fund for the Disabled

1. BALANCE SHEET AS AT DECEMBER 31, 1999

(in Swiss francs '000)

| | Notes | 1999 | 1998 restated | 1998 approved |
|---|--------|----------------|------------------|------------------|
| ASSETS | | | | |
| Current Assets | | | | |
| Cash and cash equivalents | 4.3.1 | 85,661 | 97,924 | 97,937 |
| Securities | 4.3.2 | 29,847 | 27,480 | 23,676 |
| Accounts receivable | 4.3.3 | 148,682 | 72,926 | 8,735 |
| Inventories | 4.3.4 | 14,867 | 14,537 | 4,582 |
| Prepaid expenses | | 5,373 | 3,689 | 38,706 |
| | | 284,430 | 216,556 | 173,636 |
| Operations with temporary deficit financing | 4.3.5 | 18,701 | 3,538 | 32,087 |
| Financial assets | 4.3.6 | 0 | 31,359 | 31,359 |
| Property, equipment, software | 4.3.7 | 87,407 | 75,609 | 51,192 |
| Total assets | | 390,538 | 327,062 | 288,274 |
| Trust fund with banks | | 87 | 731 | 731 |
| LIABILITIES AND RESERVES | | | | |
| Short-term liabilities | | | | |
| Bank debts | | 15,508 | 75 | 75 |
| Accounts payable | 4.3.8 | 102,939 | 69,654 | 71,401 |
| Accrued expenses and deferred income | 4.3.9 | 16,845 | 17,011 | 14,400 |
| | | 135,292 | 86,740 | 85,876 |
| Long-term liabilities | 4.3.10 | 10,122 | 8,300 | 8,300 |
| Donors' restricted contributions | 4.3.11 | 26,307 | 30,079 | 30,079 |
| Reserves | | | | |
| Restricted through designation by Assembly | 4.3.12 | | | |
| Operational risks reserve | | 104,323 | 92,323 | 92,323 |
| Assets reserve | | 82,871 | 82,006 | 47,686 |
| Financial risks reserve | | 9,881 | 5,604 | 2,000 |
| Human resources reserve | | 5,757 | 6,146 | 6,146 |
| Specific projects reserve | | 1,585 | 1,567 | 1,567 |
| | | 204,417 | 187,646 | 149,722 |
| Unrestricted | | | | |
| General reserve | | 12,500 | 12,500 | 12,500 |
| Balance at beginning of year | | 1,797 | 1,797 | 1,797 |
| Excess of income over expenses | | 103 | 0 | 0 |
| | | 14,400 | 14,297 | 14,297 |
| Total liabilities and reserves | | 390,538 | 327,062 | 288,274 |
| Trust funds - creditors | | 87 | 731 | 731 |

2. STATEMENT OF INCOME AND EXPENDITURES IN 1999

(in Swiss francs '000)

| | Notes | 1999 | 1998 |
|---|--------|-----------------|-----------------|
| Contributions | | 835,979 | 625,615 |
| Operational expenditures | | | |
| Staff-related costs | 4.3.13 | -280,574 | -272,836 |
| Mission costs | | -26,144 | -23,833 |
| Premises and equipment | | -58,824 | -48,857 |
| Transport | | -81,776 | -52,223 |
| Assistance to victims | | -240,269 | -111,897 |
| Financial assistance to National Societies and third parties | | -39,576 | -29,165 |
| General supplies and services | | -69,073 | -54,008 |
| Depreciation | | -18,482 | -6,446 |
| Change of provision for doubtful accounts | | -9,260 | 0 |
| Total | | -823,978 | -599,265 |
| Net result for operational activities | | 12,001 | 26,350 |
| Other income | | | |
| Contributed assets | | 2,716 | 0 |
| Financial income and re-invoiced costs | | 7,548 | 7,428 |
| Exchange gains | | 8,008 | 53 |
| Prior period income | | 482 | 952 |
| Other | | 2,788 | 5,931 |
| Total | | 21,542 | 14,364 |
| Other expenditures | | | |
| Exchange loss | | -4,684 | -1,005 |
| Prior period expenditure | | -153 | -592 |
| Other | | -2,221 | -3,858 |
| Total | | -7,058 | -5,455 |
| Net result of non-operational activities | | 14,484 | 8,909 |
| Surplus | | 26,485 | 35,259 |
| Use of restricted reserves designated by Assembly | | 1,618 | 3,738 |
| Allocation to restricted reserves designated by Assembly | | -18,389 | -16,393 |
| Decrease/increase of operations with temporary deficit financing | 4.3.5 | -13,386 | -13,298 |
| Decrease/increase of donors' restricted contributions for specific operations | | 3,772 | -9,557 |
| Adjustments of operations with temporary deficit financing/donors' restricted contributions | | 3 | 251 |
| Total | | -26,382 | -35,259 |
| Excess of income over expenses | | 103 | 0 |

3. CASH FLOW STATEMENT FOR 1999

(in Swiss francs '000)

| | Notes | 1999 | 1998 |
|---|--------|----------------|----------------|
| Cash flows from operating activities | | | |
| Excess of income over expenses | | 103 | 0 |
| Depreciation of property, equipment, intangibles | 4.3.7 | 18,482 | 6,446 |
| Change of provision for doubtful accounts | 4.3.3 | 9,260 | 0 |
| Gains on disposal of fixed assets, net | | -974 | 0 |
| Contributed assets | 4.3.7 | -2,716 | 0 |
| Other income and expenditure, net | | 0 | -355 |
| Allocation/use of restricted reserves through designation by Assembly | 4.3.12 | 16,771 | 12,656 |
| <i>Surplus before changing in working capital</i> | | 40,926 | 18,747 |
| Increase/decrease of current assets | | -89,397 | 13,927 |
| Increase/decrease of short term liabilities | | 33,119 | -6,061 |
| Increase/decrease of operations with temporary deficit financing | 4.3.5 | -15,163 | 13,298 |
| Decrease/increase of donors' restricted contributions for specific operations | 4.3.11 | -3,772 | 9,557 |
| | | -34,287 | 49,468 |
| Cash flow from investing activities | | | |
| Investment in fixed assets | 4.3.7 | -33,795 | -18,170 |
| Proceeds on disposal of fixed assets | 4.3.7 | 7,205 | 289 |
| Investment in financial assets | | 0 | -63 |
| Proceeds on disposal of financial assets | 4.3.6 | 31,359 | 0 |
| | | 4,769 | -17,944 |
| Cash flow from financing activities | | | |
| Reimbursement of long-term liabilities | | -200 | -200 |
| Increase of long-term loan for new training center | | 2,022 | 0 |
| | | 1,822 | -200 |
| Net variation of cash and bank deposits | | -27,696 | 31,324 |
| Cash and cash equivalents, net at beginning of year | | 97,849 | 66,525 |
| Cash and cash equivalents, net at end of year | | 70,153 | 97,849 |

Figures for 1999 are after re-statement and re-classification.

4.1 Activities

The International Committee of the Red Cross, founded in Geneva in 1863 and formally recognized in the Geneva Conventions and by the International Conferences of the Red Cross and Red Crescent, is an independent humanitarian organization having a status of its own.

The ICRC's principal tasks consist of:

- in connection with internal strife, international and non-international armed conflict, and their aftermath:
 - activities for persons deprived of their freedom;
 - protection and relief (in the form of medical supplies, drinking water, food and shelter) for the civilian population;
 - restoration of family links;
- at all times:
 - development of and respect for international humanitarian law;
 - promotion and dissemination of humanitarian law and of the principles of the International Red Cross and Red Crescent Movement;
 - humanitarian diplomacy.

These financial statements include activities of the Geneva headquarters, and all ICRC delegations.

4.2 Significant accounting policies

4.2.1 Basis of presentation

The financial statements are presented in accordance with Swiss law and the statutes of the ICRC.

For the year ended December 31, 1999, the ICRC has prepared its financial statements in order to realign them more closely to International Accounting Standards (IAS).

4.2.2 Changes in accounting policies

The main changes in accounting policies concern fixed assets and inventories at the principal distribution centers that were recorded up to 1998 directly as expenditures and are now recognized as assets. The changes were made by re-stating the balance sheet at December 31, 1998 to include the following increases in asset values:

| | Sfr '000 |
|--------------|----------|
| Inventories | 9,902 |
| Fixed assets | 24,418 |

Another change in 1999 was to include in income and accounts receivable all contributions pledged but not received less a provision for collection risks. Assets at December 31, 1998 were re-classified to include in accounts receivable contributions pledged at that date and collected by January 14, 1999 and operations with temporary deficit financing covered by outstanding pledged contributions.

The changes of the accounting policies led to the renaming of some balance sheet captions and re-classification of comparative figures for 1998.

4. NOTES TO THE FINANCIAL STATEMENTS AS AT DECEMBER 31, 1999

4.2.3 Cash and cash equivalents

The ICRC considers cash on hand, amounts due from banks and short-term time deposits with banks to be cash or cash equivalents.

4.2.4 Securities

Investment securities are recorded at their purchase value in the case of shares, and at par in the case of bonds.

4.2.5 Accounts receivable

The recognition of the main positions of the receivables is as follows:

- Pledges at the moment of a written confirmation
- Commercial and National Societies in the moment when the service or basic expenditure is fulfilled or the ownership is transferred

A provision on the outstanding amounts has been created to cover the estimated risks.

4.2.6 Inventories

Inventories held at headquarters, and the principal regional distribution centers are considered as uncommitted stocks and are recorded at cost. Expenditures are recognized at the moment of the delivery or consumption of these stocks. Inventories held at other locations are considered as committed and are included in expenditures.

4.2.7 Operations with temporary deficit financing

This position relates to expenditures in the field financial structure which are not covered by contributions already received or pledged.

4.2.8 Property, equipment, software

Assets are capitalized when they are used exclusively for the ICRC and when the following limits are reached for individual asset amounts:

- Real estate all
- Equipment and vehicles Sfr 10,000
- Software Sfr 500,000

Applicable straight-line depreciation periods:

| | in Switzerland | other countries |
|------------------------|----------------|-----------------|
| Real estate | 50 years | 10 years |
| Equipment and vehicles | 5 years | 5 years |
| Software | 5 years | 5 years |

4.2.9 Donors' restricted contributions

Some contributions received by the ICRC are earmarked for specific usage. At the end of the financial year, any such funds which have not yet been spent are recorded under this heading. In case the funds cannot be used, the ICRC either obtains approval for a reallocation of those funds for a different usage or reimburses them to the donor.

4.2.10 Restricted reserves designated by the Assembly

Operational risks reserve

This concerns reserves relating to insufficient operational funding, equipment insured by delegations and commercial disputes. The reserve for insufficient operational funding is estimated at an average of two and a half months of cash expenditures of the last five years.

Assets reserve

The ICRC sets aside funds for capital expenditure on real estate and equipment, in order to be able to make investments essential for its operations regardless of short-term financial fluctuations. This reserve includes the revaluation and restatement of fixed assets and inventory of a total value of Sfr 34.3 millions.

Financial risk reserve

This covers the risks of exchange rate and price fluctuations in securities.

Human resources reserves

This covers staff commitments of the ICRC's liabilities under the Collective Staff Agreement.

Specific projects reserves

Allocations for specific projects to be undertaken are made in anticipation of the events taking place; such as the International Conference of the Red Cross and Red Crescent, and studies concerning the Red Cross Emblem.

4.2.11 Recognition of contributions

Pledges are recognized on receipt of a written document from all the donors.

Contributions that are based on contracts for specific projects (e.g. European Union, projects delegated to National Red Cross and Red Crescent Societies) are recognized in the moment when the expenditure is incurred.

The following contributions are recognized upon receipt of the cash collection:

- Private sources, associations and companies
- Legacies
- Gifts

Contributions in kind (goods) and in services (in the form of means of transport or rent) are recognized on receipt of the goods or service. For each contribution received in kind or in services, an equal amount is entered under both income and expenditure.

Contributions in kind for fixed assets are recorded under other income with an offsetting amount in fixed assets. The ICRC considers those contributions not together with the other kind contributions, as no equal expenditures are recorded in the accounts. Depreciation of such assets is in operational expenditures in the same manner as for purchased fixed assets.

The value of contributions in kind is determined by the donor's estimation of the value of the goods, allowing for the cost of transport to the final destination. The market value may not be exceeded.

4. NOTES TO THE FINANCIAL STATEMENTS AS AT DECEMBER 31, 1999

The value of service contributions in the form of staff is estimated by determining the real cost that would have been incurred had the contribution not been made. In the case of staff seconded to the ICRC, the estimated value consists of the salary plus the social security and insurance contributions paid by the ICRC for the position concerned. From this value all personnel costs paid by the ICRC to the persons concerned have been deducted to give the value of service recorded.

4.2.12 Translation of foreign currencies

Monetary assets and liabilities are translated into Swiss francs at the rate applicable at the year-end, except for securities denominated in foreign currencies, which are converted at the historical rate of exchange. Income and expenditure statement items are converted at monthly exchange rates and any differences included under other income and expenditure. The net result of the translation has been attributed to the financial risks reserve.

The principal rates of exchange are shown below:

| | Closing rate of exchange | | Average rate of exchange | |
|-----|--------------------------|--------|--------------------------|--------|
| | 1999 | 1998 | 1999 | 1998 |
| USD | 1.5870 | 1.3720 | 1.4968 | 1.4547 |
| DEM | 0.8199 | 0.8257 | 0.8187 | 0.8255 |
| GBP | 2.5600 | 2.2700 | 2.4150 | 2.4050 |
| FRF | 0.2445 | 0.2462 | 0.2441 | 0.2470 |
| EUR | 1.6035 | 1.6200 | 1.6012 | 1.6250 |

4.3 Additional details relating to the financial statements

This section provides a breakdown of the main items on the balance sheet. All figures are in Swiss francs '000 (Sfr) and represent a consolidation of the headquarters and field financial data. The 1998 figures represent the restated status.

4.3.1 Cash and cash equivalents

| | 1999 | 1998 restated |
|------------------------|---------------|------------------|
| Cash and bank accounts | 44,900 | 15,756 |
| Time deposits | 40,761 | 82,168 |
| | 85,661 | 97,924 |

4.3.2 Securities

| | | |
|-----------------------------------|---------------|---------------|
| Securities | 25,978 | 21,075 |
| Other current assets | 3,869 | 6,405 |
| | 29,847 | 27,480 |
| <i>Market value of securities</i> | <i>36,039</i> | <i>36,787</i> |

4. NOTES TO THE FINANCIAL STATEMENTS AS AT DECEMBER 31, 1999

4.3.3 Accounts receivable

| | | |
|---|----------------|---------------|
| Pledges | 133,332 | 60,676 |
| Commercial | 5,535 | 3,099 |
| Governments | 33 | 0 |
| National Red Cross and Red Crescent Societies, organizations, foundations and funds | 11,941 | 4,621 |
| Withholding taxes | 134 | 264 |
| Guarantee deposits | 841 | 705 |
| Social security and insurance contributions | 1,715 | 1,786 |
| Suppliers' advance payments | 1,416 | 436 |
| Advance payments to expatriates on mission | 3,195 | 1,539 |
| Provision for doubtful accounts | -9,460 | -200 |
| | 148,682 | 72,926 |

As 1999 is the first year with recording of pledges (promised contributions), the provision for doubtful accounts has been increased by Sfr 9,260 from Sfr 200 to Sfr 9,460.

4.3.4 Inventories

| | | |
|--|---------------|---------------|
| Inventories | 16,867 | 16,537 |
| Provision for depreciation of medical supplies | -2,000 | -2,000 |
| | 14,867 | 14,537 |
| Reclassified by category of goods as follows: | | |
| – Relief | 4,641 | 6,477 |
| – Medical and prosthetic/orthotic | 4,875 | 3,096 |
| – Water and sanitation | 3,495 | 4,146 |
| – Other | 3,856 | 2,818 |
| | 16,867 | 16,537 |

4.3.5 Operations with temporary deficit financing

| | | |
|--|---------------|--------------|
| Non-earmarked balances brought forward (country level) | 17,529 | 3,538 |
| Earmarked balances brought forward (country level) | 1,172 | 0 |
| | 18,701 | 3,538 |

The increase of balances by Sfr 15,163 in 1999 has been offset by the reclassification of pledges received in 1999 to cover operations with temporary deficit financing at December 31, 1998 of Sfr 28,549 to give an overall net decrease for 1999 amounting to Sfr 13,386.

Operations are considered as a deficit financing when the contributions do not cover the expenditures. As long as contributions are remitted for a specific operation at the country level they are defined as non-earmarked. Below this level they are considered as earmarked.

4.3.6 Financial assets

The deposit has been reimbursed on September 30, 1999

| | | |
|--|---|--------|
| | 0 | 31,359 |
|--|---|--------|

4. NOTES TO THE FINANCIAL STATEMENTS AS AT DECEMBER 31, 1999

4.3.7 Property, equipment, software

| | Land and buildings | Equipment and vehicles | Software | Work in progress | Total |
|---|-----------------------|------------------------------|--------------|---------------------|---------------|
| Historical acquisition costs | | | | | |
| Balance at December 31, 1998 | 42,207 | 26,771 | | 17,085 | 86,063 |
| Restatement | 1,352 | 76,652 | | | 78,004 |
| Additions | 387 | 24,907 | | 11,217 | 36,511 |
| Disposals | | -19,299 | | | -19,299 |
| Transfers | | | 12,640 | -12,640 | 0 |
| Balance at December 31, 1999 | 43,946 | 109,031 | 12,640 | 15,662 | 181,279 |
| Accumulated depreciation and value adjustments | | | | | |
| Balance at December 31, 1998 | -9,503 | -25,369 | | | -34,872 |
| Restatement | -1,307 | -52,279 | | | -53,586 |
| Charge for the year | -1,319 | -12,399 | -4,764 | | -18,482 |
| Disposals | | 13,068 | | | 13,068 |
| Balance at December 31, 1999 | -12,129 | -76,979 | -4,764 | 0 | -93,872 |
| Net book value as at December 31, 1998 (after restatement) | 32,749 | 25,775 | 0 | 17,085 | 75,609 |
| Net book value as at December 31, 1999 | 31,817 | 32,052 | 7,876 | 15,662 | 87,407 |

Based on the changing of the accounting policies the worldwide fixed assets have been restated at standard costs and accumulated depreciation has been taken into account.

One of the buildings at the headquarters in Geneva is subject to a mortgage note tendered as collateral for the respective building.

4.3.8 Accounts payable

| | | | |
|---|--|----------------|---------------|
| Governments | | 10,745 | 9,087 |
| National Red Cross and Red Crescent Societies, organizations, foundations and funds | | 1,260 | 500 |
| Suppliers | | 29,831 | 11,117 |
| Social security and insurance contributions | | 38,014 | 25,390 |
| Staff vacation accrual | | 21,686 | 22,736 |
| Sundry items | | 1,403 | 824 |
| | | 102,939 | 69,654 |

4.3.9 Accrued expenses and deferred income

| | | | |
|-----------------------|--|---------------|---------------|
| Accrued expenses | | 16,827 | 16,512 |
| Prepaid contributions | | 18 | 499 |
| | | 16,845 | 17,011 |

4.3.10 Long-term liabilities

| | | |
|--|--------|-------|
| | 10,122 | 8,300 |
|--|--------|-------|

This position comprises two loans.

One loan of Sfr 8,100 relates to one building at the headquarters in Geneva. Interest amounted to Sfr 425 in 1999 (Sfr 436 in 1998).

The other loan is interest free and has been granted for the new training center in Geneva.

4. NOTES TO THE FINANCIAL STATEMENTS AS AT DECEMBER 31, 1999

4.3.11 Donors' restricted contributions

| | | |
|--|---------------|---------------|
| Non-earmarked balances brought forward (country level) | 20,720 | 16,086 |
| Earmarked balances brought forward (country level) | 5,587 | 13,993 |
| | 26,307 | 30,079 |

Contributions are defined as non-earmarked as long as they are remitted for a specific operation at the country level. Below this level they are considered as earmarked.

Donors' restricted contributions that could not cover specific expenditures are carried forward to the following year. In case the ICRC meets an overfinancing for a specific operation, another operation can be suggested to the donor. In case of overfinancing the donor may also ask for a reimbursement of the donation. In 1999 contributions of Sfr 405 were reimbursed (Sfr 2 in 1998).

4.3.12 Restricted reserves through designation by the Assembly

| | Operational risk reserve | Assets reserve | Financial risk reserve | Human resources reserve | Specific projects reserve | Total |
|---------------------------------------|-----------------------------|-------------------|---------------------------|-------------------------------|---------------------------------|---------|
| Balance as at December 31, 1998 | 92,323 | 47,686 | 5,604 | 6,146 | 1,567 | 153,326 |
| Restatement of assets and inventories | | 34,320 | | | | 34,320 |
| Use/release during 1999 | | -135 | | -1,251 | -232 | -1,618 |
| Allocations 1999 | 12,000 | 1,000 | 4,277 | 862 | 250 | 18,389 |
| Balance as at December 1999 | 104,323 | 82,871 | 9,881 | 5,757 | 1,585 | 204,417 |

The operational risk reserve contains a reserve for insufficient operational funding, estimated at an average of two and a half months of cash expenditures over the last five years. The theoretical level should be Sfr 106.2 million; at the end of 1999 it reached Sfr 94 million.

4.3.13 Staff-related costs

| | 1999 | 1998 |
|---------------------------------------|----------------|----------------|
| Wages and salaries | 206,576 | 196,102 |
| Social insurances and social benefits | 53,458 | 56,318 |
| | 260,034 | 252,420 |

In accordance with Swiss law, pension contributions for staff working at headquarters or in the field and hired in Geneva are paid into an independent trust.

Fondation Avenir, established at the ICRC's initiative, facilitates training or career moves for staff working at the headquarters or in the field and hired in Geneva under an open-ended contract. In 1999 the contribution to that foundation was Sfr 5,594.

4. NOTES TO THE FINANCIAL STATEMENTS AS AT DECEMBER 31, 1999

4.3.14 Operational expenditure by cash/kind/service

| | Cash | Kind | Service | Total |
|--|-----------------|----------------|----------------|-----------------|
| Staff-related costs | -260,034 | | -20,540 | -280,574 |
| Mission costs | -26,144 | | | -26,144 |
| Premises and equipment | -58,692 | | -132 | -58,824 |
| Transport | -81,740 | | -36 | -81,776 |
| Assistance to victims | -175,266 | -65,003 | | -240,269 |
| Financial assistance to National Societies and third parties | -39,576 | | | -39,576 |
| General supplies and services | -69,073 | | | -69,073 |
| Depreciation | -18,482 | | | -18,482 |
| Change of provision for doubtful accounts | -9,260 | | | -9,260 |
| Total | -738,267 | -65,003 | -20,708 | -823,978 |

4.4 Additional notes

4.4.1 Taxes

The ICRC is exempt from taxes in Switzerland and most countries in which its delegations are based.

4.4.2 Financial instruments

Forward transactions are effected occasionally for contract periods not extending beyond the current month and solely for the purpose of hedging exchange rate risks.



Assurance

KPMG Fides Peat
14, chemin De-Normandie
CH-1206 Geneva

P O Box 361
CH-1211 Genève 25

Telephone +41 22 704 15 15
Fax +41 22 347 73 43
www.kpmg.ch

Report of the external auditors to the Assembly of the members of

The International Committee of the Red Cross

As external auditors of your association, we have examined the accounting records and the financial statements (balance sheet, statement of income and expenses, cash flow statement and notes) of the International Committee of the Red Cross for the year ended December 31, 1999.

These financial statements are the responsibility of the Committee. Our responsibility is to express an opinion of these financial statements based on our audit. We confirm that we meet the legal requirements concerning professional qualification and independence.

Our audit was conducted in accordance with auditing standards promulgated by the profession, which require that an audit be planned and performed to obtain reasonable assurance about whether the financial statements are free from material misstatement. We have examined on a test basis evidence supporting the amounts and disclosures in the financial statements. We have also assessed the accounting principles used, significant estimates made and the overall financial statement presentation. We believe that our audit provides a reasonable basis for our opinion.

In our opinion, the accounting records and financial statements comply with the law and the articles of incorporation.

We recommend that the financial statements submitted to you be approved.

KPMG Fides Peat

David J W Colledge
Chartered Accountant

Stéphane Gard
Expert-comptable diplômé

Geneva, June 8, 2000

Enclosures :
Financial statements (balance sheet, statement of income and expenses, cash flow statement and notes)



Member Firm of
KPMG International

Member of the Swiss Institute
of Certified Public Accountants and Tax Consultants

APPEAL AND BUDGET

(in Swiss francs '000)

| | ASSEMBLY, PRESIDENCY & MANAGEMENT CONTROL | | OPERATIONS | | | | OPERATIONS | | | | | |
|--|--|-----------------|--------------|-----------------|---------------|-----------------|---------------|-----------------|-----------------------|-----------------|----------------------------------|-----------------|
| | | | DIRECTORATE | | | | AFRICA | | ASIA & THE PACIFIC | | LATIN AMERICA & THE CARIBBEAN | |
| | Appeal | Final budget | Appeal | Final budget | Appeal | Final budget | Appeal | Final budget | Appeal | Final budget | Appeal | Final budget |
| PROTECTION | | | | | | | | | | | | |
| Protection (general) | – | – | – | 114 | 1,279 | 1,300 | 1,002 | 1,117 | 203 | 208 | 203 | 208 |
| Respect for detainees | – | – | – | – | 127 | 58 | 278 | 310 | 567 | 531 | 493 | 570 |
| Restoring family links | – | – | – | – | 127 | 58 | 202 | 220 | 299 | 294 | 274 | 306 |
| Missing persons | – | – | – | – | 127 | 58 | – | – | – | – | – | – |
| Respect for civilians | – | – | – | – | 127 | 58 | 203 | 220 | 613 | 570 | 728 | 843 |
| | – | – | – | 114 | 1,787 | 1,532 | 1,685 | 1,867 | 1,682 | 1,603 | 1,698 | 1,927 |
| ASSISTANCE | | | | | | | | | | | | |
| Assistance (general) | 79 | – | 79 | 703 | 2,646 | 3,788 | 6,156 | 5,528 | 1,288 | 1,522 | 1,042 | 1,082 |
| Health services | – | – | – | – | 79 | 170 | 721 | 655 | 469 | 165 | 162 | 82 |
| Orthotics & prosthetics | – | – | – | – | – | 164 | 144 | 131 | 133 | 33 | 18 | 16 |
| Engineering | – | – | – | – | – | 173 | 865 | 787 | 216 | 197 | 108 | 98 |
| Economic security | – | – | – | – | – | 98 | 865 | 787 | 408 | 197 | 179 | 98 |
| | 79 | – | 79 | 703 | 2,725 | 4,393 | 8,751 | 7,888 | 2,514 | 2,114 | 1,509 | 1,376 |
| PREVENTIVE ACTION | | | | | | | | | | | | |
| Preventive action (general) | – | 81 | – | 271 | – | 81 | 160 | 153 | – | – | – | – |
| Development of IHL | 101 | 41 | – | 320 | 275 | 138 | – | – | – | – | – | – |
| Dissemination and information | 750 | 739 | 992 | 465 | 2,196 | 1,078 | 725 | 610 | 563 | 598 | 322 | 353 |
| Implementation of IHL | 1,044 | 445 | 51 | 39 | 363 | 237 | 247 | 421 | 467 | 492 | 491 | 555 |
| Mines and other weapons | 51 | – | 50 | 231 | – | 23 | 98 | 100 | – | 47 | – | 23 |
| | 1,946 | 1,306 | 1,093 | 1,326 | 2,834 | 1,557 | 1,230 | 1,284 | 1,030 | 1,137 | 813 | 931 |
| COOPERATION WITH NATIONAL SOCIETIES | – | – | – | – | 127 | 489 | 760 | 764 | 305 | 312 | 284 | 310 |
| GENERAL | 5,093 | 5,492 | 4,463 | 7,265 | 9,876 | 10,273 | 7,340 | 6,930 | 3,827 | 3,492 | 2,361 | 2,095 |
| Allocation for risks, commitments and investments | – | – | – | – | 3,000 | 3,000 | – | – | – | – | – | – |
| TOTAL | 7,118 | 6,798 | 5,635 | 9,408 | 20,349 | 21,244 | 19,766 | 18,733 | 9,358 | 8,658 | 6,665 | 6,639 |

* Amounts have been corrected as figures in appeal document for Communication and Law have been inverted.

FINANCIAL STRUCTURE IN 1999

| | | | | | | | | RESOURCES | | | | | | | |
|------------------------|---------------|----------------------------|--------------|--------------|---------------|---------------|---------------|-----------------|--------------|--------------------------|--------------|--------------------|---------------|----------------|----------------|
| EUROPE & NORTH AMERICA | | MIDDLE EAST & NORTH AFRICA | | LAW | | COMMUNICATION | | HUMAN RESOURCES | | FINANCE & ADMINISTRATION | | EXTERNAL RESOURCES | | GRAND TOTAL | |
| Appeal | Final budget | Appeal | Final budget | Appeal | Final budget | Appeal* | Final budget | Appeal | Final budget | Appeal | Final budget | Appeal | Final budget | Appeal | Final budget |
| 822 | 794 | 897 | 986 | | 110 | - | - | - | - | - | - | - | - | 4,406 | 4,837 |
| 255 | 267 | 279 | 310 | | - | - | - | - | - | - | - | - | - | 1,999 | 2,046 |
| 177 | 191 | 177 | 191 | | 149 | - | - | - | - | - | - | - | - | 1,256 | 1,409 |
| 101 | 156 | 101 | 156 | | - | - | - | - | - | - | - | - | - | 329 | 370 |
| 177 | 184 | 177 | 184 | | - | - | - | - | - | - | - | - | - | 2,025 | 2,059 |
| 1,532 | 1,592 | 1,631 | 1,827 | - | 259 | - | - | - | - | - | - | - | - | 10,015 | 10,721 |
| 1,675 | 1,150 | 1,129 | 906 | | - | - | - | 431 | - | 18 | - | 192 | 169 | 14,735 | 14,848 |
| 360 | 328 | 90 | 82 | | - | - | - | 575 | - | 90 | - | - | - | 2,546 | 1,482 |
| 72 | 65 | 18 | 16 | | - | - | - | 36 | - | 18 | - | - | - | 439 | 425 |
| 433 | 393 | 108 | 99 | | - | - | - | 295 | - | 108 | - | - | - | 2,133 | 1,747 |
| 433 | 393 | 108 | 98 | | - | - | - | 296 | - | 108 | - | - | - | 2,397 | 1,671 |
| 2,973 | 2,329 | 1,453 | 1,201 | - | - | - | - | 1,633 | - | 342 | - | 192 | 169 | 22,250 | 20,173 |
| 929 | 631 | 434 | 505 | 1,051 | 1,185 | 285 | 1,224 | | - | - | - | - | - | 2,859 | 4,131 |
| - | - | - | - | 350 | 1,636 | 2,569 | - | 286 | - | - | - | - | - | 3,581 | 2,135 |
| 528 | 551 | 269 | 281 | 1,950 | 2,059 | 12,352 | 13,540 | 294 | 146 | 775 | 414 | 514 | 459 | 22,230 | 21,293 |
| 419 | 516 | 247 | 409 | 3,577 | 5,837 | 1,243 | - | - | - | - | - | - | - | 8,149 | 8,951 |
| 49 | 72 | - | 23 | 51 | 435 | 669 | 62 | - | - | - | - | 203 | 151 | 1,171 | 1,167 |
| 1,925 | 1,770 | 950 | 1,218 | 6,979 | 11,152 | 17,118 | 14,826 | 580 | 146 | 775 | 414 | 717 | 610 | 37,990 | 37,677 |
| 913 | 711 | 290 | 317 | 350 | 798 | 1,167 | 384 | 36 | - | 18 | - | 155 | 262 | 4,405 | 4,347 |
| 4,438 | 4,114 | 2,520 | 2,246 | 2,003 | 1,983 | 1,413 | 1,057 | 3,830 | 4,487 | 4,672 | 6,570 | 9,013 | 9,058 | 60,849 | 65,062 |
| | | | | | 50 | | | 1,000 | 1,000 | 750 | 750 | | | 4,750 | 4,800 |
| 11,781 | 10,516 | 6,844 | 6,809 | 9,332 | 14,242 | 19,698 | 16,267 | 7,079 | 5,633 | 6,557 | 7,734 | 10,077 | 10,099 | 140,259 | 142,780 |

EXPENDITURES

(in Swiss francs '000)

| | ASSEMBLY, PRESIDENCY & MANAGEMENT CONTROL | DIRECTORATE | OPERATIONS | OPERATIONS | | |
|---|--|--------------|---------------|--------------|-----------------------|----------------------------------|
| | | | | AFRICA | ASIA & THE PACIFIC | LATIN AMERICA & THE CARIBBEAN |
| PROTECTION | | | | | | |
| Protection (general) | – | 4 | 2,374 | 286 | 308 | 69 |
| Respect for detainees | – | – | 436 | 639 | 106 | 155 |
| Restoring family links | – | – | 380 | 263 | 47 | 15 |
| Missing persons | – | 1 | 39 | – | 1 | 2 |
| Respect for civilians | – | – | 147 | 39 | 20 | 66 |
| | – | 5 | 3,376 | 1,227 | 482 | 307 |
| ASSISTANCE | | | | | | |
| Assistance (general) | 1 | 437 | 6,965 | 2,008 | 931 | 178 |
| Health services | – | 76 | 3,325 | 681 | 397 | 24 |
| Orthotics & prosthetics | – | – | 447 | 20 | 41 | 1 |
| Engineering | – | – | 832 | 176 | 106 | 23 |
| Economic security | – | – | 893 | 149 | 141 | 45 |
| | 1 | 513 | 12,462 | 3,034 | 1,616 | 271 |
| PREVENTIVE ACTION | | | | | | |
| Preventive action (general) | 3 | 98 | 66 | 7 | 6 | 8 |
| Development of IHL | 7 | 14 | – | 2 | – | – |
| Dissemination and information | 27 | 1,185 | 608 | 472 | 410 | 203 |
| Implementation of IHL | 6 | – | 16 | 233 | 186 | 132 |
| Mines and other weapons | – | 315 | 5 | – | 6 | 1 |
| | 43 | 1,612 | 695 | 714 | 608 | 344 |
| COOPERATION WITH NATIONAL SOCIETIES | 110 | 12 | 52 | 212 | 149 | 99 |
| GENERAL | 5,831 | 9,291 | 9,489 | 7,620 | 4,110 | 2,463 |
| TOTAL | 5,985 | 11,433 | 26,074 | 12,807 | 6,965 | 3,484 |
| Allocation for risks, commitments and investments | | | | | | |
| Change of provision for doubtful accounts | | | | | | |
| TOTAL | – | – | – | – | – | – |

FINANCIAL STRUCTURE IN 1999

| | EUROPE & NORTH AMERICA | MIDDLE EAST & NORTH AFRICA | LAW | COMMUNICATION | RESOURCES | | | GRAND TOTAL |
|--|---------------------------|-------------------------------|---------------|---------------|--------------------|-----------------------------|-----------------------|----------------|
| | | | | | HUMAN RESOURCES | FINANCE & ADMINISTRATION | EXTERNAL RESOURCES | |
| | 320 | 359 | 475 | - | 2 | - | - | 4,197 |
| | 195 | 318 | - | - | 1 | - | - | 1,850 |
| | 596 | 63 | - | - | - | - | - | 1,364 |
| | 185 | 23 | - | - | - | - | - | 251 |
| | 47 | 30 | - | - | - | - | - | 349 |
| | 1,343 | 793 | 475 | - | 3 | - | - | 8,011 |
| | 1,998 | 273 | - | - | 20 | - | 5 | 12,816 |
| | 195 | 130 | - | - | 18 | 1 | - | 4,847 |
| | 15 | 5 | - | - | - | - | - | 529 |
| | 178 | 66 | - | - | 17 | 1 | - | 1,399 |
| | 252 | - | - | - | - | - | - | 1,480 |
| | 2,638 | 474 | - | - | 55 | 2 | 5 | 21,071 |
| | 22 | 16 | 3,516 | - | 18 | 1 | 1 | 3,762 |
| | 22 | 5 | 1,712 | 1 | 2 | - | - | 1,765 |
| | 821 | 136 | 3,712 | 14,481 | 16 | 3 | 22 | 22,096 |
| | 263 | 120 | 2,211 | 112 | 1 | - | - | 3,280 |
| | 47 | 4 | 1,213 | 1 | - | - | 27 | 1,619 |
| | 1,175 | 281 | 12,364 | 14,595 | 37 | 4 | 50 | 32,522 |
| | 261 | 38 | 1,463 | 2 | 2 | - | 20 | 2,420 |
| | 5,901 | 2,991 | 1,895 | 1,868 | 11,481 | 5,894 | 7,204 | 76,038 |
| | 11,318 | 4,577 | 16,197 | 16,465 | 11,578 | 5,900 | 7,279 | 140,062 |
| | - | - | - | - | - | - | - | 9,260 |
| | - | - | - | - | - | - | - | 149,322 |

6. FIELD EXPENDITURE

Including delegated projects
(in Swiss francs '000)

| | BUDGET | | | EXPENDITURE (Cash - | | | | |
|--|----------------------------------|---------------|----------------|---------------------|----------------|----------------------|---|---------------|
| | Initial (Emergency Appeal) | Amendment | Final | Protection | Assistance | Preventive Action | Cooperation with National Societies | Overheads* |
| Africa | | | | | | | | |
| Angola | 12,169 | 41,963 | 54,132 | 1,280 | 37,207 | 786 | 8 | 2,363 |
| Burundi | 7,896 | - | 7,896 | 1,210 | 2,234 | 138 | 7 | 224 |
| Democratic Republic of the Congo | 31,647 | - | 31,647 | 5,687 | 18,506 | 706 | 1,508 | 1,615 |
| The Republic of the Congo | 3,061 | 9,194 | 12,255 | 1,062 | 7,811 | 277 | 21 | 583 |
| Eritrea & Ethiopia International Conflict | 16,828 | 12,509 | 29,337 | 4,169 | 14,607 | 839 | 370 | 1,269 |
| Liberia | 1,145 | - | 1,145 | 338 | 357 | 517 | 42 | 92 |
| Rwanda | 56,136 | - | 56,136 | 11,244 | 19,339 | 1,384 | 35 | 2,414 |
| Sierra Leone | 28,124 | (19,118) | 9,006 | 539 | 5,562 | 285 | 491 | 477 |
| Somalia | 21,512 | - | 21,512 | 1,262 | 16,080 | 676 | 420 | 1,170 |
| Sudan | 59,198 | - | 59,198 | 1,139 | 34,225 | 562 | 1,508 | 2,445 |
| Uganda | 23,210 | - | 23,210 | 1,154 | 11,116 | 593 | 1,086 | 873 |
| Abidjan Regional Delegation | 4,268 | - | 4,268 | 445 | 210 | 979 | 454 | 261 |
| Dakar Regional Delegation | 7,265 | - | 7,265 | 363 | 3,253 | 778 | 491 | 356 |
| Harare Regional Delegation | 2,356 | - | 2,356 | 201 | 73 | 507 | 531 | 107 |
| Lagos Regional Delegation | 2,235 | - | 2,235 | 45 | 360 | 1,154 | 549 | 155 |
| Nairobi Regional Delegation | 10,008 | - | 10,008 | 980 | 2,703 | 1,851 | 1,213 | 540 |
| Pretoria Regional Delegation | 2,757 | - | 2,757 | 66 | 164 | 940 | 487 | 170 |
| Yaoundé Regional Delegation | 3,023 | - | 3,023 | 687 | 112 | 466 | 395 | 142 |
| Contingency | 25,388 | - | 25,388 | | | | | |
| Total Africa | 318,226 | 44,548 | 362,774 | 31,871 | 173,919 | 13,438 | 9,616 | 15,256 |
| Asia and the Pacific | | | | | | | | |
| Afghanistan | 47,739 | - | 47,739 | 1,757 | 33,629 | 924 | 1,967 | 2,071 |
| Cambodia | 7,309 | - | 7,309 | 1,585 | 1,858 | 716 | 64 | 274 |
| Myanmar | 1,243 | 1,703 | 2,946 | 800 | 805 | 10 | 1 | 76 |
| Pakistan | 2,150 | - | 2,150 | 315 | 303 | 480 | 315 | 416 |
| Sri Lanka | 15,846 | - | 15,846 | 4,847 | 6,727 | 929 | 558 | 844 |
| Tajikistan | 4,449 | - | 4,449 | 18 | 1,955 | 1,370 | 258 | 239 |
| Bangkok Regional Delegation | 3,324 | - | 3,324 | 173 | 33 | 945 | 462 | 257 |
| Jakarta Regional Delegation | 6,491 | 33,805 | 40,296 | 2,118 | 19,889 | 1,082 | 1,033 | 1,553 |
| Manila Regional Delegation | 2,508 | - | 2,508 | 671 | 742 | 974 | 368 | 270 |
| New Delhi Regional Delegation | 8,317 | 918 | 9,235 | 3,721 | 322 | 1,304 | 1,045 | 485 |
| Tashkent Regional Delegation | 3,956 | - | 3,956 | 16 | 37 | 1,791 | 419 | 143 |
| Contingency | 8,839 | (2,621) | 6,218 | | | | | |
| Total Asia and the Pacific | 112,171 | 33,805 | 145,976 | 16,021 | 66,300 | 10,525 | 6,490 | 6,628 |
| Latin America and the Caribbean | | | | | | | | |
| Colombia | 21,751 | 4,941 | 26,692 | 5,613 | 12,361 | 3,022 | 787 | 1,548 |
| Mexico | 9,177 | - | 9,177 | 391 | 3,249 | 621 | 940 | 383 |
| Peru | 6,690 | - | 6,690 | 2,741 | 1,535 | 817 | 194 | 370 |
| Brasilia Regional Delegation | 1,825 | - | 1,825 | 89 | 0 | 1,134 | 123 | 113 |
| Buenos Aires Regional Delegation | 2,002 | - | 2,002 | 42 | 13 | 1,201 | 179 | 127 |
| Guatemala City Regional Delegation | 6,573 | - | 6,573 | 193 | 788 | 2,461 | 1,038 | 348 |
| Contingency | 4,397 | - | 4,397 | | | | | |
| Total Latin America and the Caribbean | 52,415 | 4,941 | 57,356 | 9,069 | 17,946 | 9,256 | 3,261 | 2,889 |

* A premium of 6.5% is added to cash expenditure incurred by the field financial structure. This amount is included in the income of the headquarters financial structure, so as to partly offset the cost of headquarters' direct support for ICRC operations in the field. This procedure does not affect the overall result for the financial year.

AND INCOME IN 1999

| Kind - Services) | | INCOME (Cash - Kind - Services) | | | | | REPORTS OF OPERATIONS | | | | |
|------------------|-------------------|---------------------------------|--------------|--------------|----------------|--------------------------------------|--------------------------------------|---------------------------|------------------------|------------------------|--|
| General | Total expenditure | Cash | Kind | Service | Total Income | Surplus financing 98 brought forward | Deficit financing 98 brought forward | Corrections and transfers | Surplus financing 1999 | Deficit financing 1999 | |
| 1,910 | 43,554 | 38,673 | 3,996 | 407 | 43,076 | - | (321) | 1,002 | 203 | - | |
| 711 | 4,524 | 4,409 | - | 130 | 4,539 | - | - | (15) | - | - | |
| 1,720 | 29,742 | 29,788 | - | 270 | 30,058 | - | (2,560) | (125) | - | (2,369) | |
| 880 | 10,634 | 9,613 | 451 | 94 | 10,158 | - | (167) | (666) | - | (1,309) | |
| 783 | 22,037 | 17,832 | 1,718 | 435 | 19,985 | 53 | - | - | - | (1,999) | |
| 243 | 1,589 | 1,716 | - | - | 1,716 | - | - | 1 | 128 | - | |
| 1,364 | 35,780 | 33,310 | 714 | 1,010 | 35,034 | 300 | - | 83 | - | (363) | |
| 1,004 | 8,358 | 8,627 | 426 | 155 | 9,208 | - | (850) | - | - | - | |
| 579 | 20,187 | 19,085 | - | 158 | 19,243 | - | (298) | 250 | - | (992) | |
| 2,627 | 42,506 | 37,217 | 361 | 3,186 | 40,764 | - | (1,789) | 923 | - | (2,608) | |
| 1,486 | 16,308 | 16,887 | 411 | 359 | 17,657 | - | (2,058) | - | - | (709) | |
| 1,246 | 3,595 | 3,407 | - | - | 3,407 | 190 | - | (2) | - | - | |
| 1,268 | 6,509 | 6,325 | 51 | 430 | 6,806 | - | (297) | - | - | - | |
| 482 | 1,901 | 1,832 | - | - | 1,832 | 1,010 | - | - | 941 | - | |
| 344 | 2,607 | 2,607 | - | - | 2,607 | - | - | - | - | - | |
| 1,860 | 9,147 | 8,570 | 65 | 363 | 8,998 | 149 | - | - | - | - | |
| 744 | 2,571 | 2,544 | - | 27 | 2,571 | - | - | - | - | - | |
| 487 | 2,289 | 2,289 | - | - | 2,289 | - | - | - | - | - | |
| 19,738 | 263,838 | 244,731 | 8,193 | 7,024 | 259,948 | 1,702 | (8,340) | 1,451 | 1,272 | (10,349) | |
| 903 | 41,251 | 38,360 | 726 | 1,672 | 40,758 | 6,086 | - | 1,678 | 7,271 | - | |
| 645 | 5,142 | 5,269 | - | 164 | 5,433 | 436 | - | 33 | 760 | - | |
| 349 | 2,041 | 667 | - | 149 | 816 | 753 | - | 37 | - | (435) | |
| 550 | 2,379 | 2,229 | - | 171 | 2,400 | - | - | (21) | - | - | |
| 1,361 | 15,266 | 14,228 | 266 | 1,255 | 15,749 | - | (483) | - | - | - | |
| 594 | 4,434 | 4,151 | 116 | 227 | 4,494 | - | (53) | (7) | - | - | |
| 1,213 | 3,083 | 3,052 | - | 31 | 3,083 | - | - | - | - | - | |
| 1,403 | 27,078 | 24,641 | 1,380 | 569 | 26,590 | 100 | - | (33) | - | (421) | |
| 1,003 | 4,028 | 3,777 | 123 | 128 | 4,028 | - | - | - | - | - | |
| 1,010 | 7,887 | 7,557 | - | 252 | 7,809 | 78 | - | - | - | - | |
| 147 | 2,553 | 2,946 | - | 19 | 2,965 | - | (412) | - | - | - | |
| 9,181 | 115,142 | 106,877 | 2,611 | 4,637 | 114,125 | 7,453 | (948) | 1,687 | 8,031 | (856) | |
| 2,378 | 25,709 | 23,073 | 28 | 722 | 23,823 | - | (1,530) | - | - | (3,416) | |
| 762 | 6,346 | 5,458 | 3 | 90 | 5,551 | 795 | - | - | - | - | |
| 504 | 6,161 | 5,675 | 40 | - | 5,715 | - | - | - | - | (446) | |
| 408 | 1,867 | 2,342 | - | - | 2,342 | - | (475) | - | - | - | |
| 644 | 2,206 | 2,066 | 98 | 115 | 2,279 | - | (73) | - | - | - | |
| 1,017 | 5,845 | 6,053 | - | 94 | 6,147 | - | (175) | - | 127 | - | |
| 5,713 | 48,134 | 44,667 | 169 | 1,021 | 45,857 | 795 | (2,253) | - | 127 | (3,862) | |

6. FIELD EXPENDITURE

Including delegated projects
(in Swiss francs '000)

| | BUDGET | | | EXPENDITURE (Cash - | | | | |
|--|----------------------------------|-----------------|----------------|---------------------|----------------|----------------------|---|---------------|
| | Initial (emergency appeal) | Amendment | Final | Protection | Assistance | Preventive Action | Cooperation with National Societies | Overheads |
| Europe and North America | | | | | | | | |
| Albania | 2,058 | (1,515) | 543 | 57 | 275 | 39 | 8 | 14 |
| Armenia | 6,842 | - | 6,842 | 391 | 1,575 | 558 | 115 | 159 |
| Azerbaijan | 6,328 | - | 6,328 | 349 | 2,456 | 591 | 50 | 228 |
| Bosnia-Herzegovina | 25,040 | - | 25,040 | 2,911 | 14,810 | 2,583 | 2,176 | 1,403 |
| Croatia | 3,319 | - | 3,319 | 531 | 13 | 1,100 | 575 | 153 |
| Federal Republic of Yugoslavia | 30,651 | (24,958) | 5,693 | 364 | 5,117 | 135 | 22 | 203 |
| Former Yugoslav Republic of Macedonia | 1,270 | (1,074) | 196 | 22 | 9 | 45 | 11 | 12 |
| Georgia | 18,340 | - | 18,340 | 1,308 | 9,795 | 1,464 | 140 | 740 |
| Budapest Regional Delegation | 2,019 | - | 2,019 | 13 | 0 | 874 | 382 | 90 |
| Kyiv Regional Delegation | 3,784 | - | 3,784 | 4 | 19 | 1,220 | 402 | 108 |
| Moscow Regional Delegation | 17,374 | 10,586 | 27,960 | 92 | 9,893 | 4,332 | 2,018 | 988 |
| Washington Regional Delegation | 1,313 | - | 1,313 | 36 | 1 | 306 | 47 | 71 |
| Brussels | - | - | - | - | - | 292 | 93 | 67 |
| New York | 2,351 | - | 2,351 | 14 | - | 1,078 | - | 134 |
| Paris | - | - | - | 35 | - | 313 | - | 41 |
| Contingency | 10,610 | (10,610) | - | - | - | - | - | - |
| Total Europe and North America | 131,299 | (27,571) | 103,728 | 6,127 | 43,963 | 14,930 | 6,039 | 4,411 |
| Middle East and North Africa | | | | | | | | |
| Egypt | 1,367 | - | 1,367 | 76 | - | 901 | 130 | 115 |
| Iran | 135 | - | 135 | 25 | - | 28 | 1 | 15 |
| Iraq | 14,007 | 7,780 | 21,787 | 2,283 | 11,823 | 391 | 371 | 964 |
| Israel, the occupied territories and the autonomous territories | 14,587 | - | 14,587 | 6,897 | 515 | 1,487 | 1,743 | 776 |
| Jordan | 1,280 | - | 1,280 | 326 | - | 394 | 46 | 99 |
| Lebanon | 3,661 | - | 3,661 | 1,125 | 1,579 | 556 | 227 | 253 |
| Syria | 981 | - | 981 | 86 | - | 231 | 25 | 31 |
| Kuwait Regional Delegation | 3,427 | - | 3,427 | 1,006 | 355 | 548 | 19 | 141 |
| Tunis Regional Delegation | 2,762 | - | 2,762 | 499 | 160 | 609 | 761 | 131 |
| Contingency | 3,853 | (3) | 3,850 | - | - | - | - | - |
| Total Middle East and North Africa | 46,060 | 7,777 | 53,837 | 12,323 | 14,432 | 5,145 | 3,323 | 2,525 |
| Balkan Crisis | | | | | | | | |
| Albania, Balkan Crisis | - | 20,392 | 20,392 | 2,839 | 6,901 | 338 | 74 | 1,038 |
| Macedonia, Balkan Crisis | - | 5,788 | 5,788 | 2,610 | 4,072 | 272 | 173 | 362 |
| Yugoslavia, Balkan Crisis | - | 150,984 | 150,984 | 7,149 | 122,443 | 1,299 | 1,562 | 5,339 |
| Contingency | - | 10,903 | 10,903 | - | - | - | - | - |
| Total Balkan Crisis | - | 188,067 | 188,067 | 12,598 | 133,416 | 1,909 | 1,809 | 6,739 |
| Special Appeals (Mines Awareness) | | | | | | | | |
| TOTAL FIELD | 660,171 | 251,567 | 911,738 | 88,009 | 449,976 | 55,203 | 30,538 | 38,448 |

AND INCOME IN 1999

| Kind - Services) | | INCOME (Cash - Kind - Services) | | | | REPORTS OF OPERATIONS | | | | |
|------------------|-------------------|---------------------------------|---------------|---------------|----------------|--------------------------------------|--------------------------------------|---------------------------|------------------------|------------------------|
| General | Total Expenditure | Cash | Kind | Service | Total Income | Surplus financing 98 brought forward | Deficit financing 98 brought forward | Corrections and transfers | Surplus financing 1999 | Deficit financing 1999 |
| 126 | 519 | 401 | - | 4 | 405 | - | (118) | 1 | - | (231) |
| 370 | 3,168 | 2,868 | - | 385 | 3,253 | - | (116) | 31 | - | - |
| 456 | 4,130 | 3,963 | - | 220 | 4,183 | - | (88) | 35 | - | - |
| 1,564 | 25,447 | 26,265 | 2,677 | 186 | 29,128 | - | (4,711) | 1,030 | - | - |
| 505 | 2,877 | 2,177 | - | 123 | 2,300 | - | (155) | 732 | - | - |
| 359 | 6,200 | 9,917 | 1,335 | 330 | 11,582 | 301 | - | 539 | 6,222 | - |
| 29 | 128 | 128 | - | - | 128 | - | - | - | - | - |
| 1,005 | 14,452 | 12,574 | 1,675 | 848 | 15,097 | - | (307) | (66) | 272 | - |
| 610 | 1,969 | 1,736 | - | 103 | 1,839 | 1,344 | - | - | 1,214 | - |
| 327 | 2,080 | 2,080 | - | - | 2,080 | - | - | - | - | - |
| 2,291 | 19,614 | 19,821 | 3,479 | 77 | 23,377 | - | (1,280) | (1,359) | 1,124 | - |
| 742 | 1,203 | 1,204 | - | - | 1,204 | - | - | (1) | - | - |
| 327 | 779 | 697 | - | 82 | 779 | - | - | - | - | - |
| 967 | 2,193 | 2,193 | - | - | 2,193 | - | - | - | - | - |
| 377 | 766 | 658 | - | 108 | 766 | - | - | - | - | - |
| 10,055 | 85,525 | 86,682 | 9,166 | 2,466 | 98,314 | 1,645 | (6,775) | 942 | 8,832 | (231) |
| 174 | 1,396 | 1,396 | - | - | 1,396 | - | - | - | - | - |
| 73 | 142 | 142 | - | - | 142 | - | - | - | - | - |
| 639 | 16,471 | 14,849 | 11 | 255 | 15,115 | - | - | 637 | - | (719) |
| 1,475 | 12,893 | 12,167 | - | 114 | 12,281 | 44 | - | 1 | - | (567) |
| 496 | 1,361 | 1,361 | - | - | 1,361 | - | - | - | - | - |
| 369 | 4,109 | 4,109 | - | - | 4,109 | - | - | - | - | - |
| 221 | 594 | 594 | - | - | 594 | - | - | - | - | - |
| 539 | 2,608 | 2,647 | 11 | 81 | 2,739 | - | (131) | - | - | - |
| 241 | 2,401 | 2,401 | - | - | 2,401 | - | - | - | - | - |
| 4,227 | 41,975 | 39,666 | 22 | 450 | 40,138 | 44 | (131) | 638 | - | (1,286) |
| 707 | 11,897 | 11,812 | - | 343 | 12,155 | - | - | - | 258 | - |
| 483 | 7,972 | 7,786 | - | 186 | 7,972 | - | - | - | - | - |
| 829 | 138,621 | 94,936 | 44,841 | 3,604 | 143,381 | - | - | - | 4,760 | - |
| 2,019 | 158,490 | 114,534 | 44,841 | 4,133 | 163,508 | - | - | - | 5,018 | - |
| | | 825 | - | - | 825 | 4,799 | - | (4,714) | 910 | - |
| 50,933 | 713,104 | 637,983 | 65,002 | 19,731 | 722,715 | 16,438 | (18,447) | 3 | 24,190 | (16,584) |

7. CONTRIBUTIONS IN 1999*

(in Swiss francs)

7.0 Summary of all contributions

| Country | Headquarters appeal | Emergency appeals | Reimbursement previous year | Total cash | Total kind | Total services | Sub-total | Total assets | Grand total |
|---------------------------------|---------------------|--------------------|-----------------------------|--------------------|-------------------|-------------------|--------------------|------------------|--------------------|
| 7.1 Governments | 105,963,697 | 493,171,930 | -405,067 | 598,730,560 | 8,974,524 | 2,940,141 | 610,645,225 | 528,475 | 611,173,700 |
| 7.2 European Commission | | 62,351,385 | | 62,351,385 | 1,217,146 | | 63,568,531 | | 63,568,531 |
| 7.3 International organizations | | | | | 1,266,399 | | 1,266,399 | | 1,266,399 |
| 7.4 Supranational organizations | | 251,415 | | 251,415 | | | 251,415 | | 251,415 |
| 7.5 National Societies | 5,712,934 | 55,124,747 | | 60,837,681 | 53,243,744 | 17,659,813 | 131,741,238 | 1,964,717 | 133,705,955 |
| 7.6 Public sources | 3,324,500 | 1,736,333 | | 5,060,833 | | | 5,060,833 | | 5,060,833 |
| 7.7 Private sources | 1,189,291 | 21,846,807 | | 23,036,098 | 301,156 | 108,000 | 23,445,254 | 222,731 | 23,667,985 |
| Grand total | 116,190,422 | 634,482,617 | -405,067 | 750,267,972 | 65,002,969 | 20,707,954 | 835,978,895 | 2,715,923 | 838,694,818 |

7.1 Governments

| Country | Headquarters appeal | Emergency appeals | Reimbursement previous year | Total cash | Total kind | Total services | Total | Total assets | Grand total |
|----------------|---------------------|-------------------|-----------------------------|-------------------|------------|----------------|------------|--------------|-------------|
| Algeria | 51,800 | | | 51,800 | | | 51,800 | | 51,800 |
| Andorra | 53,450 | | | 53,450 | | | 53,450 | | 53,450 |
| Argentina | 339,650 | | | 339,650 | | | 339,650 | | 339,650 |
| Australia | 862,165 | 3,135,278 | | 3,997,443 | 123,200 | | 4,120,643 | 460,750 | 4,581,393 |
| Austria | 698,425 | 1,912,266 | | 2,610,691 | | | 2,610,691 | | 2,610,691 |
| Bahamas | 14,565 | | | 14,565 | | | 14,565 | | 14,565 |
| Barbados | 1,480 | | | 1,480 | | | 1,480 | | 1,480 |
| Belgium | 1,067,496 | 3,180,015 | | 4,247,511 | 103,028 | | 4,350,539 | | 4,350,539 |
| Benin | 4,856 | | | 4,856 | | | 4,856 | | 4,856 |
| Bhutan | 17,760 | | | 17,760 | | | 17,760 | | 17,760 |
| Bulgaria | 25,000 | | | 25,000 | | | 25,000 | | 25,000 |
| Cambodia | 18,300 | | | 18,300 | | | 18,300 | | 18,300 |
| Cameroon | 14,463 | | | 14,463 | | | 14,463 | | 14,463 |
| Canada | 1,914,792 | 21,030,795 | | 22,945,587 | 378,566 | 1,812,941 | 25,137,094 | | 25,137,094 |
| Chile | 47,010 | | | 47,010 | | | 47,010 | | 47,010 |
| China | 480,000 | | | 480,000 | | | 480,000 | | 480,000 |
| Colombia | 171,000 | | | 171,000 | | | 171,000 | | 171,000 |
| Costa Rica | 63,090 | | | 63,090 | | | 63,090 | | 63,090 |
| Cyprus | 75,000 | 35,315 | | 110,315 | | | 110,315 | | 110,315 |
| Czech Republic | 65,000 | 140,791 | | 205,791 | | | 205,791 | | 205,791 |
| Denmark | 2,584,921 | 9,571,932 | | 12,156,853 | | 1,039,544 | 13,196,397 | | 13,196,397 |
| Egypt | 94,673 | | | 94,673 | | | 94,673 | | 94,673 |
| Finland | 668,003 | 7,358,029 | | 8,026,032 | 1,113,885 | 87,656 | 9,227,573 | | 9,227,573 |
| France | 1,600,000 | 8,260,839 | -37,763 | 9,823,076 | | | 9,823,076 | | 9,823,076 |
| Germany | 1,386,981 | 10,206,550 | -367,304 | 11,226,227 | 5,247,265 | | 16,473,492 | | 16,473,492 |
| Greece | 350,000 | | | 350,000 | | | 350,000 | | 350,000 |
| Guyana | 4,819 | | | 4,819 | | | 4,819 | | 4,819 |
| Holy See | 7,282 | 7,282 | | 14,564 | | | 14,564 | | 14,564 |
| Hungary | 50,000 | 15,900 | | 65,900 | | | 65,900 | | 65,900 |
| Iceland | 60,000 | 71,556 | | 131,556 | | | 131,556 | | 131,556 |
| India | 20,634 | | | 20,634 | | | 20,634 | | 20,634 |
| Ireland | 202,777 | 1,726,777 | | 1,929,554 | 708,777 | | 2,638,331 | | 2,638,331 |

* The tables in sections 7 and 8 below include the ICRC's portion of the contributions received in the framework of the Integrated Appeal of the International Red Cross and Red Crescent Movement in response to the Balkan Crisis.

7. CONTRIBUTIONS IN 1999

(in Swiss francs)

| Country | Headquarters appeal | Emergency appeals | Reimbursement previous year | Total cash | Total kind | Total services | Total | Total assets | Grand total |
|-------------------------------|---------------------|--------------------|-----------------------------|--------------------|------------------|------------------|--------------------|----------------|--------------------|
| Israel | 137,200 | | | 137,200 | | | 137,200 | | 137,200 |
| Italy | 1,240,650 | 7,033,470 | | 8,274,120 | | | 8,274,120 | | 8,274,120 |
| Japan | 1,277,000 | 27,376,271 | | 28,653,271 | | | 28,653,271 | | 28,653,271 |
| Korea, Rep. of | 307,860 | | | 307,860 | | | 307,860 | | 307,860 |
| Kuwait | 1,444,956 | | | 1,444,956 | | | 1,444,956 | | 1,444,956 |
| Libya | 30,250 | | | 30,250 | | | 30,250 | | 30,250 |
| Liechtenstein | 150,000 | 410,000 | | 560,000 | | | 560,000 | | 560,000 |
| Luxembourg | 316,312 | 3,460,876 | | 3,777,188 | | | 3,777,188 | | 3,777,188 |
| Malaysia | 22,545 | | | 22,545 | | | 22,545 | | 22,545 |
| Malta | 15,000 | | | 15,000 | | | 15,000 | | 15,000 |
| Mauritius | 15,220 | | | 15,220 | | | 15,220 | | 15,220 |
| Mexico | 152,888 | | | 152,888 | | | 152,888 | | 152,888 |
| Monaco | 97,000 | 85,871 | | 182,871 | | | 182,871 | | 182,871 |
| Morocco | 50,000 | | | 50,000 | | | 50,000 | | 50,000 |
| Netherlands | 1,167,883 | 44,563,449 | | 45,731,332 | | | 45,731,332 | | 45,731,332 |
| New Zealand | 401,700 | 59,562 | | 461,262 | | | 461,262 | | 461,262 |
| Norway | 950,184 | 21,468,470 | | 22,418,654 | 1,141,403 | | 23,560,057 | 67,725 | 23,627,782 |
| Oman | 7,625 | | | 7,625 | | | 7,625 | | 7,625 |
| Panama | 49,494 | | | 49,494 | | | 49,494 | | 49,494 |
| Peru | 14,800 | | | 14,800 | | | 14,800 | | 14,800 |
| Philippines | 297,267 | | | 297,267 | | | 297,267 | | 297,267 |
| Poland | 125,000 | 57,760 | | 182,760 | | | 182,760 | | 182,760 |
| Portugal | 200,000 | 868,825 | | 1,068,825 | | | 1,068,825 | | 1,068,825 |
| Samoa | 7,282 | | | 7,282 | | | 7,282 | | 7,282 |
| St. Marino | 40,000 | | | 40,000 | | | 40,000 | | 40,000 |
| Saudi Arabia | 304,500 | 318,000 | | 622,500 | | | 622,500 | | 622,500 |
| Singapore | 39,750 | | | 39,750 | | | 39,750 | | 39,750 |
| Slovak Republic | 35,000 | 53,375 | | 88,375 | | | 88,375 | | 88,375 |
| Slovenia | 220,000 | | | 220,000 | | | 220,000 | | 220,000 |
| South Africa | 82,475 | 331,590 | | 414,065 | | | 414,065 | | 414,065 |
| Spain | 500,000 | 902,834 | | 1,402,834 | | | 1,402,834 | | 1,402,834 |
| Sri Lanka | 15,900 | | | 15,900 | | | 15,900 | | 15,900 |
| Sudan | 15,322 | | | 15,322 | | | 15,322 | | 15,322 |
| Sweden | 1,782,000 | 36,317,712 | | 38,099,712 | | | 38,099,712 | | 38,099,712 |
| Switzerland | 65,960,000 | 25,814,634 | | 91,774,634 | | | 91,774,634 | | 91,774,634 |
| Syria | 14,900 | | | 14,900 | | | 14,900 | | 14,900 |
| Thailand | 102,900 | | | 102,900 | | | 102,900 | | 102,900 |
| Tunisia | 11,474 | | | 11,474 | | | 11,474 | | 11,474 |
| United Kingdom | 1,276,373 | 68,623,403 | | 69,899,776 | | | 69,899,776 | | 69,899,776 |
| United States of America | 14,025,900 | 188,772,503 | | 202,798,403 | 158,400 | | 202,956,803 | | 202,956,803 |
| Uruguay | 43,695 | | | 43,695 | | | 43,695 | | 43,695 |
| Total from governments | 105,963,697 | 493,171,930 | -405,067 | 598,730,560 | 8,974,524 | 2,940,141 | 610,645,225 | 528,475 | 611,173,700 |

7. CONTRIBUTIONS IN 1999

(in Swiss francs)

7.2 European Commission

| Donor | Headquarters appeal | Emergency appeals | Total cash | Total kind | Total services | Total | Total assets | Grand total |
|---------------------------------------|---------------------|-------------------|-------------------|------------------|----------------|-------------------|--------------|-------------------|
| EC DG I | | 7,696,800 | 7,696,800 | | | 7,696,800 | | 7,696,800 |
| EC food aid DG VIII | | 22,746,853 | 22,746,853 | | | 22,746,853 | | 22,746,853 |
| ECHO | | 31,907,732 | 31,907,732 | 1,217,146 | | 33,124,878 | | 33,124,878 |
| Total from European Commission | | 62,351,385 | 62,351,385 | 1,217,146 | | 63,568,531 | | 63,568,531 |

7.3 International organizations

| | Headquarters appeal | Emergency appeals | Total cash | Total kind | Total services | Total | Total assets | Grand total |
|---|---------------------|-------------------|------------|------------------|----------------|------------------|--------------|------------------|
| WFP | | | | 1,180,017 | | 1,180,017 | | 1,180,017 |
| Various UN | | | | 86,382 | | 86,382 | | 86,382 |
| Total from international organizations | | | | 1,266,399 | | 1,266,399 | | 1,266,399 |

7.4 Supranational organizations

| | Headquarters appeal | Emergency appeals | Total cash | Total kind | Total services | Total | Total assets | Grand total |
|---|---------------------|-------------------|----------------|------------|----------------|-------|--------------|----------------|
| AG Fund | | 251,415 | 251,415 | | | | | 251,415 |
| Total from supranational organizations | | 251,415 | 251,415 | | | | | 251,415 |

7.5 National Societies

| Country | Headquarters appeal | Emergency appeals | Total cash | Total kind | Total services | Total | Total assets | Grand total |
|-------------------|---------------------|-------------------|------------|------------|----------------|-----------|--------------|-------------|
| Andorra | 906 | 65,631 | 66,537 | | | 66,537 | | 66,537 |
| Australia | 173,290 | 429,499 | 602,789 | | 1,476,143 | 2,078,932 | | 2,078,932 |
| Austria | 63,621 | 1,244,971 | 1,308,592 | 2,648,593 | 289,858 | 4,247,043 | | 4,247,043 |
| Bahamas | 2,749 | | 2,749 | | | 2,749 | | 2,749 |
| Belgium | 115,363 | 3,881,319 | 3,996,682 | 1,933,597 | 907,722 | 6,838,001 | | 6,838,001 |
| Brazil | 812 | | 812 | | | 812 | | 812 |
| Bulgaria | 1,200 | | 1,200 | | | 1,200 | | 1,200 |
| Cambodia | 1,503 | | 1,503 | | | 1,503 | | 1,503 |
| Canada | | 1,321,657 | 1,321,657 | | | 1,321,657 | | 1,321,657 |
| Cape Verde | 1,002 | | 1,002 | | | 1,002 | | 1,002 |
| Chile | 5,243 | | 5,243 | | | 5,243 | | 5,243 |
| China | 57,338 | | 57,338 | | | 57,338 | | 57,338 |
| China - Hong Kong | | 55,920 | 55,920 | 159,000 | 33,120 | 248,040 | | 248,040 |
| Colombia | 41,825 | | 41,825 | | | 41,825 | | 41,825 |
| Cook Islands | | 1,610 | 1,610 | | | 1,610 | | 1,610 |

7. CONTRIBUTIONS IN 1999

(in Swiss francs)

| Country | Headquarters appeal | Emergency appeals | Total cash | Total kind | Total services | Total | Total assets | Grand total |
|------------------|---------------------|-------------------|------------|------------|----------------|------------|--------------|-------------|
| Croatia | 5,302 | | 5,302 | | | 5,302 | | 5,302 |
| Cyprus | | 9,108 | 9,108 | | | 9,108 | | 9,108 |
| Czech Republic | 26,445 | | 26,445 | 7,000 | | 33,445 | | 33,445 |
| Denmark | 99,163 | 4,492,166 | 4,591,329 | 4,182,163 | | 8,773,492 | 351,592 | 9,125,084 |
| Dominica | 393 | | 393 | | | 393 | | 393 |
| Ecuador | 2,455 | | 2,455 | | | 2,455 | | 2,455 |
| Egypt | 9,327 | | 9,327 | 17,550 | | 26,877 | | 26,877 |
| Estonia | 3,535 | 5,733 | 9,268 | | | 9,268 | | 9,268 |
| Ethiopia | 6,480 | | 6,480 | | | 6,480 | | 6,480 |
| Fiji | 884 | | 884 | | 20,149 | 21,033 | | 21,033 |
| Finland | 100,597 | 2,948,577 | 3,049,174 | 2,075,584 | 1,382,791 | 6,507,549 | | 6,507,549 |
| France | 520,741 | | 520,741 | 4,594,132 | 1,193,937 | 6,308,810 | | 6,308,810 |
| Germany | 1,128,692 | 5,734,330 | 6,863,022 | 9,570,119 | 2,207,272 | 18,640,413 | 148,743 | 18,789,156 |
| Greece | 24,297 | 202,756 | 227,053 | 319,638 | 185,647 | 732,338 | | 732,338 |
| Hungary | 5,000 | | 5,000 | | | 5,000 | | 5,000 |
| Iceland | 30,436 | 707,111 | 737,547 | 122,997 | 501,677 | 1,362,221 | | 1,362,221 |
| Iran | 34,264 | | 34,264 | | | 34,264 | | 34,264 |
| Ireland | 15,709 | 2,195,627 | 2,211,336 | 395,794 | 424,647 | 3,031,777 | | 3,031,777 |
| Italy | 247,125 | 553,802 | 800,927 | | 126,767 | 927,694 | | 927,694 |
| Japan | 1,204,500 | 2,113,110 | 3,317,610 | 125,056 | 587,991 | 4,030,657 | | 4,030,657 |
| Jordan | 884 | | 884 | | | 884 | | 884 |
| Korea, Rep. of | 185,857 | 186,334 | 372,191 | | 42,180 | 414,371 | | 414,371 |
| Latvia | 2,620 | 5,683 | 8,303 | | | 8,303 | | 8,303 |
| Lesotho | 1,178 | | 1,178 | | | 1,178 | | 1,178 |
| Liechtenstein | 16,494 | 1,897,935 | 1,914,429 | | | 1,914,429 | | 1,914,429 |
| Luxembourg | 27,196 | 241,885 | 269,081 | | | 269,081 | | 269,081 |
| Madagascar | 393 | | 393 | | | 393 | | 393 |
| Malta | 589 | 30,965 | 31,554 | | | 31,554 | | 31,554 |
| Mauritius | 884 | | 884 | | | 884 | | 884 |
| Monaco | 18,164 | 208,490 | 226,654 | | | 226,654 | | 226,654 |
| Mongolia | 1,229 | | 1,229 | | | 1,229 | | 1,229 |
| Morocco | 1,536 | | 1,536 | | | 1,536 | | 1,536 |
| Mozambique | 601 | | 601 | | | 601 | | 601 |
| Namibia | 589 | | 589 | | | 589 | | 589 |
| Nepal | 1,080 | | 1,080 | | | 1,080 | | 1,080 |
| Netherlands | 231,119 | 3,821,225 | 4,052,344 | 2,007,075 | 1,374,361 | 7,433,780 | 25,000 | 7,458,780 |
| New Zealand | 41,825 | 607,663 | 649,488 | | 618,946 | 1,268,434 | | 1,268,434 |
| Nigeria | 1,133 | | 1,133 | | | 1,133 | | 1,133 |
| Norway | 135,329 | 5,248,650 | 5,383,979 | 9,002,343 | 1,781,019 | 16,167,341 | 53,467 | 16,220,808 |
| Pakistan | 4,584 | | 4,584 | | | 4,584 | | 4,584 |
| Papua New Guinea | 2,275 | | 2,275 | | | 2,275 | | 2,275 |
| Paraguay | 1,767 | | 1,767 | | | 1,767 | | 1,767 |
| Portugal | 39,862 | 31,826 | 71,688 | 80,852 | | 152,540 | | 152,540 |
| Qatar | 5,596 | | 5,596 | | | 5,596 | | 5,596 |
| Romania | 12,174 | | 12,174 | | | 12,174 | | 12,174 |
| Senegal | 1,758 | | 1,758 | | | 1,758 | | 1,758 |
| Sierra Leone | 1,013 | | 1,013 | | | 1,013 | | 1,013 |
| Singapore | | 282,628 | 282,628 | | | 282,628 | | 282,628 |
| Slovak Republic | 7,658 | | 7,658 | | | 7,658 | | 7,658 |
| Slovenia | 17,135 | | 17,135 | | | 17,135 | | 17,135 |
| Spain | 315,947 | 2,047,089 | 2,363,036 | 1,250,002 | 157,325 | 3,770,363 | | 3,770,363 |
| Sweden | 123,165 | 5,704,720 | 5,827,885 | 2,702,361 | 1,031,220 | 9,561,466 | 1,105,650 | 10,667,116 |

7. CONTRIBUTIONS IN 1999

(in Swiss francs)

| Country | Headquarters appeal | Emergency appeals | Total cash | Total kind | Total services | Total | Total assets | Grand total |
|--|---------------------|-------------------|-------------------|-------------------|-------------------|--------------------|------------------|--------------------|
| Switzerland | 119,585 | 685,259 | 804,844 | 2,946,246 | 550,712 | 4,301,802 | | 4,301,802 |
| Syria | 4,483 | | 4,483 | | | 4,483 | | 4,483 |
| Thailand | 51,349 | | 51,349 | | | 51,349 | | 51,349 |
| Trinidad & Tobago | 2,160 | | 2,160 | | | 2,160 | | 2,160 |
| Tunisia | | 2,119 | 2,119 | | | 2,119 | | 2,119 |
| United Kingdom | 400,418 | 2,869,930 | 3,270,348 | 6,172,983 | 2,231,556 | 11,674,887 | 253,285 | 11,928,172 |
| United States of America | | 5,289,419 | 5,289,419 | 1,771,861 | 534,773 | 7,596,053 | | 7,596,053 |
| Uruguay | 457 | | 457 | | | 457 | | 457 |
| Vietnam | 1,375 | | 1,375 | | | 1,375 | | 1,375 |
| Yemen | 1,276 | | 1,276 | | | 1,276 | | 1,276 |
| Various National Societies | | | | 31,811 | | 31,811 | | 31,811 |
| International Federation of Red Cross & Red Crescent Societies | | | | 1,126,987 | | 1,126,987 | 26,980 | 1,153,967 |
| Total from National Societies | 5,712,934 | 55,124,747 | 60,837,681 | 53,243,744 | 17,659,813 | 131,741,238 | 1,964,717 | 133,705,955 |

7.6 Public sources

| | Total cash | Total kind | Total services | Total | Total assets | Grand total |
|---------------------------------------|------------------|------------|----------------|------------------|--------------|------------------|
| Aargau | 176,575 | | | 176,575 | | 176,575 |
| Basel-Landschaft | 70,630 | | | 70,630 | | 70,630 |
| Bellinzona | 5,000 | | | 5,000 | | 5,000 |
| Chêne-Bougeries | 35,000 | | | 35,000 | | 35,000 |
| Collex-Bossy | 1,413 | | | 1,413 | | 1,413 |
| Collonge-Bellerive | 16,626 | | | 16,626 | | 16,626 |
| Cologne | 35,315 | | | 35,315 | | 35,315 |
| Commune di Cormons, Italia | 965 | | | 965 | | 965 |
| Confignon | 3,532 | | | 3,532 | | 3,532 |
| Conseil Général du Val d'Oise, France | 24,544 | | | 24,544 | | 24,544 |
| Fribourg, Canton of | 27,000 | | | 27,000 | | 27,000 |
| Fribourg, City of | 7,063 | | | 7,063 | | 7,063 |
| Geneva, Canton of | 4,000,000 | | | 4,000,000 | | 4,000,000 |
| Geneva, City of | 260,315 | | | 260,315 | | 260,315 |
| Lugano | 30,000 | | | 30,000 | | 30,000 |
| Meyrin | 7,063 | | | 7,063 | | 7,063 |
| Puy-de-Dome, France | 17,335 | | | 17,335 | | 17,335 |
| Regione Trentino, Alto Adige Italia | 117,457 | | | 117,457 | | 117,457 |
| Zurich, Canton of | 160,000 | | | 160,000 | | 160,000 |
| Kloten | 65,000 | | | 65,000 | | 65,000 |
| Total from public sources | 5,060,833 | | | 5,060,833 | | 5,060,833 |

7. CONTRIBUTIONS IN 1999

(in Swiss francs)

7.7 Private sources

| | Total cash | Total kind | Total services | Total | Total assets | Grand total |
|---|-------------------|----------------|----------------|-------------------|----------------|-------------------|
| Direct mail and fundraising campaigns in Switzerland | 2,772,651 | | | 2,772,651 | | 2,772,651 |
| Gifts | 8,743,640 | | | 8,743,640 | | 8,743,640 |
| Donations from foundations/funds: | | | | | | |
| Foundation for the International Committee of the Red Cross | 60,053 | | | 60,053 | | 60,053 |
| The Link Foundation | 42,750 | | | 42,750 | | 42,750 |
| The Flora Family Foundation | 26,310 | | | 26,310 | | 26,310 |
| H.E.M Stiftung | 100,000 | | | 100,000 | | 100,000 |
| Kantonale St.Gallische Winkelriedstiftung | 10,000 | | | 10,000 | | 10,000 |
| Kolb'sche Familien-Stiftung | 10,000 | | | 10,000 | | 10,000 |
| Montarina Stiftung | 40,000 | | | 40,000 | | 40,000 |
| Mosaic Foundation | 107,711 | | | 107,711 | | 107,711 |
| Noric Foundation | 157,172 | | | 157,172 | | 157,172 |
| Fondation Albert E. Oechslin | 100,000 | | | 100,000 | | 100,000 |
| Fondation Odéon | 61,600 | | | 61,600 | | 61,600 |
| Open Society Institute | 89,880 | | | 89,880 | | 89,880 |
| Fondation Paprizo | 50,000 | | | 50,000 | | 50,000 |
| RPH-Promotor Stiftung | 34,647 | | | 34,647 | | 34,647 |
| The Supreme Master Ching Hai International Association | 109,193 | | | 109,193 | | 109,193 |
| Valmont Stiftung | 35,315 | | | 35,315 | | 35,315 |
| Fondation Hans Wilsdorf | 65,000 | | | 65,000 | | 65,000 |
| Others (below Sfr 10.000.-) | 64,806 | | | 64,806 | | 64,806 |
| Legacies | 2,042,053 | | | 2,042,053 | | 2,042,053 |
| Support Association | 320,000 | | | 320,000 | | 320,000 |
| Companies | 1,652,080 | | | 1,652,080 | | 1,652,080 |
| Ad hoc campaigns: | | | | | | |
| Rotary Foundation | 4,484,237 | | | 4,484,237 | | 4,484,237 |
| Rotary International(Switzerland) | 402,000 | | | 402,000 | | 402,000 |
| Rotary International(Germany) | 105,000 | | | 105,000 | | 105,000 |
| UEFA | 1,350,000 | | | 1,350,000 | | 1,350,000 |
| Various donors | | 301,156 | 108,000 | 409,156 | 222,731 | 631,887 |
| Total from private sources | 23,036,098 | 301,156 | 108,000 | 23,445,254 | 222,731 | 23,667,985 |

8. CONTRIBUTIONS IN KIND, IN SERVICES

| (in Swiss francs) | Donations in kind (excl. DP) | Donations in services | | | | Other services field |
|---|---------------------------------|-----------------------|---------------|-------------------|----------------|----------------------------|
| | | Staff | | | | |
| Field | No. of missions | No. of days | Field | Headquarters | | |
| NATIONAL SOCIETIES | | | | | | |
| Australia | | 68 | 7,810 | 1,476,143 | | |
| Austria | 2,648,593 | 7 | 625 | 119,001 | 50,583 | |
| Belgium | 1,891,258 | 16 | 2,692 | 447,347 | 93,600 | |
| China | 159,000 | 1 | 96 | 33,120 | | |
| Czech Republic | 7,000 | | | | | |
| Denmark | 4,182,163 | | | | | |
| Egypt | 17,550 | | | | | |
| Fiji | | 2 | 70 | 20,149 | | |
| Finland | 1,989,397 | 28 | 2,936 | 711,073 | 98,203 | |
| France | 4,594,132 | 33 | 5,845 | 1,193,937 | | |
| Germany | 7,316,720 | 47 | 6,263 | 1,263,612 | 228,414 | 60,000 |
| Greece | 319,638 | 6 | 595 | 151,697 | | |
| Iceland | 122,997 | 16 | 2,007 | 501,677 | | |
| Ireland | 395,794 | 16 | 1,594 | 424,647 | | |
| Italy | | 5 | 520 | 103,535 | | |
| Japan | | 25 | 1,739 | 457,569 | 18,764 | |
| Korea | | 1 | 180 | 42,180 | | |
| Netherlands | 1,955,552 | 44 | 5,193 | 1,189,534 | 25,341 | |
| New Zealand | | 22 | 3,164 | 618,946 | | |
| Norway | 5,735,653 | 34 | 3,591 | 849,972 | 56,241 | |
| Portugal | 80,852 | | | | | |
| Spain | 1,239,523 | | | | | |
| Sweden | 2,126,981 | 21 | 2,990 | 731,467 | | |
| Switzerland | 2,937,500 | 12 | 1,582 | 377,732 | | |
| United Kingdom | 5,005,994 | 86 | 9,239 | 1,754,721 | 348,574 | |
| United States of America | 1,771,861 | 9 | 917 | 239,210 | | |
| International Federation of Red Cross and Red Crescent Societies | 1,126,987 | | | | | |
| Various | 31,811 | | | | | |
| GOVERNMENTS | | | | | | |
| Australia | 123,200 | | | | | |
| Belgium | 103,028 | | | | | |
| Canada | | 68 | 9,331 | 1,326,904 | | |
| Denmark | | 22 | 3,577 | 887,453 | 57,387 | |
| Finland | 654,155 | | | | | |
| Germany | 5,247,265 | | | | | |
| Ireland | 708,777 | | | | | |
| Norway | 1,141,403 | | | | | |
| United States of America | 158,400 | | | | | |
| ORGANIZATIONS | | | | | | |
| European Union | 1,217,146 | | | | | |
| WFP | 1,180,017 | | | | | |
| Various | 86,382 | | | | | |
| PRIVATE DONORS | | | | | | |
| Various | 301,156 | | | | | 108,000 |
| Grand total | 56,577,885 | 589 | 72,556 | 14,921,626 | 977,107 | 168,000 |
| Grand total kind | | | | | | |
| Grand total services | | | | | | |

AND TO DELEGATED PROJECTS 1999

| Donations for delegated projects (DP) | | | | Grand total | | | |
|---------------------------------------|-------------|------------|--------------------|-----------------------|-------------------|-----------------------|-------------------|
| in kind | in services | in cash | Total deleg. proj. | Field kind (incl. DP) | Field services | Headquarters services | Deleg. proj. cash |
| | | 53,523 | 53,523 | | 1,476,143 | | 53,523 |
| | 120,274 | 712,349 | 832,623 | 2,648,593 | 239,275 | 50,583 | 712,349 |
| 42,339 | 366,775 | 2,223,093 | 2,632,207 | 1,933,597 | 814,122 | 93,600 | 2,223,093 |
| | | | | 159,000 | 33,120 | | |
| | | | | 7,000 | | | |
| | | | | 4,182,163 | | | |
| | | | | 17,550 | | | |
| | | | | | 20,149 | | |
| 86,187 | 573,515 | 354,151 | 1,013,853 | 2,075,584 | 1,284,588 | 98,203 | 354,151 |
| | | | | 4,594,132 | 1,193,937 | | |
| 2,253,399 | 655,246 | 2,667,325 | 5,575,970 | 9,570,119 | 1,978,858 | 228,414 | 2,667,325 |
| | 33,950 | 67,756 | 101,706 | 319,638 | 185,647 | | 67,756 |
| | | | | 122,997 | 501,677 | | |
| | | | | 395,794 | 424,647 | | |
| | 23,232 | 361,639 | 384,871 | | 126,767 | | 361,639 |
| 125,056 | 111,658 | 479,258 | 715,972 | 125,056 | 569,227 | 18,764 | 479,258 |
| | | | | | 42,180 | | |
| 51,523 | 159,486 | 1,126,822 | 1,337,831 | 2,007,075 | 1,349,020 | 25,341 | 1,126,822 |
| | | | | | 618,946 | | |
| 3,266,690 | 874,806 | 1,185,340 | 5,326,836 | 9,002,343 | 1,724,778 | 56,241 | 1,185,340 |
| | | | | 80,852 | | | |
| 10,479 | 157,325 | 1,941,960 | 2,109,764 | 1,250,002 | 157,325 | | 1,941,960 |
| 575,380 | 299,753 | 831,582 | 1,706,715 | 2,702,361 | 1,031,220 | | 831,582 |
| 8,746 | 172,980 | 236,608 | 418,334 | 2,946,246 | 550,712 | | 236,608 |
| 1,166,989 | 128,261 | 1,617,803 | 2,913,053 | 6,172,983 | 1,882,982 | 348,574 | 1,617,803 |
| | 295,563 | 746,455 | 1,042,018 | 1,771,861 | 534,773 | | 746,455 |
| | | | | | | | |
| | | | | 1,126,987 | | | |
| | | | | 31,811 | | | |
| | | | | | | | |
| | | | | 123,200 | | | |
| | | | | 103,028 | | | |
| 378,566 | 486,037 | 1,103,105 | 1,967,708 | 378,566 | 1,812,941 | | 1,103,105 |
| | 94,704 | 271,563 | 366,267 | | 982,157 | 57,387 | 271,563 |
| 459,730 | 87,656 | 776,646 | 1,324,032 | 1,113,885 | 87,656 | | 776,646 |
| | | | | 5,247,265 | | | |
| | | | | 708,777 | | | |
| | | | | 1,141,403 | | | |
| | | | | 158,400 | | | |
| | | | | | | | |
| | | | | 1,217,146 | | | |
| | | | | 1,180,017 | | | |
| | | | | 86,382 | | | |
| | | | | | | | |
| | | | | 301,156 | 108,000 | | |
| 8,425,084 | 4,641,221 | 16,756,978 | 29,823,283 | 65,002,969 | 19,730,847 | 977,107 | 16,756,978 |
| | | | | 65,002,969 | | | |
| | | | | | 20,707,954 | | |

9. RELIEF AND MEDICAL ASSISTANCE TABLES

The statistical data in the following tables can be summarized as follows:

9.1 Contributions in kind received and purchases made by the ICRC in 1999

All relief and medical goods received as contributions in kind or purchases by the ICRC and inventoried in the country of final destination between January 1 and December 31, 1999. The figures for contributions in kind cover all material support received as a gift but do not include any services received, such as the provision of human resources and/or logistic means. The figures for medical and relief purchases comprise all procurements carried out both with unearmarked and with earmarked financial contributions ("cash for kind"). The grand total of 222,159,215 therefore corresponds to the grand total given in the table "Relief and medical supplies dispatched by the ICRC in 1999".

9.2 Relief and medical supplies dispatched by the ICRC in 1999

All relief and medical goods received as contributions in kind or purchased by the ICRC and inventoried in the country of final destination between January 1 and December 31, 1999.

9.3 Relief and medical supplies distributed by the ICRC in 1999

All relief and medical goods distributed by the ICRC in the field between January 1 and December 31, 1999. These goods were either purchased or received in kind during 1999 or taken from stocks already constituted at the end of 1998.

9.1 CONTRIBUTIONS IN KIND RECEIVED AND PURCHASES MADE BY THE ICRC IN 1999

(by donors and purchases, according to stock entry date)

| Donors | Food (Tonnes) | Seeds (Tonnes) | Blankets (Units) | Tents (Units) | Kitchen sets (Units) | Clothes (Tonnes) | Other relief goods (Tonnes) | Total relief (Sfr) | Medical (Sfr) | Grand total (Sfr) |
|---|------------------|-------------------|---------------------|------------------|----------------------------|---------------------|-----------------------------------|--------------------------|-------------------|-------------------------|
| NATIONAL SOCIETIES | 26,249.0 | 0.0 | 559,900 | 3,151 | 60,740 | 365.9 | 3,411.8 | 44,369,699 | 3,251,974 | 47,621,673 |
| Austria | 2,199.5 | | | | | 34.8 | 157.5 | 2,648,593 | | 2,648,593 |
| Belgium | 1,003.2 | | | | 10,000 | 7.8 | 78.6 | 1,891,258 | | 1,891,258 |
| China | 191.5 | | | | | | | 159,000 | | 159,000 |
| Czech Republic | | | 1,000 | | | | | 7,000 | | 7,000 |
| Denmark | 2,303.5 | | 46,500 | 2 | | 48.0 | 319.3 | 4,426,505 | 107,250 | 4,533,755 |
| Egypt | 40.0 | | 450 | | | | | 17,550 | | 17,550 |
| Finland | 1,278.5 | | 78,000 | | 22,800 | | 22.8 | 1,989,397 | | 1,989,397 |
| France | 1,590.4 | | | | | | | 4,594,132 | | 4,594,132 |
| Germany | 10,851.0 | | | | 4,320 | 1.3 | 348.9 | 6,216,935 | 1,248,528 | 7,465,463 |
| Greece | 240.0 | | | | | | | 319,638 | | 319,638 |
| Iceland | 117.4 | | | | | | | 122,997 | | 122,997 |
| Ireland | | | 23,750 | | | | | 395,794 | | 395,794 |
| Netherlands | 3,249.5 | | | | | 6.1 | 404.7 | 1,980,552 | | 1,980,552 |
| Norway | 1,615.3 | | 94,920 | 47 | | 24.8 | 280.3 | 4,378,873 | 1,410,247 | 5,789,120 |
| Portugal | 70.7 | | 500 | | | | 3.9 | 80,852 | | 80,852 |
| Spain | 21.1 | | 3,750 | | 500 | 0.1 | 251.1 | 1,159,728 | 79,795 | 1,239,523 |
| Sweden | 244.8 | | 25,000 | | | 205.3 | 435.1 | 3,227,771 | 4,860 | 3,232,631 |
| Switzerland | | | 100,020 | 2,902 | 14,500 | 29.2 | 48.7 | 2,889,472 | 48,028 | 2,937,500 |
| United Kingdom | 730.7 | | 131,010 | | 5,620 | 8.5 | 927.2 | 5,093,648 | 165,631 | 5,259,279 |
| United States of America | 336.9 | | 55,000 | | | | 42.2 | 1,616,037 | 155,824 | 1,771,861 |
| International Federation of Red Cross and Red Crescent Societies | 165.0 | | | 200 | 3,000 | | 91.5 | 1,153,967 | | 1,153,967 |
| Various | | | | | | | | | 31,811 | 31,811 |
| GOVERNMENTS | 7,145.9 | 3.8 | 19,280 | 0 | 0 | 27.7 | 305.9 | 7,634,898 | 1,029,805 | 8,664,703 |
| Australia | 167.4 | | | | | | 25.0 | 583,950 | | 583,950 |
| Belgium | | | 19,280 | | | | | 103,028 | | 103,028 |
| Finland | 420.0 | | | | | | 103.7 | 654,155 | | 654,155 |
| Germany | 6,320.3 | 3.8 | | | | 20.4 | 41.8 | 5,234,914 | 12,351 | 5,247,265 |
| Ireland | 200.0 | | | | | | | 708,777 | | 708,777 |
| Norway | | | | | | 7.3 | 1.0 | 191,674 | 1,017,454 | 1,209,128 |
| United States of America | 38.2 | | | | | | | 158,400 | | 158,400 |
| VARIOUS DONORS | 4,548.2 | 0.0 | 6,302 | 0 | 345 | 5.0 | 58.1 | 2,829,016 | 43,416 | 2,872,432 |
| European Union | 1,900.0 | | | | | | | 1,217,146 | | 1,217,146 |
| United Nations (WFP, HCR, UNICEF) | 2,632.8 | | 6,302 | | 345 | | 14.9 | 1,266,399 | | 1,266,399 |
| Other donors | 15.4 | | | | | 5.0 | 43.2 | 345,471 | 43,416 | 388,887 |
| TOTAL GIFTS IN KIND | 37,943.1 | 3.8 | 585,482 | 3,151 | 61,085 | 398.6 | 3,775.8 | 54,833,613 | 4,325,195 | 59,158,808 |
| ICRC purchases (non-earmarked) | 59,440.8 | 11,481.0 | 770,226 | 10,433 | 65,251 | 613.8 | 24,401.8 | 85,541,792 | 33,001,534 | 118,543,326 |
| ICRC purchases (cash for kind) | 22,966.0 | 1,287.4 | 113,645 | 5,500 | 0 | 466.8 | 2,824.5 | 39,029,768 | 5,422,313 | 44,452,081 |
| TOTAL ICRC PURCHASES | 82,406.8 | 12,768.4 | 883,871 | 15,933 | 65,251 | 1,080.6 | 27,226.3 | 124,571,560 | 38,423,847 | 162,995,407 |
| GRAND TOTAL | 120,349.9 | 12,772.2 | 1,469,353 | 19,084 | 126,336 | 1,479.2 | 31,002.1 | 179,405,173 | 42,749,042 | 222,154,215 |

9.2 RELIEF SUPPLIES DISPATCHED BY THE ICRC IN 1999

(by receiving countries, according to stock entry date)

| Countries | Gifts in kind | | | Purchases by the ICRC | | | Total dispatched | | | Total (Sfr) |
|--|------------------|-------------------|-----------------|-----------------------|--------------------|------------------|-------------------|--------------------|------------------|--------------------|
| | Medical (Sfr) | Relief (Sfr) | (Tonnes) | Medical (Sfr) | Relief (Sfr) | (Tonnes) | Medical (Sfr) | Relief (Sfr) | (Tonnes) | |
| AFRICA | 1,843,818 | 6,362,325 | 7,181.4 | 17,162,049 | 39,584,536 | 49,492.4 | 19,005,867 | 45,946,861 | 56,673.8 | 64,952,728 |
| Angola | 312,244 | 3,683,769 | 5,096.8 | 999,860 | 9,560,644 | 14,028.6 | 1,312,104 | 13,244,413 | 19,125.4 | 14,556,517 |
| Burundi | | | | 127,892 | 79,958 | 18.9 | 127,892 | 79,958 | 18.9 | 207,850 |
| Cameroon, Central African Rep., Chad | | | | 30,776 | 40,365 | 16.0 | 30,776 | 40,365 | 16.0 | 71,141 |
| Republic of the Congo | 31,811 | 419,261 | 696.5 | 748,152 | 183,888 | 69.8 | 779,963 | 603,149 | 766.3 | 1,383,112 |
| Democratic Republic of the Congo | | 26,980 | 1.7 | 1,542,241 | 4,302,642 | 5,074.9 | 1,542,241 | 4,329,622 | 5,076.6 | 5,871,863 |
| Côte d'Ivoire | | | | 7,848 | 25,786 | 15.3 | 7,848 | 25,786 | 15.3 | 33,634 |
| Djibouti | | | | 1,641 | 3,615 | 0.9 | 1,641 | 3,615 | 0.9 | 5,256 |
| Eritrea | 1,353,028 | 365,267 | 57.1 | 1,236,067 | 3,850,261 | 7,157.5 | 2,589,095 | 4,215,528 | 7,214.6 | 6,804,623 |
| Ethiopia | | | | 701,780 | 266,629 | 164.0 | 701,780 | 266,629 | 164.0 | 968,409 |
| Guinea Bissau | | 10,434 | 22.0 | 26,757 | 42,865 | 27.2 | 26,757 | 53,299 | 49.2 | 80,056 |
| Kenya, Tanzania | | | | 225,106 | 27,451 | 22.3 | 225,106 | 27,451 | 22.3 | 252,557 |
| Liberia | | | | 86,973 | 71,132 | 32.2 | 86,973 | 71,132 | 32.2 | 158,105 |
| Madagascar, Comoros | | | | 14,184 | 892 | 0.1 | 14,184 | 892 | 0.1 | 15,076 |
| Mali | | | | 535,907 | 151,800 | 74.2 | 535,907 | 151,800 | 74.2 | 687,707 |
| Nigeria | | | | 14,029 | 88,588 | 43.3 | 14,029 | 88,588 | 43.3 | 102,617 |
| Rwanda | | 704,950 | 1,000.0 | 2,250,427 | 3,697,992 | 8,537.6 | 2,250,427 | 4,402,942 | 9,537.6 | 6,653,369 |
| Senegal, Guinea | | | | 3,904 | 132,256 | 252.6 | 3,904 | 132,256 | 252.6 | 136,160 |
| Sierra Leone | | 425,973 | 141.4 | 307,696 | 1,460,635 | 2,708.1 | 307,696 | 1,886,608 | 2,849.5 | 2,194,304 |
| Somalia | | | | 178,789 | 4,002,598 | 2,946.7 | 178,789 | 4,002,598 | 2,946.7 | 4,181,387 |
| Sudan | 45,703 | 315,024 | 37.4 | 816,957 | 2,648,561 | 1,719.4 | 862,660 | 2,963,585 | 1,756.8 | 3,826,245 |
| Uganda | | 410,667 | 128.5 | 300,053 | 4,000,986 | 3,123.3 | 300,053 | 4,411,653 | 3,251.8 | 4,711,706 |
| Zimbabwe, Lesotho | | | | 250 | 1,408 | 0.1 | 250 | 1,408 | 0.1 | 1,658 |
| Regional & emergency stocks in Kenya | 101,032 | | | 7,004,760 | 4,943,584 | 3,459.4 | 7,105,792 | 4,943,584 | 3,459.4 | 12,049,376 |
| LATIN AMERICA AND THE CARIBBEAN | | 40,176 | 6.7 | 1,097,920 | 8,563,424 | 7,441.5 | 1,097,920 | 8,603,600 | 7,448.2 | 9,701,520 |
| Colombia | | | | 363,819 | 6,951,412 | 4,782.6 | 363,819 | 6,951,412 | 4,782.6 | 7,315,231 |
| Haiti | | | | 36,816 | 102,084 | 83.3 | 36,816 | 102,084 | 83.3 | 138,900 |
| Mexico | | | | 456,329 | 1,199,240 | 2,316.7 | 456,329 | 1,199,240 | 2,316.7 | 1,655,569 |
| Peru | | 40,176 | 6.7 | 240,956 | 310,688 | 258.9 | 240,956 | 350,864 | 265.6 | 591,820 |
| ASIA AND THE PACIFIC | 1,152,300 | 1,732,321 | 3,005.1 | 5,191,014 | 16,744,385 | 21,389.3 | 6,343,314 | 18,476,706 | 24,394.4 | 24,820,020 |
| Afghanistan | | 717,000 | 2,500.0 | 3,611,118 | 9,412,180 | 12,984.5 | 3,611,118 | 10,129,180 | 15,484.5 | 13,740,298 |
| Cambodia | | | | 217,869 | 7,944 | 1.7 | 217,869 | 7,944 | 1.7 | 225,813 |
| India | | | | 80 | 3,368 | 0.5 | 80 | 3,368 | 0.5 | 3,448 |
| Indonesia | 1,152,300 | 756,470 | 228.1 | 820,041 | 6,287,096 | 6,065.4 | 1,972,341 | 7,043,566 | 6,293.5 | 9,015,907 |
| Kyrgyzstan | | | | | 1,749 | 2.5 | | 1,749 | 2.5 | 1,749 |
| Myanmar | | | | 118,364 | 8,789 | 3.6 | 118,364 | 8,789 | 3.6 | 127,153 |
| Pakistan | | | | | 11,402 | 0.9 | | 11,402 | 0.9 | 11,402 |
| Philippines | | | | 6,960 | 231,048 | 380.0 | 6,960 | 231,048 | 380.0 | 238,008 |
| Solomon Islands | | 123,200 | 167.4 | 1,672 | 202,750 | 110.5 | 1,672 | 325,950 | 277.9 | 327,622 |
| Sri Lanka | | 48,611 | 28.0 | 315,055 | 500,545 | 1,745.2 | 315,055 | 549,156 | 1,773.2 | 864,211 |
| Tajikistan | | 87,040 | 81.6 | 99,855 | 77,514 | 94.5 | 99,855 | 164,554 | 176.1 | 264,409 |
| EUROPE AND NORTH AMERICA | 1,329,077 | 46,698,791 | 33,444.2 | 11,019,044 | 58,771,150 | 47,569.1 | 12,348,121 | 105,469,941 | 81,013.3 | 117,818,062 |
| Albania | | 78,823 | 8.6 | 419,273 | 272,159 | 15.9 | 419,273 | 350,982 | 24.5 | 770,255 |
| Armenia | | | | 73,438 | 164,641 | 26.9 | 73,438 | 164,641 | 26.9 | 238,079 |
| Azerbaijan | | | | 166,418 | 129,962 | 49.4 | 166,418 | 129,962 | 49.4 | 296,380 |
| Bosnia-Herzegovina | 57,678 | 2,614,150 | 725.7 | 2,959,211 | 4,732,541 | 13,208.3 | 3,016,889 | 7,346,691 | 13,934.0 | 10,363,580 |
| Croatia | | | | 4,750 | 1,100 | 0.1 | 4,750 | 1,100 | 0.1 | 5,850 |
| Federal Republic of Yugoslavia | 1,239,739 | 39,517,753 | 29,576.4 | 6,695,572 | 49,282,750 | 29,858.1 | 7,935,311 | 88,800,503 | 59,434.5 | 96,735,814 |
| Former Yugoslav Republic of Macedonia | | | | 50,286 | 87,688 | 28.6 | 50,286 | 87,688 | 28.6 | 137,974 |
| Georgia | | 953,740 | 1,753.5 | 372,046 | 1,016,159 | 1,158.6 | 372,046 | 1,969,899 | 2,912.1 | 2,341,945 |
| Russian Federation | | 3,479,058 | 1,368.7 | 192,287 | 2,054,062 | 2,971.6 | 192,287 | 5,533,120 | 4,340.3 | 5,725,407 |
| Emergency stocks W. Europe and Caucasus | 31,660 | 55,267 | 11.3 | 85,763 | 1,030,088 | 251.6 | 117,423 | 1,085,355 | 262.9 | 1,202,778 |
| MIDDLE EAST AND NORTH AFRICA | | | | 3,953,820 | 908,065 | 406.4 | 3,953,820 | 908,065 | 406.4 | 4,861,885 |
| Iraq | | | | 3,291,440 | 539,591 | 254.7 | 3,291,440 | 539,591 | 254.7 | 3,831,031 |
| Israel (incl. occupied/autonomous territories) | | | | 24,262 | 226,362 | 86.0 | 24,262 | 226,362 | 86.0 | 250,624 |
| Lebanon | | | | 436,508 | 132,103 | 62.8 | 436,508 | 132,103 | 62.8 | 568,611 |
| Western Sahara | | | | 160,001 | 5,351 | 1.6 | 160,001 | 5,351 | 1.6 | 165,352 |
| Yemen | | | | 41,609 | 4,658 | 1.3 | 41,609 | 4,658 | 1.3 | 46,267 |
| GRAND TOTAL | 4,325,195 | 54,833,613 | 43,637.4 | 38,423,847 | 124,571,560 | 126,298.7 | 42,749,042 | 179,405,173 | 169,936.1 | 222,154,215 |

9.3 RELIEF SUPPLIES DISTRIBUTED BY THE ICRC IN 1999

| | Medical (Sfr) | Relief (Sfr) | (Tonnes) | Total (Sfr) |
|--|-------------------|--------------------|------------------|--------------------|
| AFRICA | 19,313,157 | 44,388,949 | 50,286.1 | 63,702,106 |
| Angola | 1,099,470 | 8,178,720 | 11,176.0 | 9,278,190 |
| Burundi | 289,047 | 146,953 | 49.4 | 436,000 |
| Cameroon, Central African Rep., Chad | 40,272 | 59,055 | 21.0 | 99,327 |
| Republic of the Congo | 946,695 | 1,714,157 | 2,039.5 | 2,660,852 |
| Democratic Republic of the Congo | 3,606,725 | 4,930,696 | 4,759.9 | 8,537,421 |
| Côte d'Ivoire | 7,848 | 55,893 | 21.8 | 63,741 |
| Djibouti | 2,123 | 14,493 | 2.4 | 16,616 |
| Eritrea | 2,845,615 | 4,780,084 | 7,431.4 | 7,625,699 |
| Ethiopia | 893,730 | 299,204 | 167.6 | 1,192,934 |
| Guinea Bissau | 27,845 | 197,300 | 79.8 | 225,145 |
| Kenya, Tanzania | 373,876 | 662,819 | 658.1 | 1,036,695 |
| Liberia | 87,887 | 71,132 | 32.2 | 159,019 |
| Madagascar, Comoros | 14,184 | 892 | 0.1 | 15,076 |
| Mali | 535,907 | 170,914 | 78.3 | 706,821 |
| Nigeria | 4,431 | 121,479 | 46.5 | 125,910 |
| Rwanda | 2,819,801 | 8,085,021 | 12,361.7 | 10,904,822 |
| Senegal, Guinea | 3,904 | 132,256 | 252.7 | 136,160 |
| Sierra Leone | 289,005 | 2,480,197 | 2,976.7 | 2,769,202 |
| Somalia | 1,112,863 | 4,011,720 | 2,953.5 | 5,124,583 |
| Sudan | 3,849,779 | 3,212,268 | 1,752.4 | 7,062,047 |
| Uganda | 461,900 | 5,062,288 | 3,425.0 | 5,524,188 |
| Zimbabwe, Lesotho | 250 | 1,408 | 0.1 | 1,658 |
| LATIN AMERICA AND THE CARIBBEAN | 1,106,636 | 8,166,722 | 6,549.7 | 9,273,358 |
| Colombia | 363,819 | 6,951,412 | 4,782.6 | 7,315,231 |
| Haiti | 36,816 | 102,084 | 83.3 | 138,900 |
| Mexico | 456,329 | 774,904 | 1,420.7 | 1,231,233 |
| Peru | 249,672 | 338,322 | 263.1 | 587,994 |
| ASIA AND THE PACIFIC | 6,244,371 | 17,553,883 | 27,277.7 | 23,798,254 |
| Afghanistan | 3,389,927 | 11,404,242 | 20,270.3 | 14,794,169 |
| Cambodia | 259,762 | 7,944 | 1.7 | 267,706 |
| India | 80 | 3,368 | 0.5 | 3,448 |
| Indonesia | 2,029,201 | 4,773,036 | 4,403.5 | 6,802,237 |
| Kyrgyzstan | | 31,352 | 29.1 | 31,352 |
| Myanmar | 118,364 | 8,789 | 3.6 | 127,153 |
| Pakistan | | 32,375 | 7.7 | 32,375 |
| Philippines | 6,960 | 231,048 | 380.0 | 238,008 |
| Solomon Islands | 1,672 | 325,950 | 277.9 | 327,622 |
| Sri Lanka | 322,055 | 486,018 | 1,723.3 | 808,073 |
| Tajikistan | 116,350 | 249,761 | 180.1 | 366,111 |
| EUROPE AND NORTH AMERICA | 13,357,532 | 69,234,085 | 74,955.6 | 82,591,617 |
| Albania | 437,405 | 242,150 | 19.2 | 679,555 |
| Armenia | 103,652 | 186,406 | 38.2 | 290,058 |
| Azerbaijan | 223,538 | 131,896 | 49.7 | 355,434 |
| Bosnia-Herzegovina | 3,378,227 | 8,126,969 | 24,182.4 | 11,505,196 |
| Croatia | 4,750 | 1,100 | 0.1 | 5,850 |
| Federal Republic of Yugoslavia | 8,298,404 | 54,045,881 | 43,992.6 | 62,344,285 |
| Former Yugoslav Republic of Macedonia | 50,286 | 87,688 | 28.6 | 137,974 |
| Georgia | 619,570 | 2,250,714 | 2,920.5 | 2,870,284 |
| Russian Federation | 241,700 | 4,161,281 | 3,724.3 | 4,402,981 |
| MIDDLE EAST AND NORTH AFRICA | 4,294,098 | 1,623,088 | 510.0 | 5,917,186 |
| Iraq | 3,442,484 | 1,149,600 | 323.9 | 4,592,084 |
| Israel (including occupied/autonomous territories) | 24,262 | 243,116 | 86.8 | 267,378 |
| Lebanon | 625,742 | 220,363 | 96.4 | 846,105 |
| Western Sahara | 160,001 | 5,351 | 1.6 | 165,352 |
| Yemen | 41,609 | 4,658 | 1.3 | 46,267 |
| GRAND TOTAL | 44,315,794 | 140,966,727 | 159,579.1 | 185,282,521 |

10. SPECIAL FUNDS

10.1 Foundation for the International Committee of the Red Cross

BALANCE SHEET AS AT DECEMBER 31, 1999

| ASSETS | | LIABILITIES | |
|--|------------------|--|------------------|
| | Sfr | | Sfr |
| Securities (market value: Sfr 3,648,608) | 3,109,935 | <i>Inalienable capital:</i> | |
| | | – Initial balance | 2,641,429 |
| | | – Allocation from 1999 | <u>125,452</u> |
| | | | 2,766,881 |
| Federal Tax Administration, Bern (withholding tax refund) | 17,257 | <i>Available funds:</i> | |
| | | – Initial balance | <u>330,000</u> |
| | | | 330,000 |
| Banks | 2,303 | | |
| | | International Committee of the Red Cross, current account | 62,614 |
| | 3,159,495 | | 3,159,495 |

RECEIPTS AND EXPENDITURE ACCOUNT FOR 1999

| EXPENDITURE | | RECEIPTS | |
|--|----------------|--------------------------------|----------------|
| | Sfr | | Sfr |
| Bank and custody charges | 14,304 | Income from securities | 95,151 |
| Charges on purchase/sale of securities | 19,746 | Bank interest | 2,622 |
| Loss on sale of securities | 81,075 | Profit on refund of securities | 206,528 |
| Audit fees | 2,077 | | |
| Other expenses | 980 | | |
| Loss on exchange rate | 614 | | |
| | 118,796 | | 304,301 |

RESULT

| | |
|---|-------------|
| Gross excess of receipts over expenditure in 1999 | Sfr 185,505 |
| Allocation of net result on securities transactions to the inalienable capital | –125,452 |
| Statutory allocation to the ICRC of net excess of receipts over expenditure in 1999 | 60,053 |

10. SPECIAL FUNDS

10.2 Augusta Fund

BALANCE SHEET AS AT DECEMBER 31, 1999

| ASSETS | | LIABILITIES | |
|---|----------------|--|-----------------|
| | Sfr | | Sfr |
| Share of the overall capital of the special funds | 137,789 | Inalienable capital | 100,000 |
| | | Provision | 18,470 |
| International Committee of the Red Cross, current account | 2,373 | <i>Share of the overall provision for portfolio variation:</i> | |
| | | Balance brought forward from 1998 | 9,367 |
| | | Allocation in 1999 | <u>135</u> |
| | | | 9,502 |
| | | <i>Florence Nightingale Medal Fund, current account:</i> | |
| | | Balance brought forward from 1998 | 100,344 |
| | | Transfer to Florence Nightingale Medal Fund | <u>-100,344</u> |
| | | Excess of receipts over expenditure in 1999 | <u>12,190</u> |
| | | | 12,190 |
| | 140,162 | | 140,162 |

RECEIPTS AND EXPENDITURE ACCOUNT FOR 1999

| EXPENDITURE | | RECEIPTS | |
|--|------------|--|---------------|
| | Sfr | | Sfr |
| Audit fees | 167 | Share of net revenue from the overall capital of the special funds | 12,492 |
| Share of increase of the overall provision | 135 | | |
| | 302 | | 12,492 |

RESULT

| | |
|---|--------|
| Excess of receipts over expenditure in 1999 | Sfr |
| | 12,190 |

10. SPECIAL FUNDS

10.3 FLORENCE NIGHTINGALE MEDAL FUND

BALANCE SHEET AS AT DECEMBER 31, 1999

| ASSETS | | LIABILITIES | |
|---|----------------|--|----------------|
| | Sfr | | Sfr |
| Share of the overall capital of the special funds | 303,870 | Capital | 75,000 |
| Stock of medals | 37,530 | <i>Reserve:</i> | |
| Augusta Fund, current account | 100,344 | Balance brought forward from 1998 | 233,161 |
| Balance brought forward from 1998 | | Excess of receipts over expenditure in 1999 | <u>34,510</u> |
| Transfer from Augusta Fund | -100,344 | | 267,671 |
| Excess of receipts over expenditure of the Augusta Fund | 12,190 | <i>Share of the overall provision for portfolio variation:</i> | |
| | | Balance brought forward from 1998 | 10,038 |
| | | Allocation in 1999 | <u>312</u> |
| | | | 10,350 |
| | | International Committee of the Red Cross, current account | 569 |
| | 353,590 | | 353,590 |

RECEIPTS AND EXPENDITURE ACCOUNT FOR 1999

| EXPENDITURE | | RECEIPTS | |
|--|--------------|--|---------------|
| | Sfr | | Sfr |
| Audit fees | 234 | Allocation of the excess of receipts over expenditure as at December 31, 1999 of the Augusta Fund, in accordance with the decision of the Twenty-first International Conference of the Red Cross | 12,190 |
| Presentation of medals, printing and dispatching circulars | 5,991 | Share of net revenue from the overall capital of the special funds | 28,857 |
| Share of increase of the overall provision | 312 | | |
| | 6,537 | | 41,047 |

RESULT

| | |
|---|--------|
| Excess of receipts over expenditure in 1999 | Sfr |
| | 34,510 |

10. SPECIAL FUNDS

10.4 CLARE R. BENEDICT FUND

BALANCE SHEET AS AT DECEMBER 31, 1999

| ASSETS | Sfr | LIABILITIES | Sfr | Sfr |
|---|------------------|--|----------------|------------------|
| Share of the overall capital of the special funds | 3,492,848 | Capital | | 1,632,629 |
| | | <i>Share of the overall provision for portfolio variation:</i> | | |
| | | Balance brought forward from 1998 | 188,497 | |
| | | Allocation in 1999 | <u>3,508</u> | 192,005 |
| | | <i>Receipts and expenditure account:</i> | | |
| | | Balance brought forward from 1998 | 1,347,794 | |
| | | Excess of receipts over expenditure in 1999 | <u>317,919</u> | 1,665,713 |
| | | International Committee of the Red Cross, current account | | 2,501 |
| | 3,492,848 | | | 3,492,848 |

RECEIPTS AND EXPENDITURE ACCOUNT FOR 1999

| EXPENDITURE | Sfr | RECEIPTS | Sfr |
|--|--------------|--|----------------|
| Audit fees | 2,501 | Share of net revenue from the overall capital of the special funds | 323,928 |
| Share of increase of the overall provision | 3,508 | | |
| | 6,009 | | 323,928 |

RESULT

| | |
|---|----------------|
| Excess of receipts over expenditure in 1999 for attribution | Sfr 317,919 |
|---|----------------|

10. SPECIAL FUNDS

10.5 MAURICE DE MADRE FRENCH FUND

BALANCE SHEET AS AT DECEMBER 31, 1999

| ASSETS | | LIABILITIES | | |
|---|------------------|--|----------------|------------------|
| | Sfr | | Sfr | Sfr |
| Share of the overall capital of the special funds | 4,217,856 | <i>Capital:</i> | | |
| | | Balance brought forward from 1998 | 3,633,602 | |
| | | Excess of receipts over expenditure in 1999 | <u>304,378</u> | 3,937,980 |
| | | <i>Share of the overall provision for portfolio variation:</i> | | |
| | | Balance brought forward from 1998 | 189,369 | |
| | | Allocation in 1999 | <u>4,276</u> | 193,645 |
| | | International Committee of the Red Cross, current account | | 86,231 |
| | 4,217,856 | | | 4,217,856 |

RECEIPTS AND EXPENDITURE ACCOUNT FOR 1999

| EXPENDITURE | | RECEIPTS | |
|--|---------------|---|----------------|
| | Sfr | | Sfr |
| Allocations | 81,299 | Share of net revenue from the overall capital of the special funds | 394,885 |
| Audit fees | 3,070 | | |
| Other expenses | 1,862 | | |
| Share of increase of the overall provision | 4,276 | | |
| | 90,507 | | 394,885 |

RESULT

| | |
|---|---------|
| Excess of receipts over expenditure in 1999 | Sfr |
| | 304,378 |

10. SPECIAL FUNDS

10.6 OMAR EL MUKTAR FUND

BALANCE SHEET AS AT DECEMBER 31, 1999

| ASSETS | Sfr | LIABILITIES | Sfr | Sfr |
|---|------------------|--|----------------|------------------|
| Share of the overall capital of the special funds | 1,219,075 | Initial capital | | 760,500 |
| | | <i>Share of the overall provision for portfolio variation:</i> | | |
| | | Balance brought forward from 1998 | 54,041 | |
| | | Allocation in 1999 | <u>1,236</u> | 55,277 |
| | | <i>Receipts and expenditure account:</i> | | |
| | | Balance brought forward from 1998 | 290,354 | |
| | | Excess of receipts over expenditure in 1999 | <u>112,084</u> | 402,438 |
| | | International Committee of the Red Cross, current account | | 860 |
| | 1,219,075 | | | 1,219,075 |

RECEIPTS AND EXPENDITURE ACCOUNT FOR 1999

| EXPENDITURE | Sfr | RECEIPTS | Sfr |
|--|--------------|--|----------------|
| Audit fees | 860 | Share of net revenue from the overall capital of the special funds | 114,180 |
| Share of increase of the overall provision | 1,236 | | |
| | 2,096 | | 114,180 |

| RESULT | Sfr |
|---|---------|
| Excess of receipts over expenditure in 1999 for attribution | 112,084 |

10. SPECIAL FUNDS

10.7 PAUL REUTER FUND

BALANCE SHEET AS AT DECEMBER 31, 1999

| ASSETS | | LIABILITIES | |
|---|----------------|---|----------------|
| | Sfr | | Sfr |
| Share of the overall capital of the special funds | 440,195 | Initial capital | 200,000 |
| | | <i>Receipts and expenditure account:</i> | |
| | | Balance brought forward from 1998 | 181,661 |
| | | Excess of receipts over expenditure in 1999 | <u>40,730</u> |
| | | | 222,391 |
| | | Balance brought forward from 1998 | 17,059 |
| | | Allocation in 1999 | <u>449</u> |
| | | | 17,508 |
| | | International Committee of the Red Cross, current account | 296 |
| | 440,195 | | 440,195 |

RECEIPTS AND EXPENDITURE ACCOUNT FOR 1999

| EXPENDITURE | | RECEIPTS | |
|--|------------|--|---------------|
| | Sfr | | Sfr |
| Audit fees | 296 | Share of net revenue from the overall capital of the special funds | 41,475 |
| Share of increase of the overall provision | 449 | | |
| | 745 | | 41,475 |

RESULT

| | |
|---|---------------|
| Excess of receipts over expenditure in 1999 | Sfr 40,730 |
|---|---------------|

10. SPECIAL FUNDS

10.8 SPECIAL FUND FOR THE DISABLED

BALANCE SHEET AS AT DECEMBER 31, 1999

| ASSETS | Sfr | LIABILITIES | Sfr | Sfr |
|--|------------------|--|----------------|------------------|
| Share of the overall capital of the special funds | 3,569,133 | Initial capital | | 1,000,000 |
| | | <i>Share of the overall provision for portfolio variation:</i> | | |
| | | Balance brought forward from 1998 | 167,965 | |
| | | Allocation in 1999 | <u>3,610</u> | 171,575 |
| Action with temporary deficit financing – Nicaragua project | 26,644 | <i>Receipts and expenditure account:</i> | | |
| | | Balance brought forward from 1998 | 1,786,833 | |
| | | Excess of receipts over expenditure in 1999 | <u>328,562</u> | 2,115,395 |
| | | <i>Reserved funds:</i> | | |
| | | Cambodia project | <u>200,000</u> | 200,000 |
| | | International Committee of the Red Cross, current account | | 108,807 |
| | 3,595,777 | | | 3,595,777 |

RECEIPTS AND EXPENDITURE ACCOUNT FOR 1999

| EXPENDITURE | Sfr | RECEIPTS | Sfr |
|---|------------------|--|------------------|
| Operational costs: | | Contributions received in cash in 1999 | |
| In cash | | <i>Governments:</i> | |
| – Addis Ababa project - Regional training centre | 856,950 | Norway - Addis Ababa project | 747,901* |
| – Ho Chi Minh project - Protheses production and training | 474,540 | Norway - Ho Chi Minh project | 350,953* |
| – Nicaragua project - Prosthetic material | 150,018 | Norway - Coordination unit - Geneva | 178,396* |
| – Geneva - coordination unit | 178,684 | <i>National Societies:</i> | |
| In services | | Hong-Kong - Ho Chi Minh project | 7,760* |
| – Addis Ababa project - Regional training centre | 99,990 | New Zealand - Nicaragua project | 7,508* |
| Audit fees | 2,565 | Contributions received in services in 1999 | |
| Share of increase of the overall provision | 3,610 | <i>National Societies:</i> | |
| | | Norway - Addis Ababa project | 99,990* |
| | | Share of net revenue from the overall capital of the special funds | 333,422 |
| | | <i>Reversal of reserved funds to cover accumulated expenses:</i> | |
| | | – Ho Chi Minh project | 23,484 |
| | | – Addis Ababa project | 110,092 |
| | | – Mines appeal | 208,769 |
| | | <i>Action with temporary deficit financing:</i> | |
| | | – Nicaragua project | 26,644 |
| | 1,766,357 | | 2,094,919 |

RESULT

| | |
|---|---------|
| Excess of receipts over expenditure in 1999 | 328,562 |
|---|---------|

* Contributions received in response to the Mines appeal