

Continuous flattening of some pyramids

Autor(en): **Nam, Chie**

Objektyp: **Article**

Zeitschrift: **Elemente der Mathematik**

Band (Jahr): **69 (2014)**

PDF erstellt am: **14.08.2024**

Persistenter Link: <https://doi.org/10.5169/seals-515857>

Nutzungsbedingungen

Die ETH-Bibliothek ist Anbieterin der digitalisierten Zeitschriften. Sie besitzt keine Urheberrechte an den Inhalten der Zeitschriften. Die Rechte liegen in der Regel bei den Herausgebern.

Die auf der Plattform e-periodica veröffentlichten Dokumente stehen für nicht-kommerzielle Zwecke in Lehre und Forschung sowie für die private Nutzung frei zur Verfügung. Einzelne Dateien oder Ausdrucke aus diesem Angebot können zusammen mit diesen Nutzungsbedingungen und den korrekten Herkunftsbezeichnungen weitergegeben werden.

Das Veröffentlichen von Bildern in Print- und Online-Publikationen ist nur mit vorheriger Genehmigung der Rechteinhaber erlaubt. Die systematische Speicherung von Teilen des elektronischen Angebots auf anderen Servern bedarf ebenfalls des schriftlichen Einverständnisses der Rechteinhaber.

Haftungsausschluss

Alle Angaben erfolgen ohne Gewähr für Vollständigkeit oder Richtigkeit. Es wird keine Haftung übernommen für Schäden durch die Verwendung von Informationen aus diesem Online-Angebot oder durch das Fehlen von Informationen. Dies gilt auch für Inhalte Dritter, die über dieses Angebot zugänglich sind.

Continuous flattening of some pyramids

Chie Nara

Chie Nara received her Ph.D. in mathematics from the Ochanomizu University in 1981. She has been a professor at the Tokai University since 2003. Her current research interests include discrete geometry and graph theory.

1 Introduction

We use the terminology *polyhedron* for a polyhedral surface which is permitted to touch itself but not self-intersect, and a polyhedron always can be folded by creases like a piece of paper. A *flat folding* of a polyhedron is a folding by creases into a multilayered planar shape without self-intersection. The results presented here are related to the following two problems proposed by Erik Demaine et al. ([1], Open Problems 18.1 and 18.3 in [2]).

Problem 1. *Can every flat folded state of a polyhedron be reached by a continuous folding process?*

Problem 2. *Which polyhedra can be flattened according to the straight-skeleton gluing?*

E. Demaine et al. (see [2], pp. 281–284) showed that every convex polyhedron possesses a flat folded state obtained by the disk packing method. They also showed the existence of flat folded states obtained by the straight-skeleton gluing for special pyramids and special polyhedra, where they defined the straight skeleton in the three-dimensional space as follows: offset all faces in parallel so that the perpendicular offset distance is equal among

Orangensaft wird häufig in quaderförmigen Kartonverpackungen verkauft. Hat man den Saft ausgetrunken, möchte man den Karton platzsparend im Müll entsorgen, indem man ihn flach in die Ebene faltet. Dies gelingt, ohne den Karton zu beschädigen und sogar ohne die manchmal vorhandenen Leimlaschen zu lösen. In ähnlicher Weise sind auch manche Einkaufsstützen aus Papier gefaltet. Es stellt sich sofort die Frage, ob jedes Polyeder in die Ebene gefaltet werden kann, und ob dabei die Ausgangsposition stetig und überschneidungsfrei in die Endposition deformiert werden kann. Die vorliegende Arbeit geht, startend bei dreiseitigen Pyramiden, just dieser Frage nach.

all inset faces and trace the trajectories of the edges of the polyhedron, forming faces of the straight skeleton which bisect pairs of polyhedron faces.

In this paper, we give a precise definition of the straight-skeleton subdivision and gluing of a convex pyramid P with an n -gonal base for $3 \leq n \leq 5$. Then, we prove that there is a continuous flat folding process for P according to the straight-skeleton gluing. Using this result, we prove that every convex polyhedron is flattened continuously by using the straight-skeleton gluing locally. Finally, we give a remark that each Archimedean polyhedron is continuously flattened by pushing a face toward its opposite face orthogonally.

For each Platonic polyhedron, the existence of a continuous folding process was proved by J. Itoh and the author in [3] by using the property of rhombi, and we refer this continuous folding process as a *rhombus method*. For general convex polyhedra, J. Itoh, C. Vîlcu and the author in [4] proved, by using the property of cut loci and Alexandrov's gluing theorem, that every convex polyhedron possesses infinitely many continuous flat folding processes (which are referred as a *cut locus method*), and they also gave a sufficient condition under which any flat folded state of a convex polyhedron can be reached by a continuous folding process, which is a partial answer to Problem 1.

Note that any polyhedron does not change its volume under flexing if shapes of the faces are fixed, which was proved by I. Sabitov [5, 6]. So we need infinite line segments for moving creases to change shapes of some faces and to flatten a polyhedron. The cut locus method requires a lot of portions for moving creases which cover almost the whole surface of a polyhedron ([4]). On the other hand, the rhombus method requires very limited portions of a polyhedron for moving creases. We extend the rhombus method to a method which is applicable to more general situations, and it plays key roles for the proofs of our theorems.

Section 2 is devoted to propose a key lemma (Lemma 1) and its application on kites (convex quadrilaterals with two pairs of equal adjacent sides) (Lemma 2). In Section 3, we define the straight skeleton subdivision and gluing for a pyramid with an n -gonal base for $3 \leq n \leq 5$ (Definitions 3–6). We prove main theorems (Theorems 1–3) that every pyramid P with an n -gonal base ($3 \leq n \leq 5$) is continuously flattened by the straight-skeleton gluing so that the n -gonal base and one side face have no crease during the folding process. In Section 4, by applying those main theorems to general convex polyhedra P , we prove that P is continuously flattened by local use of the straight-skeleton gluing (Theorem 4).

In Section 5, we give a remark that there is another application of Lemma 2 so that each Archimedean polyhedron is continuously flattened by pushing one face to the opposite face orthogonally.

2 Folding kites

For two points x, y in the three-dimensional space \mathbb{R}^3 , we denote by xy the line segment joining those two points, and by $\text{dist}(x, y)$ or $|xy|$ the Euclidean distance between those two points. Let F be a two-dimensional surface consisting of polygons in \mathbb{R}^3 and let x, y be two points of F . The *intrinsic distance* from x to y is defined as the length of shortest paths in F joining x and y , and it induces an intrinsic metric on F . A mapping from F to a surface G is called an *intrinsic isometry* if the mapping is isometric with respect to their intrinsic metrics.

Definition 1. Let P be a polyhedron in \mathbb{R}^3 . We say that a family of polyhedra $\{P_t : 0 \leq t \leq 1\}$ is a *continuous folding process* from $P = P_0$ to P_1 if it satisfies the following conditions:

- (1) For each $0 \leq t < 1$, there is an intrinsic isometry from P_t onto P .
- (2) For each $x \in P$ the mapping $[0, 1] \ni \tau \mapsto P_\tau(x) \in \{P_t(x) : 0 \leq t \leq 1\}$ is continuous, where $P_t(x)$ is the image of x in P_t .

Moreover, if P_1 is a flat folded polyhedron, we say that P is *flattened by a continuous folding process* and we call P_1 a *flat folded polyhedron (or state)* of P .

For a two-dimensional surface Q in \mathbb{R}^3 if a family of two-dimensional surfaces $\{Q_t : 0 \leq t \leq 1\}$ satisfies the corresponding conditions to (1) and (2), we call the family a *continuous folding process* from $Q = Q_0$ to Q_1 .

Definition 2. Let $K = abcd$ be a kite with $|ab| = |bc|$ and $|ad| = |dc|$ (see Figure 1(1) for example). Choose any point h on bd . Fold K in half by a valley fold on bd (the distance of corresponding points to a and c is zero), and then fold by mountain folds on the line segments corresponding to ah (hc), to obtain a flat folding of K . We call the resulting shape of K a *flat folded kite for h* and denoted by K_h (see Figure 1(2)). Denote by a', b', c', d' and h' the images of a, b, c, d and h respectively by the intrinsic isometry from K to K_h . Define

$$L_h = \text{dist}(b', d').$$

In the above process, at first, the distance of corresponding points to a and c decreased to zero, and then the one for b and d decreased to L_h . Now we show that there is a continuous folding process from K to K_h such that those two distances decrease *simultaneously*. We define a following shape of the kite K .

Let l be any given number with $L_h \leq l \leq |bd|$. Apply mountain folds to ah, hc and bh , and a valley fold to hd so that $\text{dist}(b', d') = l$ where x' means the image of a point $x \in K$ by the intrinsic isometry from K to the resulting shape which is denoted by S_l . Then such S_l is unique except congruence, because a' and c' are fixed by the three distances from b', h' , and d' (see Figures 1(3) and 1(4)). We call S_l a *simple folded kite* with distance l . Define

$$M_l = \text{dist}(a', c').$$

Lemma 1. Let $K = abcd$ be a kite in \mathbb{R}^3 with $|ab| = |bc|$ and $|ad| = |dc|$. Let h be any point on bd . For any given numbers l ($L_h \leq l \leq |bd|$) and m ($0 \leq m \leq M_l$), there is a point q on hc such that

- (1) by applying mountain folds to $\{qb, qc, qd, ah\}$, and valley folds to $\{hb, hq, hd\}$ so that the triangles $\triangle hbq$ and $\triangle hdq$ touch to the triangles $\triangle abh$ and $\triangle adh$ respectively (see Figures 1(5) and 1(6)), and that
- (2) the resulting figure K' satisfies

$$\text{dist}(f(b), f(d)) = l, \quad \text{dist}(f(a), f(c)) = m$$

where f is the intrinsic isometry from K to K' . We call such K' a *folded kite* with distances (l, m) .

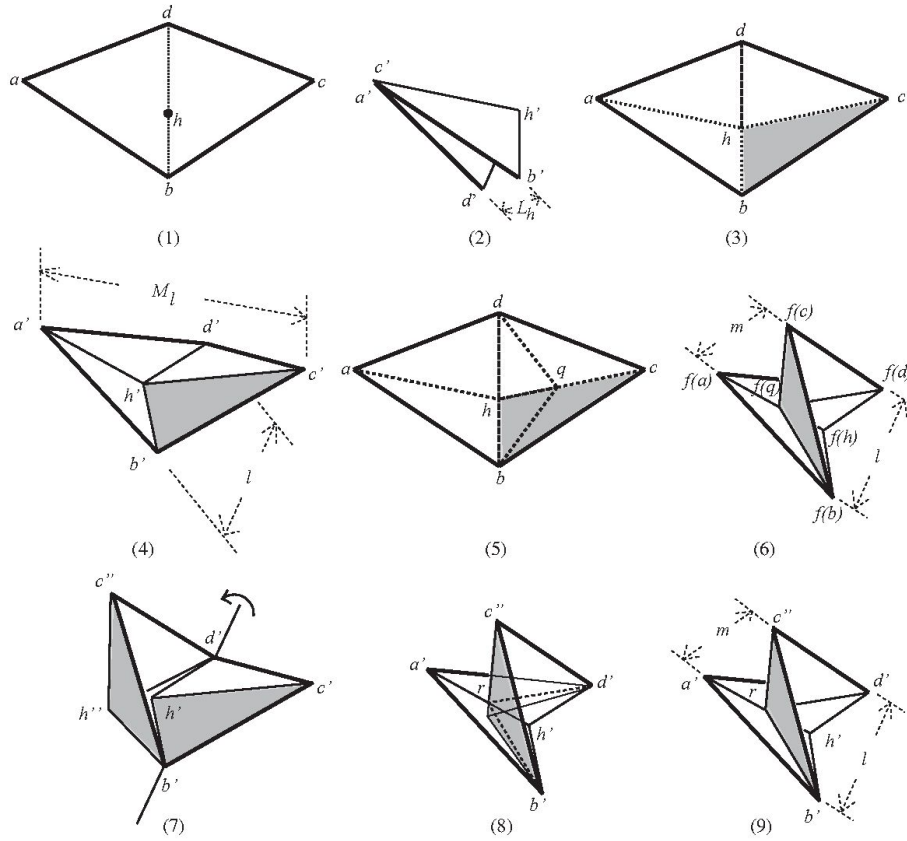


Fig. 1 How to fold a kite; (1) a kite; (2) a flat folded kite K_h ; (3) creases for mountain folds shown by dotted line segments and a valley fold shown by a bold dotted line segment; (4) a simple folded kite S_l with distance l ; (5) the point q for a given l, m and creases for mountain or valley folds; (6) the shape of the folded kite with distances (l, m) ; (7) a rotated image of the half of S_l with c' ; (8) the intersection point r ; (9) the folded kite with distances (l, m) .

Proof. Let S_l be a simple folded kite with the distance l as shown in Figure 1(4) and denote by $x' \in S_l$ the corresponding point to $x \in K$. Divide S_l into halves along $b'h'$ and $h'd'$. Those two parts are symmetric to each other about the plane including $\triangle b'h'd'$.

Step 1. Rotate the half part including c' about $b'd'$ so that the distance between a' (in the other half part) and c'' (the rotated point of c'), is the given number m (Figure 1(7)). Denote by h'' the rotated point of h' , and by r the intersection of $a'h'$ and $c''h''$ (Figure 1(8)). Since the rotated half part and the other half part including a' are congruent and symmetric to each other about the plane including $\triangle b'rd'$, we have $|a'r| = |c''r|$, and hence $\triangle b'rh' \cong \triangle b'rh''$ and $\triangle d'rh' \cong \triangle d'rh''$, where $X \cong Y$ for subsets X, Y in \mathbb{R}^3 means that X is congruent to Y .

Step 2. Let q be the point on hc in K corresponding to r (Figure 1(5)). Apply mountain folds to $\{qb, qc, qd, ah\}$, and valley folds to $\{hb, hq, hd\}$ so that the triangles $\triangle hbq$ and

$\triangle hdq$ touch to the triangles $\triangle abh$ and $\triangle adh$ respectively. Then we obtain a folded kite with distances (l, m) (Figure 1(9)). \square

Lemma 2. *Let $K = abcd$ be a kite in \mathbb{R}^3 with $|ab| = |bc|$ and $|ad| = |dc|$. Let h be any point on bd , and let $l_t \rightarrow L_h$ ($L_h \leq l_t \leq |bd|$) and $m_t \rightarrow 0$ ($0 \leq m_t \leq M_{l_t}$) as $t \rightarrow 1$ ($0 \leq t \leq 1$). There is a continuous folding process $\{K_t : 0 \leq t \leq 1\}$ of folded kites with distances (l_t, m_t) so that $K_0 = K$, and that K_1 is a flat folded kite for h .*

Proof. For any fixed l ($L_h \leq l \leq |bd|$), the point q approaches the point c as $m \rightarrow 0$ where $0 \leq m \leq M_l$. So, if $l_t \rightarrow L_h$ and $m_t \rightarrow 0$ ($m_t \leq M_{l_t}$) simultaneously as $t \rightarrow 1$ ($0 \leq t \leq 1$), there is a continuous folding process of $\{K_t : 0 \leq t \leq 1\}$ of folded kites with (l_t, m_t) by Lemma 1. \square

Remark. In the continuous process of folded kites with (l_t, m_t) for $0 \leq t \leq 1$ shown in the proof of Lemma 2, the point q approaches the point c as $t \rightarrow 1$, and so the creases for mountain folds on bq and dq move from bh and dh to bc and cd .

Lemma 1 is an extension of the property of rhombi, shown in [3] where h is fixed as the midpoint of bd .

3 The straight-skeleton subdivision and gluing

We assume that pyramids are convex through this paper. We define a *straight skeleton subdivision of a pyramid P* with an n -gonal base for $3 \leq n \leq 5$ and show that the pyramid P can be flattened by a continuous folding process according to such a subdivision.

Definition 3. Let $3 \leq n \leq 5$ and let P be a pyramid which has an n -gonal base $B = b_1b_2 \cdots b_n$, an apex a , and side faces F_i ($1 \leq i \leq n$), where F_i has the edge b_ib_{i+1} and indices are considered modulo n (see Figures 2(1), 3(1), and 4(1)). Let T be its unfolding along n edges adjacent to a , and let a_i ($1 \leq i \leq n$) be corresponding points to a in T , where $a_i \in F_i$ (we use the same symbol for the corresponding point or face in T to an original point or face in P , except a , if there is no fear of confusion) (see Figures 2(2), 3(2), and 4(2)). For each vertex b_i ($1 \leq i \leq n$) there are three faces $\{B, F_i, F_{i-1}\}$ which are adjacent to b_i , and whose angles at b_i are denoted by θ_i , ξ_i , and η_i respectively. Define for i ($1 \leq i \leq n$)

$$\alpha_i = (\xi_i + \eta_i - \theta_i)/2, \quad \beta_i = \xi_i - \alpha_i, \quad \gamma_i = \eta_i - \alpha_i.$$

Then for i ($1 \leq i \leq n$), $\alpha_i + \beta_i = \xi_i$, $\alpha_i + \gamma_i = \eta_i$, $\beta_i + \gamma_i = \theta_i$ and

$$2(\alpha_i + \beta_i + \gamma_i) = \theta_i + \xi_i + \eta_i = \angle a_{i-1}b_ia_i.$$

For each i ($1 \leq i \leq n$), draw a half-line l_i starting at b_i toward the interior of B so that l_i forms the angles β_i and γ_i with the edges b_ib_{i+1} and b_ib_{i-1} respectively (Figure 2(2)).

Lemma 3. *If P is a triangular pyramid, those three half-lines l_i ($1 \leq i \leq 3$) are concurrent.*

Proof. Let p be the intersection of l_1 and l_2 . Let p_i ($1 \leq i \leq 3$) be the mirror image of p about the edge b_ib_{i+1} in $T(P)$. Since $|a_1b_1| = |a_3b_1|$, $|b_1p_1| = |b_1p| = |b_1p_3|$,

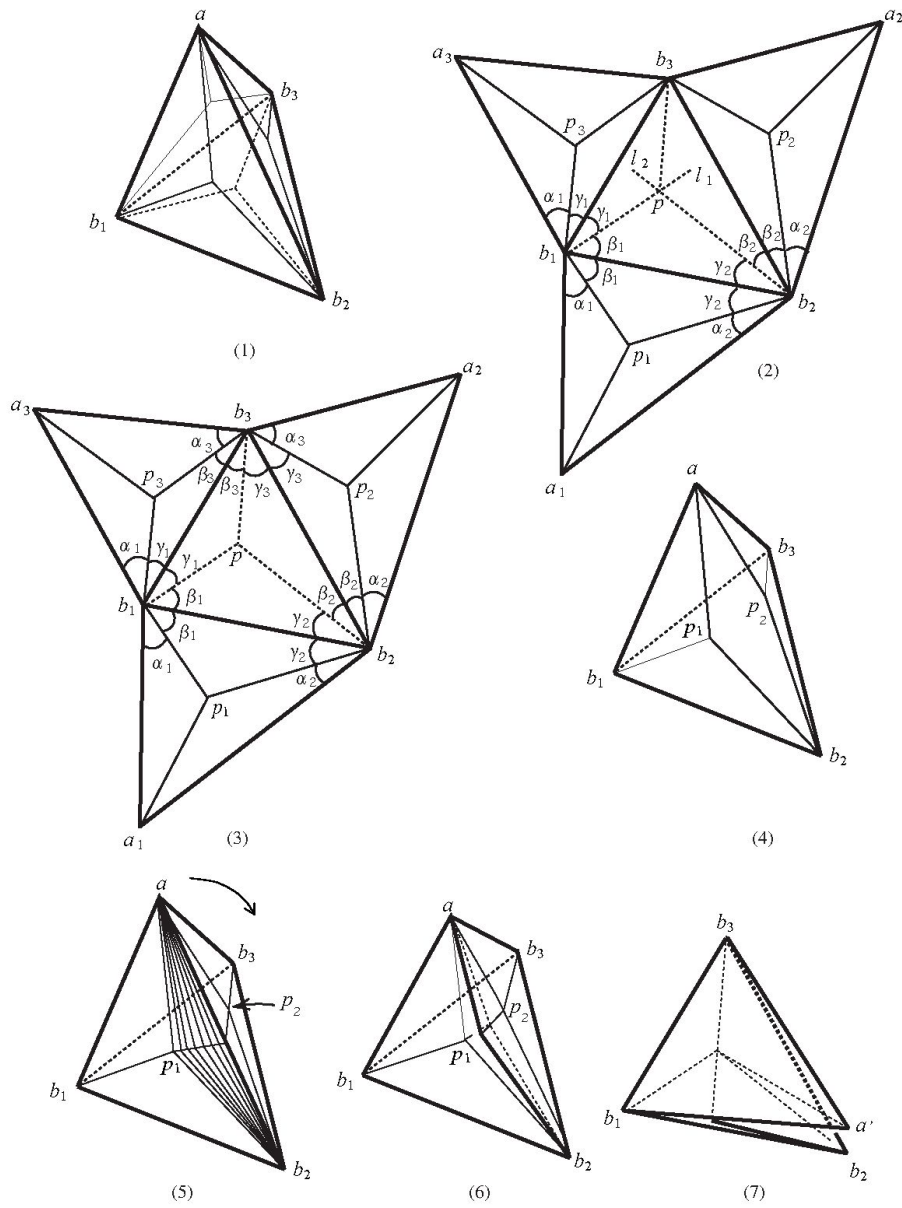


Fig. 2 (1) A triangular pyramid P and its straight skeleton subdivision; (2) an unfolding of T and half-lines; (3) the corresponding straight skeleton subdivision of its unfolding; (4) the subset Q of P with creases for valley folds on b_1p_1 and b_2p_2 ; (5) the moving creases for the continuous flat folding process of P ; (6) P_t for some $0 < t < 1$ in the continuous flat folding process; (7) the flat folded state P_1 .

and $\angle a_1 b_1 p_1 = \alpha_1 = \angle a_3 b_1 p_3$, we have $\triangle a_1 p_1 b_1 \equiv \triangle a_3 p_3 b_1$ and hence $|a_1 p_1| = |a_3 p_3|$. Similarly, we have $|a_1 p_1| = |a_2 p_2|$. Therefore $|a_2 p_2| = |a_3 p_3|$, which leads $\triangle a_2 p_2 b_3 \equiv \triangle a_3 p_3 b_3$ by $|b_3 a_2| = |b_3 a_3|$ and $|b_3 p_2| = |b_3 p_3|$. Since $\angle p_2 b_3 p_3 = 2\theta_3$, we have $\angle p_2 b_3 a_2 + \angle p_3 b_3 a_3 = \theta_3 + \xi_3 + \eta_3 - 2\theta_3 = \xi_3 + \eta_3 - \theta_3 = 2\alpha_3$. Hence $\angle a_2 b_3 p_2 = \angle a_3 b_3 p_3 = \alpha_3$. Therefore, $\angle b_1 b_3 p = \angle b_1 b_3 p_3 = \xi_3 - \alpha_3 = \beta_3$, and $\angle b_2 b_3 p = \eta_3 - \beta_3 = \gamma_3$, that is, the line l_3 passes through the point p . \square

Definition 4. Let P be the triangular pyramid discussed in the proof of Lemma 3. Since each face of P includes p or p_i , draw line segments from such points to the vertices of the face (Figures 2(1) and 2(3)). Then each side edge ab_i ($1 \leq i \leq 4$) in P is a common edge of two congruent triangles which comprise a kite. We call such a subdivision the *straight-skeleton subdivision* of P .

Then all parts in such a subdivision are paired by congruence such that each side edge of P is a diagonal of a kite. If by gluing two parts in each pair (i.e., putting one upon another), we obtain a flat folded state of P , we call such state a *flat folded state of P with the straight-skeleton gluing*.

Theorem 1. Each triangular pyramid P has a continuous folding process $\{P_t : 0 \leq t \leq 1\}$ from P to a flat folded state P_1 with the straight-skeleton gluing so that the base and one side face of P have no crease during the process.

Proof. Let Q be the subset of P obtained by removing one kite (say $b_2 p_1 a p_2$) from P (see Figure 2(4)). Apply valley folds to line segments $\{b_1 p_1, b_3 p_2\}$, and rotate the apex a about the edge $b_1 b_3$ toward b_2 continuously so that it touches the plane including the base $\triangle b_1 b_2 b_3$. Then p_1 and p_2 rotate simultaneously about the edges $b_1 b_2$ and $b_2 b_3$ respectively, and approach to $p \in \triangle b_1 b_2 b_3$, and hence, Q is flattened continuously.

Let h be the intersection of the edge ab_2 and the extension of the line segment $b_3 p_2$. Since the quadrilateral $ap_1 b_2 p_2$ of P is a kite, by Lemma 2 it has a family of folded kites on $p_2 h$ which comprise a continuous folding process. Hence, P is flattened by a continuous folding process with the straight-skeleton gluing, and B and F_3 have no crease during the process (see Figures 2(5)–(7)). \square

Definition 5. Let P be the quadrilateral pyramid discussed in Definition 3. Let p be the point closer to b_1 in intersections $l_1 \cap l_2$ and $l_1 \cap l_4$ (either of them if they are equal), say $p = l_1 \cap l_2$. Let $q = l_3 \cap l_4$ (possibly $q = p$). Divide the quadrilateral base $B = b_1 b_2 b_3 b_4$ into four parts by $\{b_1 p, b_2 p, b_3 q, b_4 q, pq\}$ (Figure 3(2)). Divide each side face F_i of P by the mirror image of the part including $b_i b_{i+1}$ about $b_i b_{i+1}$, and by line segments joining a_i to the images of p or q (see Figure 4(1) and Figure 4(2)). Then each side edge ab_i ($1 \leq i \leq 4$) in P is a common edge of two congruent triangles which comprise a kite. We call such a subdivision the *straight-skeleton subdivision* of P .

Then all parts in such a subdivision are paired by congruence such that each side edge of P is a diagonal of a kite. If by gluing two parts in each pair, we obtain a flat folded state of P , we call such a state a *flat folded state of P with the straight-skeleton gluing*.

Theorem 2. Any quadrilateral pyramid P has a continuous folding process $\{P_t : 0 \leq t \leq 1\}$ from P to a flat folded state P_1 with the straight-skeleton gluing so that the quadrilateral base and one side face of P have no crease during the process.

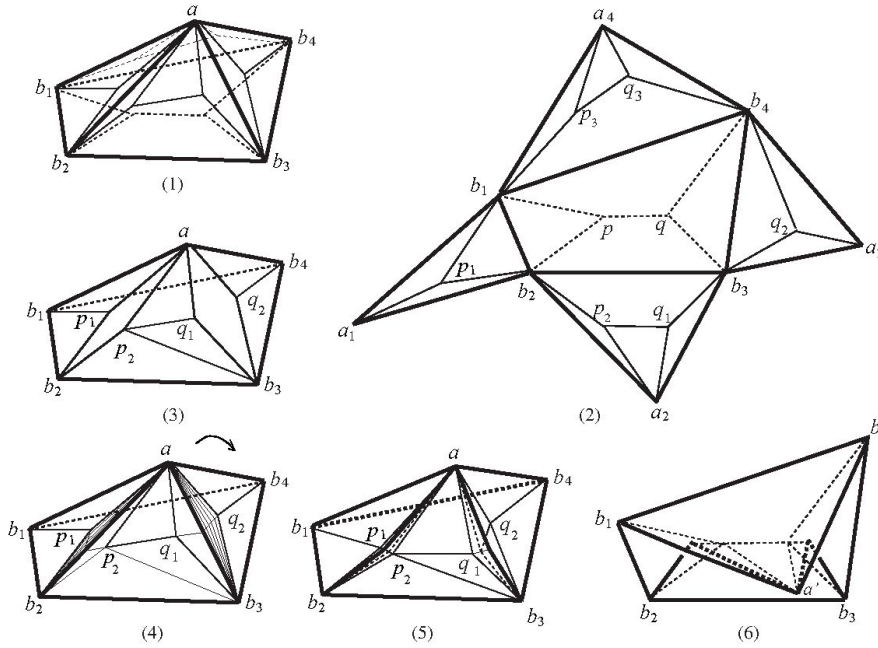


Fig. 3 (1) A quadrilateral pyramid P and its straight skeleton subdivision; (2) the corresponding straight skeleton subdivision of its unfolding; (3) the subset Q of P with creases for valley folds; (4) the moving creases for the continuous flat folding process of P ; (5) P_t for some $0 < t < 1$ in the continuous flat folding process; (6) the flat folded state P_1 .

Proof. If $p = q$, the existence of a continuous folding process from P to a flat folded state of P with the straight-skeleton gluing is obtained by a similar argument to the case $n = 3$, where we apply Lemma 2 to two kites instead of one. So, we omit the details.

Now assume $p \neq q$. Choose one side face of P which has a quadrilateral in its subdivision. For example, choose $F_4 = \triangle b_1 b_4 a$ in P ($\triangle b_1 b_4 a_4$ in T). Let Q be the part of P obtained by removing two kites $ap_1 b_2 p_2$ and $aq_1 b_3 q_2$ from P , where Q is connected at a (see Figure 5(3)). Apply valley folds to $\{b_1 p_1, p_2 q_1, q_2 b_4, p_2 b_3\}$ in Q . Rotate the apex a about the edge $b_1 b_4$ toward the edge $b_2 b_3$ continuously until it touches the plane including the base B . Then, two pairs $\{p_1, p_2\}$ and $\{q_1, q_2\}$ approach p and q respectively and simultaneously, and hence Q is flattened continuously.

By Lemma 2, each kite which was removed from P , is continuously flattened so that the distance between p_1 and p_2 as well as the distance between q_1 and q_2 decrease to zero. The process is similar to the one for $n = 3$, so we omit the details. Hence, P is flattened by a continuous folding process according to the straight-skeleton gluing, and B and F_4 have no crease during the process (see Figures 4(4)–(6)). \square

Definition 6. Let P be the pentagonal pyramid discussed in Definition 3. Let p be the closer point to b_1 in intersections $l_1 \cap l_2$ and $l_1 \cap l_5$ (either of them if they are equal), say $p = l_1 \cap l_2$. Let q be the closer point to b_4 in intersections $l_4 \cap l_5$ and $l_4 \cap l_3$ (either of them if they are equal), say $q = l_4 \cap l_5$.

For a point r on the half-line l_3 in the base B we denote by r_1 , r_2 , and r_3 the mirror images of r about b_2b_3 , b_3b_4 , and b_1b_5 respectively in P . Then we can choose r such that $|r_1a_2| = |r_3a_5|$, whose existence is as follows. Let a' be the mirror image of a_5 about b_1b_5 in T . Fold the face F_2 with a valley fold along some line segment in F_2 so that b_2b_3 are fixed and that a_2 goes to the position of a' . Then the position of r is obtained as the intersection of l_3 and the crease for the valley fold. (It may help to consider the quadrilateral pyramid with the base $b_1b_2b_3b_5$ and the apex a and apply the continuous folding process to it by Theorem 2, and then the flat folded state indicates the valley fold in F_2 .)

Then $\Delta r_1b_3a_2 \equiv \Delta r_2b_3a_3$ by $|r_1b_3| = |r_2b_3|$, $|a_2b_3| = |b_3a_3|$, and $\angle r_1b_3a_2 = \angle r_2b_3a_3$. Hence $|r_1a_2| = |r_2a_3|$ and so

$$|r_1a| = |r_2a| = |r_3a|.$$

Divide B into five parts B_i ($1 \leq i \leq 5$) by $\{b_1p, b_2p, b_3r, b_4q, b_5q, rp, qr\}$ so that B_i has b_ib_{i+1} . Divide each side face F_i ($1 \leq i \leq 5$) by the mirror image (denoted by B'_i) of B_i about b_ib_{i+1} , and line segments joining vertices of B'_i to a ($a_i \in T$) (see Figures 6(1) and 6(2)). Then each edge ab_i ($1 \leq i \leq 5$) is a common edge of two congruent triangles which comprise a kite. We call such a subdivision the *straight-skeleton subdivision* of the pentagonal pyramid P .

Then all parts in such a subdivision are paired by congruence such that each side edge of P is a diagonal of a kite. If by gluing two parts in each pair we obtain a flat folded state of P , we call such a state a *flat folded state of P with the straight-skeleton gluing*.

Theorem 3. *Any pentagonal pyramid P has a continuous folding process $\{P_t : 0 \leq t \leq 1\}$ from P to a flat folded state P_1 with the straight-skeleton gluing so that the pentagonal base and one side face of P have no crease during the process.*

Proof. If $p = q$, then $p = q = r$, which is similar to the case $n = 3$, P is flattened by a continuous folding process according to the straight-skeleton gluing by applying Lemma 2 to three kites instead of one.

Suppose $p \neq q$. If $p = r$ or $q = r$, which is similar to the case $n = 4$, P is flattened by a continuous folding process according to the straight-skeleton gluing by applying Lemma 2 to three kites instead of two.

Suppose $p \neq r$ and $q \neq r$. Let $e = b_1b_5$ which is the common edge of two pentagonal parts in the subdivision. Let K_i ($1 \leq i \leq 3$) be kites with the side edge ab_{i+1} as its diagonal, which are disjoint with e .

Let Q be the part of P obtained by removing those K_i ($1 \leq i \leq 3$), where P is connected at a (Figure 6(3)). Apply valley folds to $\{b_1p_1, p_2r_1, r_2q_1, q_2b_5, p_2b_3, q_1b_3\}$ in Q . Rotate the apex a about the edge b_1b_5 toward the vertex b_3 continuously so that it touches the plane including the base B . Then, three pairs $\{p_1, p_2\}$, $\{r_1, r_2\}$, and $\{q_1, q_2\}$ approach p , r , and q respectively and simultaneously, and hence Q is flattened continuously.

By Lemma 2, kites K_i ($1 \leq i \leq 3$) which are removed from P , are continuously flattened so that the distances of pairs $\{p_1, p_2\}$, $\{r_1, r_2\}$, and $\{q_1, q_2\}$ decrease to zero. Hence P is continuously flattened with the straight-skeleton gluing, and B and F_5 have no crease during the process. \square

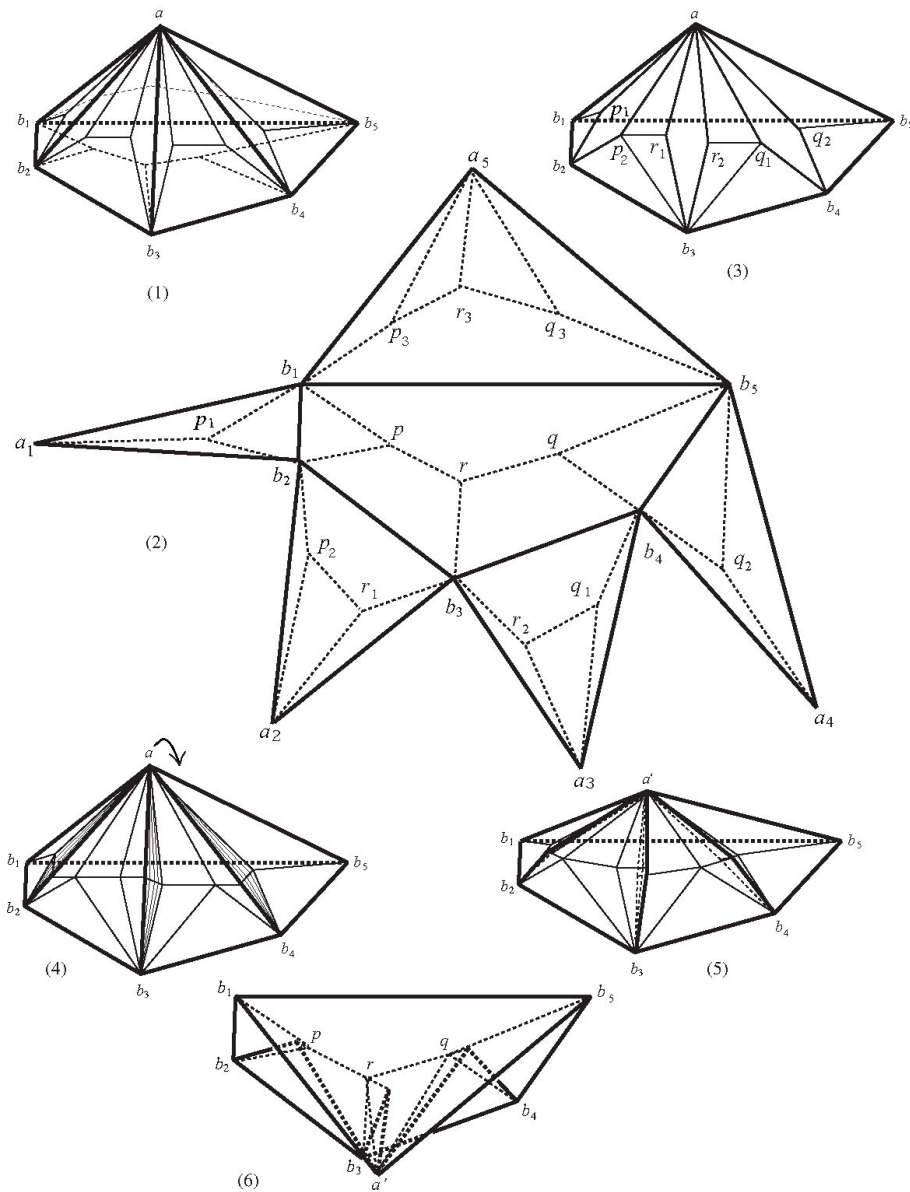


Fig. 4 (1) A pentagonal pyramid P and its straight skeleton subdivision; (2) the corresponding straight skeleton subdivision of its unfolding; (3) the subset Q of P with creases for valley folds; (4) the moving creases for the continuous flat folding process of P ; (5) P_t for some $0 < t < 1$ in the continuous flat folding process; (6) the flat folded state P_1 .

4 Application to convex polyhedra

We give an application of the existence of the continuous flat folding process of n -gonal pyramids for $3 \leq n \leq 5$ so that the n -gonal base has no crease during the process.

Theorem 4. *Let P be a convex polyhedron. Then P is flattened continuously by using the straight-skeleton gluing locally.*

Proof. We prove Theorem 4 by mathematical induction on the number n_P of vertices of a convex polyhedron P .

If $n_P = 4$, then P is a pyramid with a triangular base. Hence it is flattened continuously by the straight-skeleton gluing by Theorem 1.

Let $k \geq 4$. Assume that any P with $n_P \leq k$ vertices can be flattened continuously. Let P be a convex polyhedron with $n_P = k + 1$ vertices. Since the edge graph of P is planar, there is a vertex v which is incident to at most five edges, which is a well known fact obtained by the Euler formula for a planar graph. Denote the set of incident vertices to v on P by N_v . Then the number of vertices in N_v is at most 5. Let P' be the convex hull of the set of vertices of P except v .

Consider all planes passing through at least three vertices in N_v . Choose H among them closest to the vertex v . H divides P into a pyramid T_v (without a base) and the remaining part of P whose convex hull is denoted by Q . Since the boundary of T_v is a triangle, a quadrilateral, or a pentagon, we can flatten T_v continuously and attach it to Q by Theorems 1–3.

Let U (possibly an empty set) be the set of all intersections of the plane H and the interior of some edge of P incident to v , that is, vertices of Q but not vertices of P . Then U has at most two vertices since N_v has at most 5 vertices. If U is empty, then Q is congruent to P' .

If U has only one point x , then x is incident to exactly three vertices $w_i \in N_v$ ($1 \leq i \leq 3$) in Q . Let T_x be the pyramid with the apex x and the base $\Delta w_1 w_2 w_3$. By flattening T_x continuously, we obtain a convex polyhedron congruent to P' .

Suppose U has two points x and y . If x and y are not adjacent to each other, then by flattening T_x and T_y continuously we obtain a convex polyhedra congruent to P' . If x and y are adjacent to each other, then by flattening T_x continuously the degree of y changes to four in the resulting convex polyhedron. So we use for y a similar process used for v , and then the resulting polyhedron is congruent to P' .

Since the number of vertices of P' is k , P' is flattened continuously by the assumption for k on the mathematical induction. Therefore, P is flattened continuously by using the straight-skeleton gluing locally. \square

5 Some remarks

If a convex polyhedron Q has two parallel faces which includes all vertices of P and which satisfies some additional condition, we can prove by Lemmas 1–2 that Q has a continuous flat folding process so that those two faces are in parallel positions and have no crease during the folding process. By using this fact any Archimedean polyhedron P has a continuous flat folding process so that its specified two parallel faces are parallel and

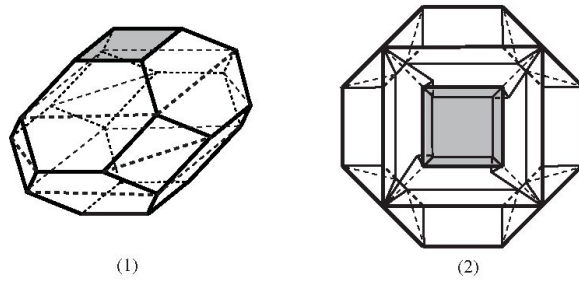


Fig. 5 (1) Dotted line segments show how to slice the truncated octahedron P by parallel planes; (2) the flat folded state of P .

have no crease during the process. The proofs are a little tedious, so we omit them. Figure 5(1) shows how to divide the truncated regular octahedron into parts by parallel planes to have vertices on their boundary and to satisfy conditions. Figure 5(2) shows its flat folded state.

By using the straight-skeleton gluing locally, we may find continuous flat folding processes for non-convex polyhedra. We leave such problem for the future research.

Acknowledgement

The author would like to express her thanks to Anna Lubiw who showed the author her original model cited in [4], p. 282 and p. 284.

References

- [1] E.D. Demaine, M.D. Demaine, and A. Lubiw, Flattening polyhedra, unpublished manuscript, 2001.
- [2] E.D. Demaine and J. O'Rourke, *Geometric folding algorithms, Linkages, Origami, Polyhedra*, Cambridge University Press (2007).
- [3] J. Itoh and C. Nara, Continuous flattening of Platonic polyhedra, *Lecture Notes in Computer Science, Proc. CGGA 2010*, **7033**, Springer-Verlag, Berlin, 108–121 (2011).
- [4] J. Itoh, C. Nara, and C. Vilcu, Continuous flattening of convex polyhedra, *Lecture Notes in Computer Science, Proc. EGC 2011*, **7579**, Springer-Verlag, Berlin, 85–97 (2012).
- [5] I. Sabitov, The volume of polyhedron as a function of its metric, *Fundam. Prikl. Mat.* **2**(4), 1235–1246 (1996).
- [6] I. Sabitov, The volume as a metric invariant of polyhedra, *Discrete Comput. Geom.* **20**, 405–425 (1998).

Chie Nara
 Liberal Arts Education Center
 Aso Campus, Tokai University
 Aso, Kumamoto, 869-1404, Japan
 e-mail: cnara@ktmail.tokai-u.jp