

**Zeitschrift:** Entomologica Basiliensia  
**Band:** 6 (1981)

**Artikel:** Studies on the Cerylonidae (Coleoptera, Clavicornia) : Part III. On the Cerylonini from the Himalaya  
**Autor:** lipiski, S. A.  
**DOI:** <https://doi.org/10.5169/seals-980727>

### **Nutzungsbedingungen**

Die ETH-Bibliothek ist die Anbieterin der digitalisierten Zeitschriften. Sie besitzt keine Urheberrechte an den Zeitschriften und ist nicht verantwortlich für deren Inhalte. Die Rechte liegen in der Regel bei den Herausgebern beziehungsweise den externen Rechteinhabern. [Siehe Rechtliche Hinweise.](#)

### **Conditions d'utilisation**

L'ETH Library est le fournisseur des revues numérisées. Elle ne détient aucun droit d'auteur sur les revues et n'est pas responsable de leur contenu. En règle générale, les droits sont détenus par les éditeurs ou les détenteurs de droits externes. [Voir Informations légales.](#)

### **Terms of use**

The ETH Library is the provider of the digitised journals. It does not own any copyrights to the journals and is not responsible for their content. The rights usually lie with the publishers or the external rights holders. [See Legal notice.](#)

**Download PDF:** 06.10.2024

**ETH-Bibliothek Zürich, E-Periodica, <https://www.e-periodica.ch>**

## Studies on the Cerylonidae (Coleoptera, Clavicornia). Part III. On the Cerylonini from the Himalaya

by S.A. Ślipiński

Abstract: The following new species are described and figured: *Cerylon montanus*, n. sp. *C. globosum*, n. sp. *C. wittmeri* n. sp. and *Philothermus brancuccii* n. sp. Catalogue of the known Himalayan Cerylonini is provided, new faunistic data and taxonomic remarks on the several species are presented. Keys for the identification are provided for the known Himalayan *Cerylon* and *Philothermus*.

### Introduction

The present paper contains description and remarks of the Cerylonidae collected in 1975–1976 by members of the staff of the Natural History Museum in Basel, in Bhutan, Nepal and North India. 37 specimens, belonging to the 7 species (3 genera) had been found. Four species are described as a new for science.

Our present knowledge of the fauna of Cerylonidae of the Himalayas is very limited. One paper about Cerylonidae and Colydiidae from Bhutan has been published by DAJOZ (1975) and later some new species has been added by DAJOZ (1979) and ŚLIPIŃSKI (1980, 1981). The material treated in the present paper is thus the first comprehensive contribution to the study of Cerylonidae of the Himalayas.

Nearly all till known species of the Himalayan Cerylonidae belongs to the specific for this region species-groups. Only one European species (*Cerylon ferrugineum* Steph.) has been recorded from this region, but seems that the Himalayan Cerylon-species are more related to the Oriental species than to Palearctic-ones.

### Cerylonidae

#### Cerylon Latr.

*Cerylon* Latreille, 1802, Hist. Nat. Crust. Ins. 3: 228.

This controversial genus is represented in the Himalayas and North India by 11 species from which 10 are endemic, and one, *C. ferrugineum* Steph., is known from Europe, Iran, Turkey and Bhutan.

The endemic species of this genus may be divided into three distinct morphological groups.

1. *mirabilis* group. To this group belongs only two species: *C. mirabilis* Ślip., *C. wittmeri* n. sp. By strongly elongate, flattened body and 11-segmented antennae with 2-segmented club, these species are more similar to the Neotropical members of the genus *Philothermus* Aubé than to *Cerylon*-ones. But both have widened apically prosternal process and closed behind procoxal cavities, and thus belongs to the genus *Cerylon* Latr.

2. *bhutanensis* group. To this largest group belong species with strongly convex and densely setose dorsal surface, fully developed eyes and large sublateral impressions on pronotum. The similar forms occur on New Guinea (*C. biroi* Heinze, *C. papuanum* Heinze) but are distinctly separated by pronotal and elytral shape.

3. *yeti* group. This small group is characterized by glabrous or finely pubescent body, small subbasal impressions on pronotum, and strongly reduced eyes.

### 1. *mirabilis* group

#### ***Cerylon mirabilis* Ślip.**

*Cerylon mirabilis* ŚLIPIŃSKI, 1981, Pol. Pismo Ent. 51: 000.

Material: India, Kashmir, Gulmarg, 2650–3000 m, 1.–3.VII.1976, W. Wittmer (1 ex.)

Distribution: India: Himachal Pradesh, Kashmir.

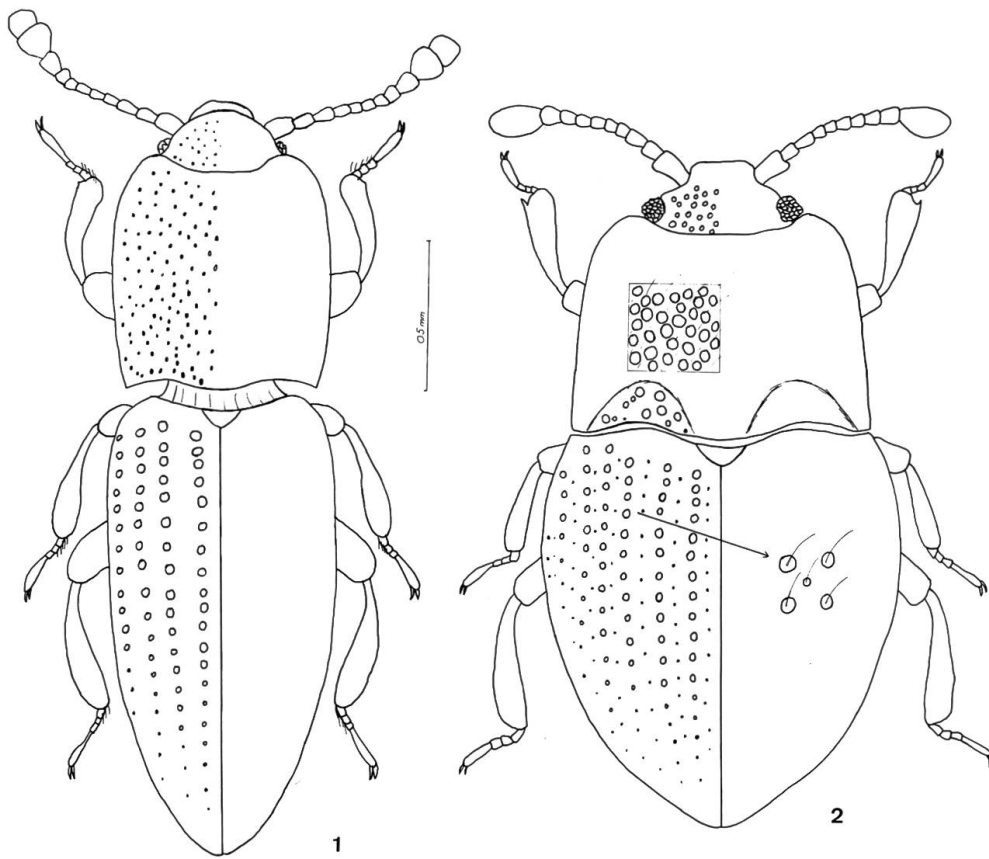
#### ***Cerylon wittmeri* n. sp.**

Fig. 1.

Body elongate, flattened, glabrous, shiny.

Head: anterior clypeal margin scarcely emarginate medially, surface flat, sparsely punctured; frons and vertex convex, punctured, punctures a little larger than those on clypeus 2–3 diameters apart, spaces microsculptured. Eyes reduced to a few facets, transverse, finely prominent. Antenna 11-segmented with 2-segmented club (Fig. 1).

Pronotum elongate (30:27), widest at anterior one-third, narrowing basally; anterior margin scarcely emarginate, unbordered; lateral



Figs 1–2: 1, *Cerylon wittmeri* n.sp., dorsal side. 2, *C. humeridens* Grouv., dorsal side.

margins entirely, narrowly bordered; pronotal base slightly sinuate laterally, not bordered; anterior angles rounded, not prominent, posterior ones acute, slightly prominent; disk flat, punctured, punctures much larger laterally and basally than medially, 1–3 diameters apart, spaces reticulated; sublateral impressions small, coarser than disk punctured.

Scutellum transverse, triangular, impunctate.

Elytra elongate (65:35), widest at middle, strongly narrowing apically; each elytron with 4 rows of coarse punctures, striae punctures much larger than those on pronotal disk, separated longitudinally by one or less diameter; intervals slightly convex, finely reticulate.

Ventral side: sternum coarsely and densely punctured, punctures 1–2 diameters apart, spaces reticulate; prosternal process widened apically, flat, densely punctured; procoxal cavities narrowly closed behind; mesosternum flat, wide; metasternum longitudinally impre-

ssed basomedially with short femoral lines; ventrite I coarsely punctured anterolaterally, with short femoral lines; ventrites II–V finely punctured, spaces reticulated.

Legs: tibiae slightly widened apically; tarsi 4-segmented. Length 2.4 mm, width 0.85 mm.

Holotype: India, Kashmir, Yusmara, 2300–2400 m, 5.VII.1976, W. Wittmer.

Dedicated to Dr. Walter Wittmer of the Natural History Museum in Basel.

## 2. *bhutanensis* group

### **Cerylon humeridens** GROUV.

Fig. 2.

*Cerylon humeridens* GROUVELLE, 1903, Ann. Soc. ent. France 72: 121.

Material: Bhutan, Kharbandi, VIII. 1976, Dorjee Khandu, (1 ex.); India, Darjeeling Distr., Tiger Hill, 2150 m, 27.V. 1975, W. Wittmer (2 ex.); Chim-Khona (Ghum) 2200 m, 28.V. 1975, W. Wittmer (15 ex.); Darjeeling, 2150 m, 3.V. 1975, W. Wittmer (1 ex.).

Distribution: India: Darjeeling Distr.; Bhutan (n. patr.).

### **Cerylon globosum** n. sp.

Fig. 3.

Body oval, convex, darkbrown to black, shiny, dorsal side pilose.

Head: Anterior clypeal margin straight or scarcely emarginate medially, surface convex, densely, coarsely punctured, setigerous punctures separated by 0.5 diameter; frons and vertex convex, coarsely punctured, punctures a little larger than those on clypeus, 0.3 diameter apart. Eyes fully developed, coarsely faceted, prominent. Antenna 10-segmented with 1-segmented club, segment III 1.3 × as long as wide (Fig. 3).

Pronotum transverse (27:43), widest at middle, narrowed basally; anterior angles rounded, somewhat prominent; lateral margins indistinctly bordered; pronotal base nearly straight, not bordered; posterior angles nearly rectangular; disk convex, coarsely punctured, large punctures 2 × as large as those on vertex, 0.3 diameter apart; sublateral impressions large, as coarsely as disk punctured, spaces with long, yellowish setae.

Scutellum triangular, transverse, sparsely punctured.

Elytra broadly oval (60:50), widest at their one-third; humeral tooth small, acute; each elytron with 10–11 more or less regular rows

of striae punctures, striae punctures nearly as large as those on pronotal disk, separated longitudinally by 0.5–0.7 diameter, each puncture bearing long, yellow seta; intervals narrow, as wide as striae punctures, slightly convex, glabrous.

Ventral side densely, coarsely punctured; procoxal cavities closed behind; prosternal process widened apically, flat, coarsely punctured; femoral lines and median line absent.

Legs: protibia with short apical tooth; tarsi 4-segmented.

Length 2.3 mm, width 1.25 mm.

Types: Holotype: India, Upper Shillong, 1900 m, 13.V.1976, W. Wittmer, C. Baroni U. Paratypes: same data as holotype (1 ex.); Upper Shillong, Mawphlang, 1850 m, 15.V.1976, Wittmer, Baroni U. (4 ex.).

Note: This species may be distinguished from all known species of the *bhutanensis* group by coarsely punctured pronotum and by 10–11 rows of coarse punctures on elytra.

### 3. *yeti* group

#### ***Cerylon montanus* n. sp.**

Fig. 4.

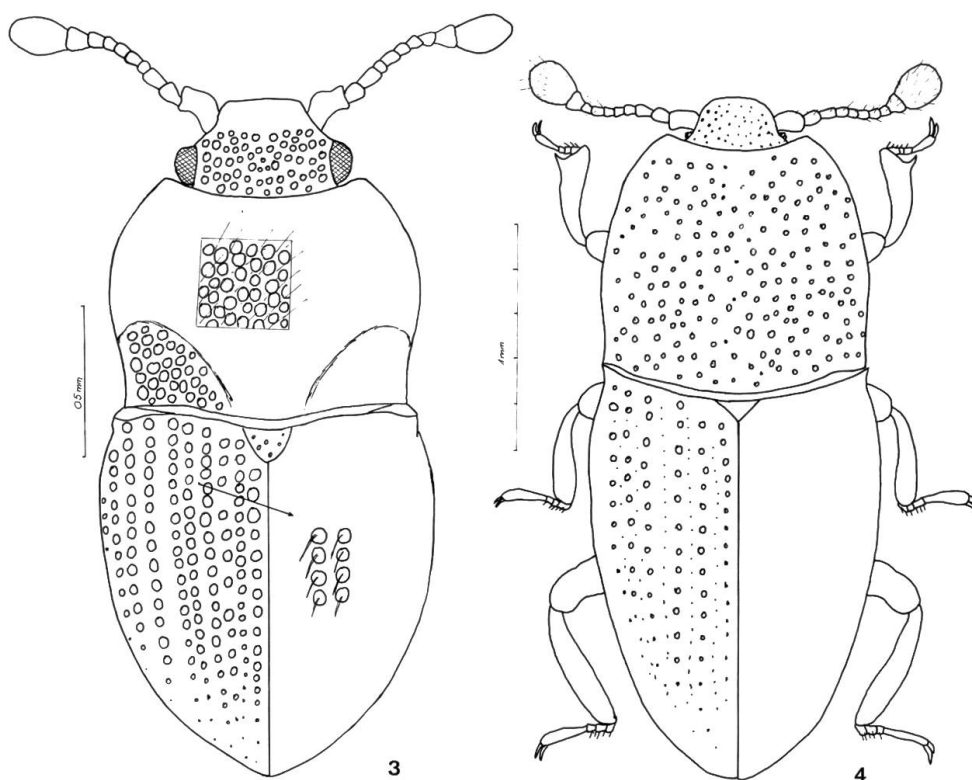
Body elongate-oval, slightly convex, sparsely pubescent, brown.

Head: anterior clypeal margin straight, surface flat, sparsely punctured; frons and vertex slightly convex, densely punctured, punctures transversely elongate medially, rounded laterally, separated by 1–2 diameters. Eyes reduced to a few facets, slightly prominent. Antenna 10-segmented with 1-segmented club, segment II as long as segment III (Fig. 4).

Pronotum transverse (40:48), widest at middle, narrowing basad and anterad; anterior margin straight; anterior angles obtuse, not prominent; lateral margins narrowly bordered; pronotal base nearly straight, not bordered; disk coarsely punctured, punctures larger than those on vertex, round, 1 diameter apart, spaces reticulate; sublateral impressions absent.

Scutellum transverse, triangular, sparsely punctured.

Elytra broadly-oval (70:55), widest at basal one-third, moderately strongly narrowing apically; each elytron with 7 fully developed rows of striae punctures, striae not grooved; striae punctures as large as on pronotal disk, longitudinally separated by 1–1.5 diameter; intervals micropunctured, reticulated.



Figs 3–4: 3, *Cerylon globosum* n.sp., dorsal side. 4, *C. montanus* n.sp., dorsal side.

Ventral side: sternum like pronotum densely and coarsely punctured; procoxal cavities closed behind; prosternal process widened apically, flat, like prosternum punctured; mesosternum concave, carinate medially; ventrites sparsely punctured.

Legs: protibia with long subapical tooth; tarsi 4-segmented.

Length 2.9 mm, width 1.2 mm.

Types: Holotype: India, Darjeeling Distr., Lopchu Ghum, 9.V.1975, W. Wittmer. Paratypes: same data as holotype (1 ex.); Darjeeling Distr., Rimbick, 2350 m, W. Wittmer (1 ex.); Bhutan, Dorjula, 3100 m, 2.IX.1976, Dorjee Khandu (1 ex.).

Note: This species is similar to *C. yeti* Ślip. in having pronotum without subbasal impressions, but differ from that species by protibia with long subapical tooth.

**Key to Himalayan Cerylon**

- |     |                                                                                                                        |    |
|-----|------------------------------------------------------------------------------------------------------------------------|----|
| 1.  | Antenna 11-segmented with 2-segmented club . . . . .                                                                   | 2  |
| –   | Antenna 10-segmented with 1-segmented club . . . . .                                                                   | 3  |
| 2.  | Each elytron with 6 rows of punctures, strial punctures smaller than those on pronotal disk. <b>mirabilis</b> Ślip.    |    |
| –   | Each elytron with 4 rows of coarse punctures, punctures larger than those on pronotal disk. <b>wittmeri</b> n. sp.     |    |
| 3.  | Eyes fully developed . . . . .                                                                                         | 4  |
| –   | Eyes reduced, transverse . . . . .                                                                                     | 9  |
| 4.  | Pronotum without or with very limited subbasal impressions; surface glabrous. <b>ferrugineum</b> Steph.                |    |
| –   | Pronotum with large subbasal impressions; surface setose . .                                                           | 5  |
| 5.  | Elytral intervals glabrous, impunctate . . . . .                                                                       | 6  |
| –   | Elytral intervals pilose . . . . .                                                                                     | 8  |
| 6.  | Each elytron with 10–11 rows of strial punctures, punctures as large as those on pronotal disk. <b>globosum</b> n. sp. |    |
| –   | Each elytron with 6–7 rows of strial punctures, punctures smaller than those on pronotal disk . . . . .                | 7  |
| 7.  | Pronotum with sides parallel from middle to base. <b>saetulosum</b> Champ.                                             |    |
| –   | Pronotum with sides converging at base. <b>bhutanensis</b> Dajoz                                                       |    |
| 8.  | Protibia without apical tooth; pronotum widest at middle, narrowing basad. <b>popei</b> Ślip.                          |    |
| –   | Protibia with apical tooth; pronotum widest at base, narrowing anterad. <b>humeredens</b> Grouv.                       |    |
| 9.  | Subbasal impressions present. <b>katmandu</b> Dajoz                                                                    |    |
| –   | Subbasal impressions absent . . . . .                                                                                  | 10 |
| 10. | Protibia with apical tooth. <b>montanus</b> n. sp.                                                                     |    |
| –   | Protibia without apical tooth. <b>yeti</b> Ślip.                                                                       |    |

**Cautomus Sharp**

*Cautomus* SHARP, 1885, Journ. Linn. Soc. Zool. London 19: 82.

*Aculagnathus* OKE, 1932, Proc. R. Soc. Victoria 44: 22.

This genus is represented in the Himalayan Region by a single species from the subgenus *Leptoxycheilus* Besuchet.

**Cautomus (Leptoxycheilus) myops Bes.**

*Cautomus (L.) myops* BESUCHET, 1972, Rev. suisse Zool. 79(1): 130.



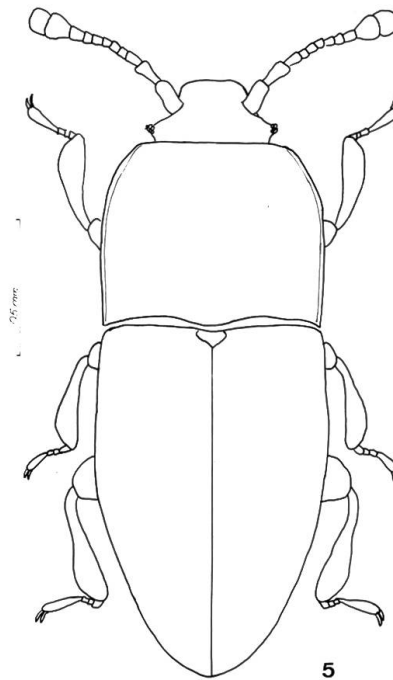


Fig. 5: *Philothermus brancuccii* n. sp., dorsal side.

Material: Nepal, Thodung via Those, 3100 m, 29.–31.V.1976, W. Wittmer, C. Baroni U. (1 ex.).

Distribution: Nepal.

### ***Philothermus* Aubé**

*Philothermus* Aubé, 1848, Ann. Soc. ent. France 1(2): 93.

This genus is represented in the Himalayan Region by two endemic species, distinguished from remaining members of this genus by strongly reduced eyes.

### ***Philothermus brancuccii* n. sp.**

Fig. 5.

Body elongate, subparallel, convex, brown, shiny, glabrous.

Head: anterior clypeal margin scarcely emarginate medially or nearly straight, surface slightly convex, sparsely punctured; frons and vertex nearly flat, sparsely punctured, spaces reticulate. Eyes reduced, transverse, prominent. Antenna 11-segmented with 2-segmented club, segment III 2 × as long as wide (Fig. 5).

Pronotum slightly transverse (23:30), nearly parallel-sided; anterior margin straight, not bordered; anterior angles rounded; lateral

margins slightly converging basad and apicad, entirely bordered; sides not explanate; pronotal base finely prominent medially, sinuate laterally; posterior angles acute, slightly prominent; disk convex, finely punctured, punctures 1.5–2 diameters apart, spaces finely reticulate; subbasal impressions absent.

Scutellum triangular, transverse, impunctate.

Elytra elongate (50:35), nearly parallelsided in basal half, narrowing apically; each elytron with 6 rows of strial punctures, punctures slightly larger than those on pronotal disk, separated longitudinally by 1–2 diameters; intervals flat, as wide as 2–3 diameters of strial punctures, micropunctured, glabrous.

Ventral side: procoxal cavities open behind; prosternal process narrow, parallelsided, flat, impunctate; mesosternum narrow, concave; metasternum and ventrite I sparsely punctured, reticulated.

Legs: hindtibia in holotype short and widened apically, in paratype longer, slender and curved (sexual characters?).

Length 2.1 mm, width 0.75 mm.

Types: Holotype, India Him. Pradesh, Chopal, 2400–2750 m, 7. V. 1977, W. Wittmer, M. Brancucci. Paratype: India, Kashmir, Daksum, 9.–13. VII. 1976, W. Wittmer.

Named after Dr. Michel Brancucci of the Natural History Museum in Basel.

### Key to Himalayan Philothermus

1. Lateral sides of pronotum widely explanate; each elytron with 7 rows of punctures. **nepalensis** Dajoz
- Lateral sides of pronotum not explanate; each elytron with 6 rows of strial punctures. **brancuccii** n. sp.

### Catalogue of the Himalayan Cerylonidae

Genus: **Cerylon** Latreille, 1802.

#### I. *mirabilis* group

*C. mirabilis* ŚLIPIŃSKI, 1981, Pol. Pismo Ent. 51: 000. India: Kashmir, Him. Pradesh

*C. wittmeri* n. sp. India: Kashmir

II. *bhutanensis* group

*C. bhutanensis* DAJOZ, 1975, Ent. Basil. 1: 309. Bhutan

*C. globosum* n. sp. India: Upp. Shillong

*C. popei* ŚLIPIŃSKI, 1980, Pol. Pismo Ent. 50: 399. Nepal

*C. saetulosum* CHAMPION, 1922, Ent. Month. Mag. 58: 72. India; Shillong

*C. humeridens* GROUVELLE, 1903, Ann. Soc. ent. France 72: 121. Bhutan,

India: Darjeeling

III. *yeti* group

*C. montanus* n. sp. Bhutan, India: Darjeeling

*C. katmandu* DAJOZ, 1979, Bull. Soc. linn. Lyon 48: 448. Nepal

*C. yeti* ŚLIPIŃSKI, 1981, Pol. Pismo Ent. 51: 000 India: Kashmir

## IV. European species

*C. ferrugineum* STEPHENS, 1830, III. Brit. Ent. Mandib. III: 98. Europe,

Iran, Turkey, Bhutan

Genus: **Philothermus** AUBÉ, 1843.

*P. brancuccii* n. sp. India: Him. Pradesh, Kashmir

*P. nepalensis* DAJOZ, 1979, Bull. Soc. linn. Lyon 48: 447. Nepal

Genus: **Cautomus** Sharp, 1885.

*C. (L.) myops* BESUCHET, 1972, Rev. suisse. Zool. 79(1): 130. Nepal

### Acknowledgements

I am greatly indebted to Dr. Michel Brancucci of the NHM in Basel for loan of specimens to this study, and to Mr. Ray J. W. Aldridge of BMNH London for his observation on the holotype of *Cerylon saetulosum* Champion.

### References

- DAJOZ, R. (1975): *Coleoptera: Fam. Colydiidae et Cerylonidae*, in: *Ergebnisse der Bhutan-Expedition 1972 des Naturhistorischen Museums Basel*. Ent. Bas. 1: 293–311.
- DAJOZ, R. (1979): *Coléoptères Cerylonidae nouveaux ou peu connus*. Bull. Soc. linn. Lyon 48(7): 441–452.
- ŚLIPIŃSKI, S. A. (1980): *New species of Cerylonidae (Coleoptera)*. Pol. Pismo Ent. 50: 397–411.
- ŚLIPIŃSKI, S. A. (1981): *New and little known species of the Cerylonidae (Coleoptera)*. Pol. Pismo Ent. 51: (in press)

Author's address:

Dr. Stanislaw A. Ślipiński

Institute of Forest and Wood Protection

Warsaw Agricultural University

Station of Formation and Protection of Forests

Ecosystems in Stara Brda Pilska

77-208 Pietrzykowo, Poland