

**Zeitschrift:** Entomologica Basiliensia  
**Band:** 26 (2004)

**Artikel:** Malawian Clytrinae : new faunal data and a description of four new species (Coleoptera: Chrysomelidae)  
**Autor:** Medvedev, Lev N. / Kantner, František  
**DOI:** <https://doi.org/10.5169/seals-980837>

### **Nutzungsbedingungen**

Die ETH-Bibliothek ist die Anbieterin der digitalisierten Zeitschriften. Sie besitzt keine Urheberrechte an den Zeitschriften und ist nicht verantwortlich für deren Inhalte. Die Rechte liegen in der Regel bei den Herausgebern beziehungsweise den externen Rechteinhabern. [Siehe Rechtliche Hinweise.](#)

### **Conditions d'utilisation**

L'ETH Library est le fournisseur des revues numérisées. Elle ne détient aucun droit d'auteur sur les revues et n'est pas responsable de leur contenu. En règle générale, les droits sont détenus par les éditeurs ou les détenteurs de droits externes. [Voir Informations légales.](#)

### **Terms of use**

The ETH Library is the provider of the digitised journals. It does not own any copyrights to the journals and is not responsible for their content. The rights usually lie with the publishers or the external rights holders. [See Legal notice.](#)

**Download PDF:** 08.11.2024

**ETH-Bibliothek Zürich, E-Periodica, <https://www.e-periodica.ch>**

## Malawian Clytrinae: new faunal data and a description of four new species (Coleoptera: Chrysomelidae)

by Lev N. Medvedev & František Kantner

**Abstract.** This paper provides new faunal data for the Malawian Clytrinae. Four species new to science are described: *Afrophthalma nigricapitis* sp.nov., *A. malawica* sp.nov., *A. bezdeki* sp.nov., and *Melitonoma libenae* sp.nov. The main diagnostic characters of the four species are described and illustrated, including figures of male and female genitalia (except for *A. bezdeki* sp.nov. in which only males are known).

**Key words.** Coleoptera – Chrysomelidae – Clytrinae – *Afrophthalma* – *Melitonoma* – taxonomy – Malawi – new species – Afrotropical Region

### Introduction

African members of the large subfamily Clytrinae, leaf beetles, are still poorly known. For the Malawian fauna, some recent data has been provided by MEDVEDEV & SCHOELLER (2001) and several new taxa were described by MEDVEDEV (1992) and MEDVEDEV & REGALIN (1998). However, the Clytrinae of Malawi have never been completely revised and faunal data from this country is rare.

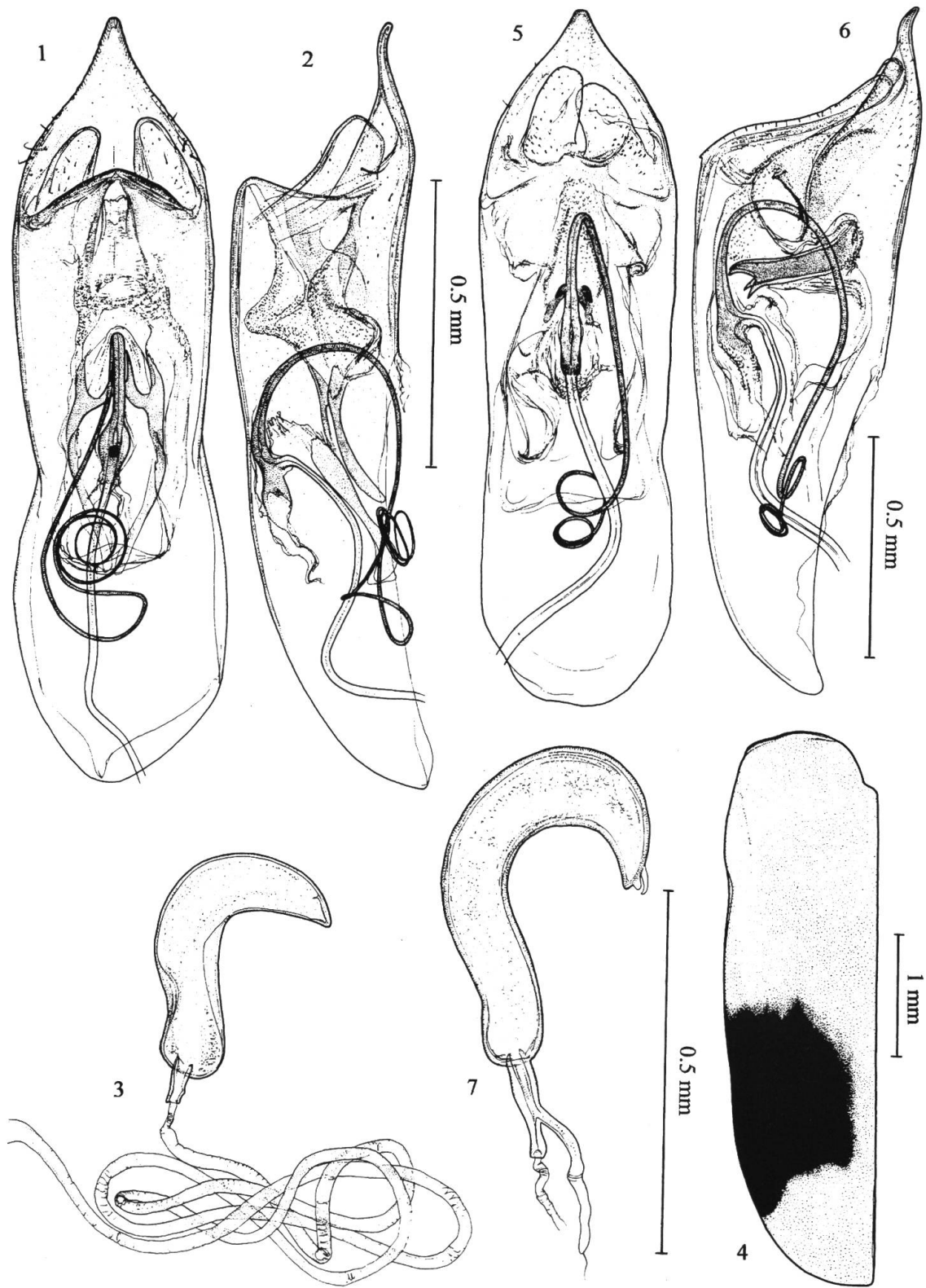
The present paper thus contributes towards a more complete knowledge of the group in the region. It is mainly based on the prolific material, containing more than seven hundred specimens of Clytrinae, collected in the course of a Czech entomological expedition to Malawi in 2001/2002. In addition, it reviews all the available published data. In total, faunal data for 49 species or subspecies is presented, and the following four species are described as new to science: *Afrophthalma nigricapitis* sp.nov., *A. malawica* sp.nov., *A. bezdeki* sp.nov., and *Melitonoma libenae* sp.nov.

### Material and methods

The material is deposited in the following collections:

NHMB . . . . . Naturhistorisches Museum, Basel, Switzerland (Eva Sprecher-Uebersax)  
FKCC . . . . . František Kantner collection, Lipí u Českých Budějovic, Czech Republic  
JBBC . . . . . Jan Bezděk collection, Brno, Czech Republic  
LMMR . . . . . Lev N. Medvedev collection, Moscow, Russia  
MZBC . . . . . Miroslav Zúber collection, Bradlec, Czech Republic

Locality labels of the type material are cited in the original version; only the dates have been converted into English style. Locality names of the additional material examined are transliterated. Male and female genitalia figured in this paper are preserved in microvials with glycerol and placed under the beetle on the same pin.



**Figs 1–7.** 1–3, *Afrophthalma nigricapitis* sp.nov.: 1, aedeagus in dorsal view (holotype); 2, aedeagus in lateral view (holotype); 3, spermatheca (paratype); 4–7, *Afrophthalma malawica* sp.nov.: 4, elytral pattern (holotype); 5, aedeagus in dorsal view (holotype); 6, aedeagus in lateral view (holotype); 7, spermatheca (paratype).

## Taxonomy

### *Afrophthalma nigricapitis* sp.nov. (Figs 1–3)

**Type material.** Holotype (male): “Afr.: MALAWI centr., DEDZA env., 85 km SE of Lilongwe, 7–13.i.2002, leg. F. & L. Kantner” (NHMB).

Paratypes: same data as holotype (NHMB: 2 males, 2 females; FKCC: 77 males, 56 females; LMMR: 17 males, 10 females); same locality as holotype, 6–13.i.2002, leg. M. Obořil (FKCC: 1 male, 1 female); same data, leg. J. Bezděk (JBBC: 20 males, 16 females); Malawi bor.-occ., Kasungu env., 140 km N Lilongwe, 28–29.xii.2001, leg. F. & L. Kantner, (FKCC: 5 males, 2 females; LMMR: 1 male 1 female); Malawi bor.-occ., 100 km N of Kasungu, 40 km S Mzimba, 30.xii.2001, leg. F. & L. Kantner, (FKCC: 1 male, 2 female); Malawi centr., Kahingina Forest Reserve, 70 km N of Kasungu, 29–30.xii.2001, leg. J. Bezděk (JBBC: 1 male, 2 females); Malawi centr., Luwawa, 30 km S of Mzimba, 30–31.xii.2001, leg. J. Bezděk (JBBC: 1 female).

**Description.** Coloration: Body fulvous; head except labrum, mandibles, last palpomeres, antennal segments 3 (or 4) to 11 and scutellum black. Head on ventral side (except mouthparts), prosternal process, mesosternum, metasternum and abdominal sternites black. Legs completely fulvous, only tarsi darkened apically.

Body narrow, elongate. Head slightly wider than prothorax near anterior margin, frons broad, two times as wide as diameter of eye, with groove in the middle, nearly impunctate and not pubescent. Clypeus also impunctate, impressed, its anterior margin with trapeziform excavation. Antennae distinctly serrated from segment 5, segments 2–4 very short, segment 4 feebly triangular, segments 5–8 wider than apical ones.

Prothorax 1.5 times as wide as long, narrowed anteriorly, sides feebly rounded, surface glossy, impunctate, except for a few punctures at base before scutellum. Scutellum trapeziform, impunctate. Elytra 1.9 times as long as wide, lustrous, very finely but densely punctate.

Aedeagus with elongate triangular apex (Figs 1–2). Macropterous.

Female. Anterior tarsi and tibiae slightly more slender, last abdominal sternite with round depression. Spermatheca as in Fig. 3.

Length of body 3.5–5.1 mm (holotype 5.1 mm).

**Differential diagnosis.** *A. nigricapitis* sp.nov. is closely related to *A. nitidiceps* (Lacordaire, 1848) but differs from the latter in the fulvous labrum and legs, the shallower excavation of the clypeus, and the narrower aedeagus with an elongate apical part. It differs from dark specimens of *A. filiformis* (Lacordaire, 1848) in the black scutellum and underside as well as in the form of the aedeagus. From *A. pygmaea* Medvedev et Erber, 2003, it differs in the colour of the labrum and the femora and in the quite different structure of the aedeagus.

**Etymology.** From Latin *niger* = black and *caput* = head, referring to the coloration of the head.

### *Afrophthalma malawica* sp.nov. (Figs 4–7)

**Type material.** Holotype (male): “Malawi centr., Dedza env., 16–18.xii.2001, leg. J. Bezděk” (NHMB).

Paratypes: same locality as holotype, 7–13.i.2002, leg. F. & L. Kantner, (FKCC: 1 female; LMMR: 1 female); same locality, 18.xii.2001, leg. F. & L. Kantner, (FKCC: 1 female).

**Description.** Coloration. Entirely fulvous, only antennal segments 5–11 and large spot on posterior half of elytra black, elytral spot not reaching lateral margin of elytra (Fig. 4).

Male. Body elongate, almost parallel-sided, frons narrowed posteriorly, moderately broad, 1.3 times as wide as eye diameter, distinctly punctate, with three grooves; vertex with feebly impressed longitudinal line. Clypeus impunctate, with triangularly emarginate anterior margin. Antennae serrated from segment 5, segment 2 very short, segment 4 feebly triangular, serrated segments almost as wide as long.

Prothorax 1.5 times as wide as long, narrowed anteriorly, sides almost straight, surface lustrous and nearly impunctate. Scutellum trapeziform, flat and impunctate. Elytra lustrous, finely punctate, each with feeble depression behind scutellum.

Aedeagus (Figs 5–6) thick in lateral view, with elongate triangular apex. Macropterous.

Female. Body widened posteriorly, last abdominal sternite with oblong depression. Spermatheca as in Fig. 7.

Length of body 5.8–7.2 mm (holotype 6.6 mm).

**Differential diagnosis.** The new species is very similar to aberrant specimens of *A. apicalis* (Jacoby, 1891) and *A. zanzibarica* (Lefèvre, 1877) but is easily distinguished by the triangular (not quadrangular) emargination of the anterior margin of the clypeus. *Afrophthalma elongata* (Jacoby, 1897) also possesses a triangularly emarginate clypeus but differs from *A. malawica* sp.nov. in its unicoloured elytra.

**Etymology.** Patronymic.

*Afrophthalma bezdeki* sp.nov. (Figs 8–11)

**Type material.** Holotype (male): “Malawi centr., Kasungu env., 27–29.xii.2001, leg. J. Bezděk” (NHMB).  
Paratype: same data as holotype, (LMMR: 1 male).

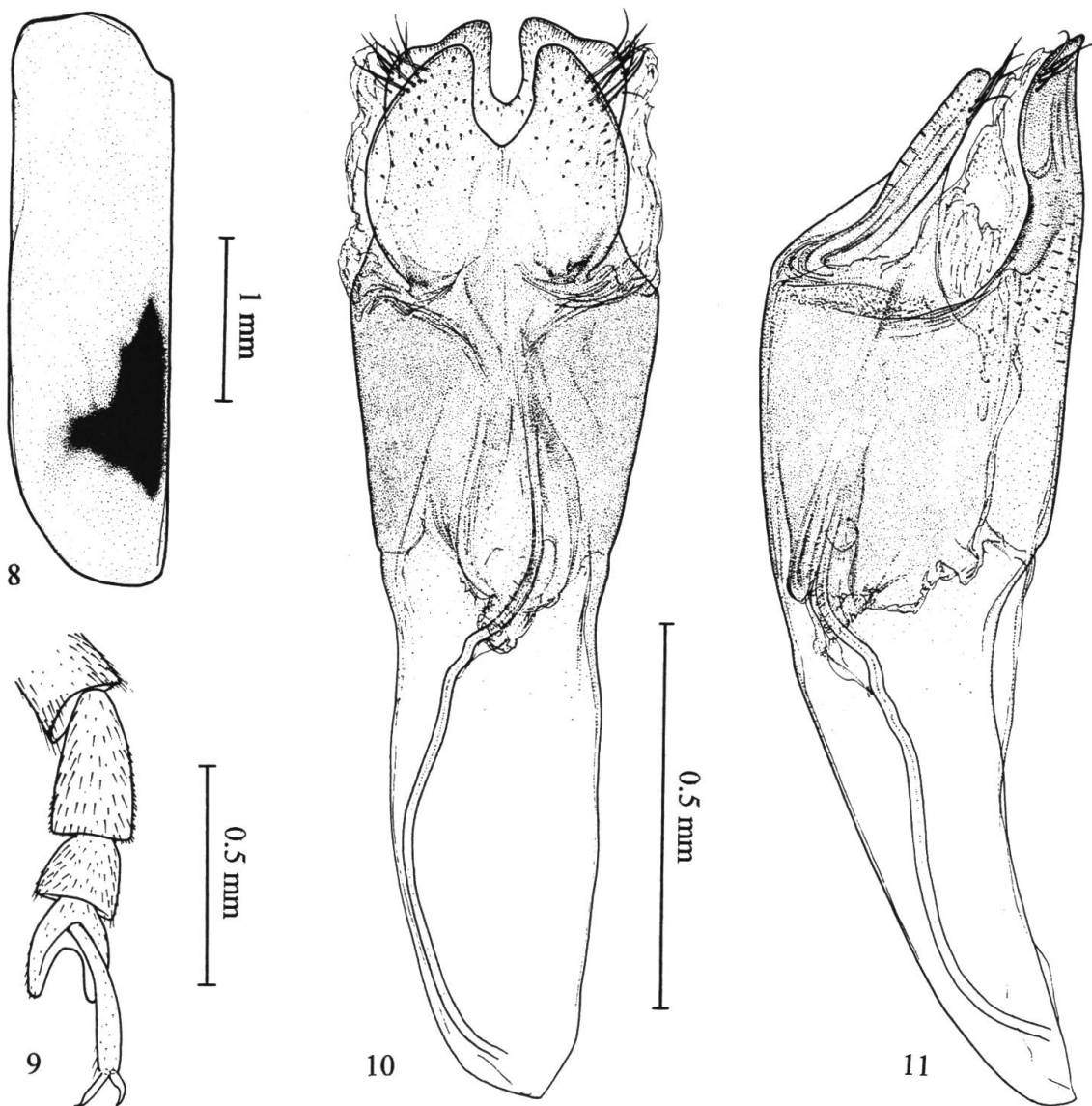
**Description.** Coloration. Body black; antennal segments 1–3 and small spot behind eyes fulvous. Elytra fulvous, each elytron with small elongate-triangular spot beyond centre along suture (Fig. 8). In paratype, anterior margin of prothorax fulvous on the sides.

Male. Body narrow, elongate, cylindrical. Anterior margin of clypeus with very shallow triangular emargination, its surface almost impunctate. Frons broad, twice as wide as diameter of eye, deeply and densely punctate, with groove in middle; vertex finely and sparsely punctate. Antennae serrated from segment 4, segment 4 much smaller than following ones.

Prothorax 1.6 times as wide as long, strongly convex, narrowed anteriorly, with rounded lateral margins and obtuse hind angles, surface lustrous, without any impressions, finely and sparsely punctate. Scutellum triangular with rounded apex, lustrous and impunctate. Elytra 1.8 times as long as wide, lustrous, feebly punctate. Anterior tarsi feebly elongate, with segment 1 about twice as long as wide, middle tarsi as in Fig. 9.

Aedeagus as in Figs 10–11. Macropterous.

Length of body 5.0–6.1 mm (holotype 5.0 mm).



**Figs 8–11.** *Afrophthalma bezdeki* sp.nov.: 8, elytral pattern (holotype); 9, middle tarsus (holotype); 10, aedeagus in dorsal view (holotype), 11, aedeagus in lateral view (holotype).

**Differential diagnosis.** *Afrothalmus bezdeki* sp.nov. is most closely related to *A. basilewskyi* Medvedev, 1993 from the Congo but differs from the latter in its much larger and distinctly triangular antennal segment 4, more obtuse hind angles of the prothorax, feebly emarginate anterior margin of the clypeus and different structure of the aedeagus.

**Etymology.** Dedicated to our friend Jan Bezděk (Brno, Czech Republic), a Chrysomelidae specialist and the collector of this new species.

***Melitonoma libenae* sp.nov.** (Figs 12–18)

**Type material.** Holotype (male): “Afr.: MALAWI centr., DEDZA env., 85 km SE of Lilongwe, 7–13.i.2002, leg. F. & L. Kantner” (NHMB).

Paratypes: same data as holotype, (FKCC: 7 males, 9 females; NHMB: 1 female; LMM: 1 female); same locality, 6–13.i.2002, leg. M. Obořil (FKCC: 2 females; LMMR: 1 male, 1 female); same data, leg. J. Bezděk (JBBC: 5 males, 6 females); same locality, 16–18.xii.2001, leg. J. Bezděk (JBBC: 1 male); same locality, 15.i.1998, leg. Kondler (FKCC: 1 male, 1 female); Malawi, Ntchisi, 25–29.iii.2000, leg. F. Pavel (FKCC: 1 female; LMMR: 1 female).

**Description.** Coloration. Body black, antennal segments 1–3, prothorax and elytra fulvous, prothorax with large and bilobed basal black band separated from lateral margin of prothorax, elytra with median and preapical bands, humeral spot prolonged towards the rear and connected with median band, broad sutural stripe from scutellum to apical declivity and extreme apex black (Fig. 12). This elytral pattern is of the six-spotted type, arranged 2–2–2.

Male. Body cylindrical. Head enlarged, without pubescence, clypeus broad, slightly emarginate in middle of anterior margin, frons uneven, flattened, with impressions and fine rugosities, but without distinct punctures, vertex smooth and convex, mandibles with strongly elevated basal lobe, curved inwards, their upper margin acute (Figs 13–14). Antennae serrated from segment 4, which is much smaller than segment 5, segments 6–10 slightly wider than long.

Prothorax broader than head, 1.7 times as wide as long, surface lustrous, finely punctate, with impression on each side of base. Scutellum triangular with rounded apex. Elytra 1.6 times as long as wide, lustrous, distinctly punctate, interspaces of punctures microsculptured or with microscopic dots. All tarsi very narrow, anterior tarsi not enlarged (Fig. 17).

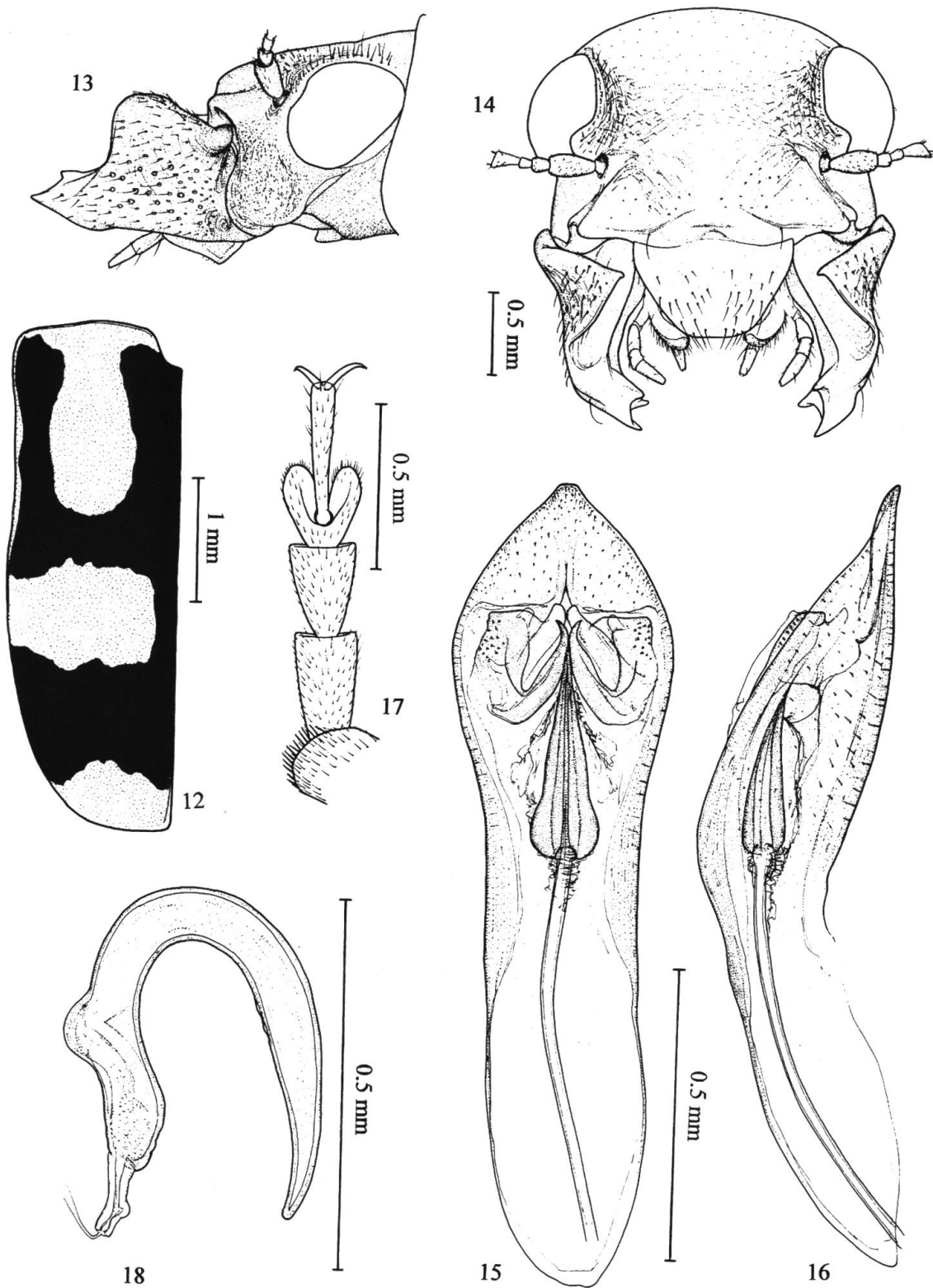
Aedeagus (Figs 15–16) with triangular apex and without distinct impressions on underside. Macropterous.

Female. Head not enlarged, anterior margin of clypeus triangularly emarginate, mandibles simple, antennal segments 1–3 partly darkened, elytra widest beyond centre, last abdominal sternite with round depression. Spermatheca as in Fig. 18.

Length of body 5.9–7.0 mm (holotype 6.5 mm).

**Differential diagnosis.** This species is part of a comparatively well-known group characterized by modified male mandibles with elevated basal lobes, often curved inwards (MEDVEDEV 2000). The new species is very similar to *M. mandibularis* Weise, 1909 in the structure of the clypeus, mandibles and aedeagus, but differs from the latter





**Figs 12–18.** *Melitonoma libenae* sp.nov.: 12, elytral pattern (holotype); 13, left mandible in lateral view (holotype); 14, clypeus and mandibles from above (holotype); 15, aedeagus in dorsal view (holotype); 16, aedeagus in lateral view (holotype); 17, anterior tarsus (holotype); 18, spermatheca (paratype).



and all other species of this group in the elytral pattern with a black suture. *Melitonoma libenae* sp.nov. has six-spotted elytra (2–2–2), while all other species of the group have five-spotted elytra (1–2–2) and without dark suture.

**Etymology.** Dedicated to Liběna Kantnerová, wife of the second author, for her kind support and active participation in numerous entomological expeditions.

### Faunal data

#### *Afrophthalma bezdeki* sp.nov.

**Material examined.** See description above.

#### *Afrophthalma bilineella* (L. Medvedev, 1969)

**Material examined.** Malawi bor.occ., 100 km N of Kasungu, 40 km S of Mzimba, 30.xii.2001, leg. F. & L. Kantner, (FKCC: 9 males, 9 females; LMMR: 4 males, 5 females); Malawi bor.-occ., Kasungu env., 140 km N of Lilongwe, 28–29.xii.2001, leg. F. & L. Kantner, (FKCC: 6 males, 4 females); same locality, 27–29.xii.2001, leg. M. Obořil (FKCC: 1 female); same data, leg. J. Bezděk (JBBC: 1 male); Malawi centr., Kahingina Forest Reserve, 70 km N of Kasungu, 29–30.xii.2001, leg. J. Bezděk (JBBC: 15 spec.; LMMR: 5 spec.).

#### *Afrophthalma elongata* (Jacoby, 1897)

**Material examined.** Malawi centr., Selima env., 5–6.i.2002, leg. M. Obořil (FKCC: 1 male). Malawi centr., Dedza env., 85 km. SE of Lilongwe, 7–13.i.2002, leg. F. & L. Kantner, (FKCC: 2 males, 3 female; LMMR: 2 male, 2 females); same locality, 6–13.i.2002, leg. M. Obořil (FKCC: 1 male); same data, leg. J. Bezděk (JBBC: 7 males, 7 females: FKCC: 2 males, 2 females; LMMR: 1 male, 1 female); Malawi centr., Kasungu env., 27–29.xii.2001, leg. M. Obořil (FKCC: 1 male).

**Comments.** All specimens examined are “var. *kwaiensis*”. This was originally described as a separate species (*Cyaniris kwaiensis* Weise, 1902) but was recently synonymized (downgraded to “variety level”) by MEDVEDEV (1993).

#### *Afrophthalma filiformis* (Lacordaire, 1848)

**Material examined.** Malawi mer., Mulanje Mts. env., 22–26.xii.2001, leg. M. Obořil (FKCC: 1 female); Malawi centr., KASUNGU env., 27–29.xii.2001, leg. J. Bezděk (JBBC: 1 female); Malawi centr., Luwawa, 30 km S of Mzimba, 30–31.xii.2001, leg. J. Bezděk (JBBC: 1 male).

#### *Afrophthalma lefevrei* (Chapuis, 1880)

**Material examined.** Malawi bor.-or., Nkhata Bay env., rain forest, 1.i.2002, leg. F. & L. Kantner (FKCC: 1 female); Malawi centr., Kahingina Forest, 70 km N of Kasungu, 29–30.xii.2001, leg. M. Obořil (FKCC: 1 male); same data, leg. J. Bezděk (JBBC: 1 male).

***Afrophthalma malawica* sp.nov.**

**Material examined.** See description above.

***Afrophthalma neptunus* L. Medvedev et Regalin, 1998**

**Material examined.** Malawi centr., Kahingina Forest Reserve, 70 km N of Kasungu, 29–30.xii.2001, leg. M. Obořil (FKCC: 1 male).

***Afrophthalma nigricapitis* sp.nov.**

**Material examined.** See description above.

***Afrophthalma zanzibarica* (Lefèvre, 1877)**

**Material examined.** Malawi centr., Dedza env., 85 km SE of Lilongwe, 7–13.i.2002, leg. F. & L. Kantner, (FKCC: 7 males, 3 females; LMMR: 2 males, 3 females); same locality, 6–13.i.2002, leg. M. Obořil (FKCC: 1 female); same data, leg. J. Bezděk (JBBC: 4 males, 5 females); Malawi centr., Selima env., 60 km E of Lilongwe, 2–4.i.2002, leg. F. & L. Kantner, (FKCC: 3 males); Malawi bor.-occ., Kasungu env., 140 km N of Lilongwe, 28–29.xii.2001, leg. F. & L. Kantner, (FKCC: 2 females); Malawi centr., Kasungu env., 27–29.xii.2001, leg. J. Bezděk (JBBC: 1 male); Malawi mer., Chikwawa, 40 km of Blantyre, 20–21.xii.2001, leg. J. Bezděk (JBBC: 1 male).

***Afrophthalma* sp.**

**Material examined.** Malawi bor.-occ., 100 km N of Kasungu, 40 km S Mzimba, 30.xii.2001, leg. F. & L. Kantner, (FKCC: 1 female); Malawi centr., Kahingina Forest, 70 km N of Kasungu, 29–30.xii.2001, leg. M. Obořil (FKCC: 1 female).

**Comments.** These specimens resemble *A. malawica* sp.nov. but the black spot on the posterior part of the elytra reaches the lateral margin of the elytra, the body is parallel-sided, and the elytra lack any depression. Most importantly, the spermatheca is quite different. They may constitute a new species, but male specimens are required for an exact determination.

***Anisognatha nigromaculata* L. Medvedev, 1993**

**Material examined.** Malawi centr., Dedza env., 85 km SE of Lilongwe, 7–13.i.2002, leg. F. & L. Kantner, (FKCC: 3 males, 3 females; LMMR: 1 male); same locality, 6–13.i.2002, leg. J. Bezděk (JBBC: 3 males, 1 female; LMMR: 1 female); Malawi centr., Kahingina Forest Reserve, 70 km N of Kasungu, 29–30.xii.2001, leg. J. Bezděk (JBBC: 1 female).

***Anisognatha* sp.**

**Material examined.** Malawi bor., Nkhata Bay, 40 km SE of Mzuzu, 31.xii.2001–1.i.2002, leg. M. Obořil (FKCC: 1 female); Malawi centr., Luwawa, 30 km S of Mzimba, 30–31.xii.2001, leg. M. Obořil (FKCC: 1

female); same data, leg. J. Bezděk (JBBC: 1 female); Malawi, Chitipa district, Jembya reserve, 18 km SSE Chisenga (10–08 S, 33–27 E), 1870 m., 11–20.i.1989, leg. S. Thompson (LMMR: 1 female).

**Comments.** These specimens represent a metallic blue species with entirely fulvous prothorax and fulvous humeri and elytral apices. It is very similar to *A. monrosi* L. Medvedev et Regalin, 1998 from Tanzania, which, however, has a small black spot on each humerus. They may constitute a new species, but male specimens are required for an exact determination.

### *Antipa rufa haefligeri* (Weise, 1907)

**Material examined.** Malawi centr., DEDZA env., 6–13.i.2002, leg. M. Obořil (FKCC: 1 male, 1 female); same locality, 23.iii.2000, leg. Pavel (FKCC: 1 male); Malawi, Liwonde, 30.i.1998, leg. Mráček (FKCC: 1 male); Malawi, Ntchisi, 29.iii.2000, leg. Pavel (LMMR: 1 female); same locality, 27.i.1998, leg. Kondler (FKCC: 1 male FKCC; MZBC: 4 males, 2 females; LMMR: 1 male); same locality, 30.i.1998, leg. Mráček (FKCC: 2 females).

### *Aspidolopha usambarica* Weise, 1900

**Material examined.** Malawi mer., Mulanje Mts., 23–26.xii.2001, leg. F. L. Kantner, (FKCC: 1 female).

### *Clytra wahlbergi* Lacordaire, 1848

**Material examined.** Malawi centr., Dedza env., 85 km SE of Lilongwe, 7–13.i.2002, leg. F. & L. Kantner, (FKCC: 4 males, 2 females; LMMR: 2 males, 2 females); same locality, 6–13.i.2002, leg. J. Bezděk (JBBC: 12 males, 2 females); Malawi bor.-occ., 100 km N of Kasungu, 40 km S Mzimba, 30.xii.2001, leg. F. & L. Kantner, (FKCC: 2 females); Malawi mer., Chikwawa env., 40 km S of Blantyre, 21.xii.2001, leg. M. Obořil (FKCC: 1 female); Malawi centr., Selima env., 60 km E of Lilongwe, 2–4.i.2002, leg. F. & L. Kantner, (FKCC: 3 females); Malawi mer., Masenjere, 80 km S of Blantyre, 21–22.xii.2001, leg. J. Bezděk (JBBC: 1 female).

### *Damia fulveola* (Jacoby, 1898)

**Material examined.** Malawi centr., Kasungu env., 27–29.xii.2001, leg. M. Obořil (JBBC: 1 female).

### *Diapromorpha zebra katangensis* L. Medvedev, 1993

**Material examined.** Malawi bor.-occ., 100 km N of Kasungu, 40 km S Mzimba, 30.xii.2001, leg. F. & L. Kantner, (FKCC: 3 males, 4 females; LMMR: 2 females); Malawi centr., Kahingina Forest Reserve, 70 km N of Kasungu, 29–30.xii.2001, leg. M. Obořil (JBBC: 1 female).

### *Melitonoma duodecimpunctata* Jacoby, 1898

**Material examined.** Malawi bor.-occ., Kasungu env., 140 km N of Lilongwe, 28–29.xii.2001, leg. F. & L. Kantner, (FKCC: 1 female); same locality, 27–29.xii.2001, leg. M. Obořil (FKCC: 1 female); Malawi centr., Kahingina Forest Reserve, 70 km N of Kasungu, 29–30.xii.2001, leg. J. Bezděk (JBBC: 1 female).

***Melitonoma gounellei* Lefèvre, 1883**

**Material examined.** Malawi bor.-occ., Kasungu env., 140 km N of Lilongwe, 28–29.xii.2001, leg. F. & L. Kantner, (FKCC: 1 female); Malawi mer., Masenjere, 80 km S of Blantyre, 21–22.xii.2001, leg. J. Bezděk (FKCC: 1 male); Malawi mer., Balaka env., 19–20.xii.2001, leg. J. Bezděk (JBBC: 1 female).

***Melitonoma libenae* sp.nov.**

**Material examined.** See the description above.

***Melitonoma litigiosa* Lacordaire, 1848**

**Material examined.** Malawi, Dedza, 23.iii.2000, leg. Pavel (FKCC: 1 male, 1 female). Malawi centr., Kahingina Forest Reserve, 70 km N of Kasungu, 29–30.xii.2001, leg. J. Bezděk (JBBC: 1 female); Malawi bor.-occ., Kasungu env., 140 km N of Lilongwe, 28–29.xii.2001, leg. F. & L. Kantner, (FKCC: 1 male).

***Melitonoma* cf. *maculigera* Lacordaire, 1848**

**Material examined.** Malawi centr., Dedza env., 85 km SE of Lilongwe, 7–13.i.2002, leg. F. & L. Kantner, (FKCC: 1 female); same locality, 6–13.i.2002, leg. M. Obořil (FKCC: 1 female).

**Comments.** The male is required for an exact determination.

***Melitonoma mandibularis* Weise, 1909**

**Material examined.** Malawi bor., Cape Maclear, 24.i.1998, leg. Kondler (MZBC: 1 female); Malawi, Ntchisi, 27.i.1998, leg. Kondler (MZBC: 2 females).

***Melitonoma patruelis* Lefèvre, 1891**

**Material examined.** Malawi, Liwonde, 18.i.1998, leg. Bačovský (MZBC: 2 females).

***Melitonoma* cf. *polysticta* Lacordaire, 1848**

**Material examined.** Malawi centr., Dedza env., 85 km SE of Lilongwe, 7–13.i.2002, leg. F. & L. Kantner, (FKCC: 2 females); Malawi bor.-occ., Kasungu env., 140 km N of Lilongwe, 28–29.xii.2001, leg. F. & L. Kantner, (FKCC: 1 female).

**Comments.** The male is required for an exact determination.

***Melitonoma punctipennis* Jacoby, 1903**

**Material examined.** Malawi bor.-occ., Kasungu env., 140 km N of Lilongwe, 28–29.xii.2001, leg. F. & L. Kantner, (FKCC: 1 male); Malawi centr., Kahingina Forest Reserve, 70 km N of Kasungu, 29–30.xii.2001, leg. J. Bezděk (JBBC: 1 female).

***Melitonoma tigrina* Bryant, 1959**

**Material examined.** Malawi, Dedza, 20.iii.2000, leg. Kondler (FKCC: 1 male, 1 female); same data, (MZBC: 1 male).

***Melitonoma truncatifrons* Lacordaire, 1848**

**Material examined.** Malawi mer., Mulanje Mts., 23–26.xii.2001, leg. F. & L. Kantner, (FKCC: 2 males, 4 females; LMMR: 1 male); same locality, 22–26.xii.2001, leg. M. Obořil (FKCC: 3 males; LMMR: 1 males, 2 females); same data, leg. J. Bezděk (JBBC: 7 males, 3 females); Malawi centr., DEDZA env., 6–13.i.2002, leg. M. Obořil (FKCC: 1 male). Malawi centr., Kasungu env., 27–29.xii.2001, leg. M. Obořil (FKCC: 1 female).

***Peploptera abyssinica* Lefèvre, 1877**

**Material examined.** Malawi, bor.-occ., 100 km N of Kasungu, 40 km S Mzimba, 30.xii.2001, leg. F. & L. Kantner, (FKCC: 2 females); Malawi centr., Dedza env., 85 km SE of Lilongwe, 7–13.i.2002, leg. F. & L. Kantner, (FKCC: 3 females; LMMR: 1 female); same locality, 6–13.i.2002, leg. M. Obořil (FKCC: 1 female); the same data, leg. J. Bezděk (JBBC: 2 female).

***Peploptera abyssinica humeralis* Jacoby, 1897**

**Material examined.** Malawi bor.-occ., 100 km N of Kasungu, 40 km S Mzimba, 30.xii.2001, leg. F. & L. Kantner, (FKCC: 1 male, 2 females); Malawi centr., Dedza env., 85 km SE of Lilongwe, 7–13.i.2002, leg. F. & L. Kantner, (FKCC: 5 males, 2 females); same locality, 6–13.i.2001, leg. J. Bezděk (JBBC: 5 males, 5 females); Malawi bor.-occ., Kasungu env., 140 km N of Lilongwe, 28–29.xii.2001, leg. F. & L. Kantner, (FKCC: 7 males, 3 females; LMMR: 4 males, 2 females); same locality, 27–29.xii.2001, leg. M. Obořil (FKCC: 2 females); same data, leg. J. Bezděk (JBBC: 1 male); Malawi mer., Mulanje Mts., 23–26.xii.2001, leg. F. & L. Kantner, (FKCC: 6 males, 1 female; LMMR: 2 males); same locality, 22–26.xii.2001, leg. J. Bezděk (JBBC: 1 male, 1 female).

***Peploptera cf. congoana* L. Medvedev, 1993**

**Material examined.** Malawi bor.-occ., 100 km N of Kasungu, 40 km S Mzimba, 30.xii.2001, leg. F. & L. Kantner, (FKCC: 1 female); Malawi bor.-occ., Kasungu env., 140 km N of Lilongwe, 28–29.xii.2001, leg. F. & L. Kantner, (FKCC: 1 female).

**Comments.** The male is required for an exact determination.

***Peploptera curvilinea* Jacoby, 1901**

**Material examined.** Malawi centr., Nkhotakota env., 2–3.i.2002, leg. M. Obořil (FKCC: 1 male); Malawi, Dedza, 15.i.1998, leg. Kondler (MZBC: 1 spec.); Malawi, Cape Maclear, 21.i.1998, leg. Baěovský (MZBC: 1 spec.).

***Peploptera dollmani* Bryant, 1948**

**Material examined.** Malawi bor.-occ., 100 km N of Kasungu, 40 km S Mzimba, 30.xii.2001, leg. F. & L. Kantner, (FKCC: 3 males, 2 females; LMMR: 1 male).

***Peploptera semifasciata* Jacoby, 1900**

**Material examined.** Malawi bor.-occ., 100 km N of Kasungu, 40 km S Mzimba, 30.xii.2001, leg. F. & L. Kantner, (FKCC: 4 males; LMMR: 1 male, 1 female); Malawi bor.-occ., Kasungu env., 140 km N of Lilongwe, 28–29.xii.2001, leg. F. & L. Kantner, (FKCC: 2 males, 1 female); Malawi centr., Dedza env., 85 km SE of Lilongwe, 7–13.i.2002, leg. F. & L. Kantner, (FKCC: 1 male, 1 female; LMMR: 1 female); Malawi centr., Kahingina Forest Reserve, 70 km N of Kasungu, 29–30.xii.2001, leg. J. Bezděk (JBBC: 2 females).

***Peploptera trisignata* Weise, 1919**

**Material examined.** Malawi bor.-occ., 100 km N of Kasungu, 40 km S Mzimba, 30.xii.2001, leg. F. & L. Kantner, (FKCC: 2 males, 7 females; LMMR: 2 males, 4 females); Malawi centr., Kahingina Forest, 70 km N of Kasungu, 29–30.xii.2001, leg. M. Obořil (FKCC: 1 female); same data, leg. J. Bezděk (JBBC: 1 male); Malawi centr., Dedza env., 85 km SE of Lilongwe, 7–13.i.2002, leg. F. & L. Kantner, (FKCC: 1 male).

***Protoctytra abyssinica umtaliensis* Jacoby, 1904**

**Material examined.** Malawi bor.-occ., 100 km N of Kasungu, 40 km S Mzimba, 30.xii.2001, leg. F. & L. Kantner, (FKCC: 4 males, 4 females; LMMR: 2 males, 2 females); Malawi centr., Kahingina Forest, 70 km N of Kasungu, 29–30.xii.2001, leg. M. Obořil (FKCC: 1 female); same data, leg. J. Bezděk (JBBC: 1 female); Malawi bor.-occ., Kasungu env., 140 km N of Lilongwe, 28–29.xii.2001, leg. F. & L. Kantner, (FKCC: 2 females); Malawi mer., Balaka env., 5–6.i.2002, leg. J. Bezděk (JBBC: 1 female).

***Smaragdina australis* L. Medvedev 1993**

**Material examined.** Malawi centr., Kahingina Forest Reserve, 70 km N of Kasungu, 29–30.xii.2001, leg. J. Bezděk (JBBC: 1 male; FKCC: 1 male); Malawi centr., Kasungu env., 27–29.xii.2001, leg. J. Bezděk (JBBC: 1 male).

***Smaragdina bifasciata* (Lefèvre, 1872)**

**Material examined.** Malawi mer., Chikwawa env., 40 km S of Blantyre, 21.xii.2001, leg. M. Obořil (FKCC: 3 males, 1 female; LMMR: 1 male); Malawi centr., Kasungu env., 27–29.xii.2001, leg. M. Obořil (FKCC: 1 female); same data, leg. J. Bezděk (JBBC: 3 spec.); Malawi centr., Dedza env., 85 km SE of Lilongwe, 7–13.i.2002, leg. F. & L. Kantner, (FKCC: 1 female; LMMR: 1 female).

***Smaragdina ochoropus* (Harold, 1880)**

**Material examined.** Malawi bor.-occ., Kasungu env., 140 km N of Lilongwe, 28–29.xii.2001, leg. F. & L. Kantner, (FKCC: 1 male, 2 females); same locality, 27–29.xii.2001, leg. M. Obořil (FKCC: 1 female); same data, leg. J. Bezděk (JBBC: 3 males); Malawi centr., Luwawa, 30 km S of Mzimba, 30–31.xii.2001, leg. J. Bezděk (JBBC: 2 males).

***Smaragdina puncticollis* (Weise, 1912)**

**Material examined.** Malawi centr., Dedza env., 85 km SE of Lilongwe, 7–13.i.2002, leg. F. & L. Kantner, (FKCC: 8 males, 4 females; LMMR: 2 males, 2 females).

***Smaragdina punctipennis* (Lefèvre, 1877)**

**Material examined.** Malawi centr., Kahingina Forest Reserve, 70 km N of Kasungu, 29–30.xii.2001, leg. J. Bezděk (JBBC: 1 male).

***Smaragdina schoutedeni* (Burgeon, 1942)**

**Material examined.** Malawi, Ntchisi, 27.i.1998, leg. Kondler (MZBC: 1 spec.).

***Smaragdina terminata* (Lacordaire, 1848)**

**Material examined.** Malawi bor.-occ., Kasungu env., 140 km N of Lilongwe, 28–29.xii.2001, leg. F. & L. Kantner, (FKCC: 1 female); Malawi centr., Luwawa, 30 km S of Mzimba, 30–31.xii.2001, leg. M. Obořil (FKCC: 1 female); Malawi centr., Dedza env., 85 km SE of Lilongwe, 7–13.i.2002, leg. F. & L. Kantner, (FKCC: 1 female).

***Smaragdina vittata* (Lefèvre, 1877)**

**Material examined.** Malawi bor.-occ., Kasungu env., 140 km N of Lilongwe, 28–29.xii.2001, leg. F. & L. Kantner, (FKCC: 4 males, 8 females; LMMR: 2 males, 3 females); same locality, 27–29.xii.2001, leg. M. Obořil (FKCC: 1 female); same data, leg. J. Bezděk (JBBC: 9 spec.); Malawi centr., Kahinquina Forest, 70 km N of Kasungu, 29–30.xii.2001, leg. M. Obořil (FKCC: 3 males); same data, leg. J. Bezděk (JBBC: 8 spec.); Malawi centr., Dedza env., 85 km SE of Lilongwe, 7–13.i.2002, leg. F. & L. Kantner (FKCC: 2 male, 4 females); same locality, 6–13.i.2002, leg. J. Bezděk (JBBC: 1 female); Malawi bor.-occ., 100 km N of Kasungu, 40 km S Mzimba, 30.xii.2001, leg. F. & L. Kantner, (FKCC: 3 male, 4 females; LMMR: 1 male).

**Previously published data on additional Malawian Clytrinae*****Afrophthalma elongata* (Jacoby, 1897)**

**Published data.** Malawi, Dedza plateau, 18.xii.1986, leg. E. Holm & E. Marais (1 male).

**Distribution.** Throughout most areas of tropical Africa, including Malawi (Medvedev & Schoeller 2001).

***Antipa rufa cornuta* L. Medvedev, 1992**

**Published data.** Malawi, district Jembuya Reserve, 18 km SSE Chisenga (10°08'S, 33°27'E), 1870 m, 21–23.xii.1998, leg. J. Rowlinson, C. Thompsom, holotypus (1 male). Same locality, 20.i.1989, paratypus (1 male).

***Clytra elgae* L. Medvedev et Regalin, 1998**

**Published data.** Malawi, paratypus without additional data, (1 female).



***Melitonoma duodecimpunctata* Jacoby, 1898**

**Published data.** Malawi, Kaluluma dist., 2.xii.1986, no collector name (3 males, 1 female).

**Distribution.** Malawi, Zimbabwe, South Africa (MEDVEDEV & SCHOELLER 2001).

***Smaragdina bifasciata* (Lefèvre, 1872)**

**Published data.** Malawi, Karonga dist., 3 km SE Kaporo, 9.xii.1986, leg. E. Holm & E. Marais (1 male, 1 female).

**Distribution.** Throughout most areas of southern and eastern Africa, including Malawi (MEDVEDEV & SCHOELLER 2001).

**Acknowledgements**

We wish to thank Jan Bezděk (Brno, Czech Republic) for his useful taxonomic comments and the kind loan of material; Martin Obořil (Brno, Czech Republic) and Miroslav Zúber (Bradlec, Czech Republic) for providing us with valuable material; and David Boukal (České Budějovice, Czech Republic) for linguistic revision. Special thanks are due to Zbyněk Kejval (Domažlice, Czech Republic) for the excellent illustrations.

**References**

- MEDVEDEV L. N. (1975): *Coleoptera from North-East Africa. Chrysomelidae: Clytrinae*. Notulae Entom. **55**: 131–135.
- MEDVEDEV L. N. (1992): *New data on South African Clytrinae (Coleoptera Chrysomelidae)*. Russ. Ent. Journ. **1**: 17–24.
- MEDVEDEV L. N. (1993): *African Clytrinae (Coleoptera Chrysomelidae) from the Musée Royal de l'Afrique Centrale, Tervuren*. Russ. Ent. Journ. **2**: 3–11.
- MEDVEDEV L. N. (2000): *Lacordaire's types of Clytrinae (Coleoptera, Chrysomelidae) in the Museo Regionale di Scienze Naturali, Torino*. Boll. Mus. reg. Sci. nat. Torino **17**: 345–354.
- MEDVEDEV L. N. & ERBER D. (2003): *New species of Afrotropical Clytrinae (Coleoptera: Chrysomelidae), with new data on several known species*. Annals Transvaal Mus. **40**: 73–90.
- MEDVEDEV L. N. & REGALIN R. (1998): *Nuove o interessanti specie di Clytrinae afrotropicali e orientali (Coleoptera Chrysomelidae)*. Boll. Zool. agr. Bachic. II **30**: 1–32.
- MEDVEDEV L. N. & SCHOELLER M. (2001): *Faunistic data of Clytrinae and Cryptocephalinae from Namibia and Malawi (Coleoptera: Chrysomelidae)*. Cimbebasia **17**: 191–194.

**Addresses of authors:**

Prof. Lev N. Medvedev  
Institute for Problems of Ecology and Evolution  
Russian Academy of Sciences  
Leninsky Prospect 33  
Moscow 119071  
RUSSIA

E-mail: vladmed@online.ru  
&

František Kantner  
Lipí u Českých Budějovic 90  
373 84 Dubné  
CZECH REPUBLIC  
E-mail: frakant@volny.cz