

The Drosophilidae (Diptera) of Fennoscandia and Denmark : replacing three misprinted plates

Autor(en): **Bächli, Gerhard / Vilela, Carlos R.**

Objektyp: **Article**

Zeitschrift: **Alpine entomology : the journal of the Swiss Entomological Society**

Band (Jahr): **3 (2019)**

PDF erstellt am: **23.07.2024**

Persistenter Link: <https://doi.org/10.5169/seals-865010>

Nutzungsbedingungen

Die ETH-Bibliothek ist Anbieterin der digitalisierten Zeitschriften. Sie besitzt keine Urheberrechte an den Inhalten der Zeitschriften. Die Rechte liegen in der Regel bei den Herausgebern.

Die auf der Plattform e-periodica veröffentlichten Dokumente stehen für nicht-kommerzielle Zwecke in Lehre und Forschung sowie für die private Nutzung frei zur Verfügung. Einzelne Dateien oder Ausdrucke aus diesem Angebot können zusammen mit diesen Nutzungsbedingungen und den korrekten Herkunftsbezeichnungen weitergegeben werden.

Das Veröffentlichen von Bildern in Print- und Online-Publikationen ist nur mit vorheriger Genehmigung der Rechteinhaber erlaubt. Die systematische Speicherung von Teilen des elektronischen Angebots auf anderen Servern bedarf ebenfalls des schriftlichen Einverständnisses der Rechteinhaber.

Haftungsausschluss

Alle Angaben erfolgen ohne Gewähr für Vollständigkeit oder Richtigkeit. Es wird keine Haftung übernommen für Schäden durch die Verwendung von Informationen aus diesem Online-Angebot oder durch das Fehlen von Informationen. Dies gilt auch für Inhalte Dritter, die über dieses Angebot zugänglich sind.

The Drosophilidae (Diptera) of Fennoscandia and Denmark: replacing three misprinted plates

Gerhard Bächli¹, Carlos R. Vilela²

¹ Universität Zürich-Irchel, Institut für Evolutionsbiologie und Umweltwissenschaften, Zürich, Switzerland

² Universidade de São Paulo, Instituto de Biociências, Departamento de Genética e Biologia Evolutiva, São Paulo, SP, Brazil

<http://zoobank.org/DCF8B9EF-CE42-45F0-85EC-0597CFC8F6DB>

Corresponding author: Gerhard Bächli (gerhard.baechli@ieu.uzh.ch)

Abstract

Received 13 March 2019

Accepted 9 May 2019

Published 6 June 2019

Academic editor:

Patrick Rohner

Three out of the 80 plates of fine line drawings of male terminalia in the book entitled *The Drosophilidae (Diptera) of Fennoscandia and Denmark*, published by Brill, Leiden, were misprinted. Here, these three plates have been reprinted, in the manner that they should have been published originally, and provide an accurate representation of the complex male terminalia of *Amiota subtusradiata*, *Leucophenga quinquemaculata*, and *Phortica variegata*.

Key Words

Male terminalia

republishing

corrigenda

In 2004, the authors published a book in the Fauna Entomologica Scandinavica series (Volume 39), entitled *The Drosophilidae (Diptera) of Fennoscandia and Denmark* (Bächli et al. 2004). Unfortunately, three of the plates with fine line drawings were misprinted. These plates displayed the complex male terminalia of *Amiota subtusradiata* Duda, 1934 (p. 44, Figs 98–101), *Leucophenga quinquemaculata* Strobl, 1893 (p. 68, Figs 148–151), and *Phortica variegata* (Fallén, 1823) (p. 75, Figs 164–167), which display a boreo-montane distribution throughout central Europe. In 2007, photomicrographs of the complex male terminalia of these species were published (Bächli and Vilela 2007); however, one of the photomicrographs was misprinted, and an erratum was published soon after (Bächli and Vilela 2009).

Along the same lines, *The Drosophilidae (Diptera) of Fennoscandia and Denmark* is widely used and cited by Drosophilidae experts, mainly taxonomists, who rely on accurate illustrations to properly identify the specimens. Therefore, it was decided to republish these plates (including the captions), with permission from Brill Pub-

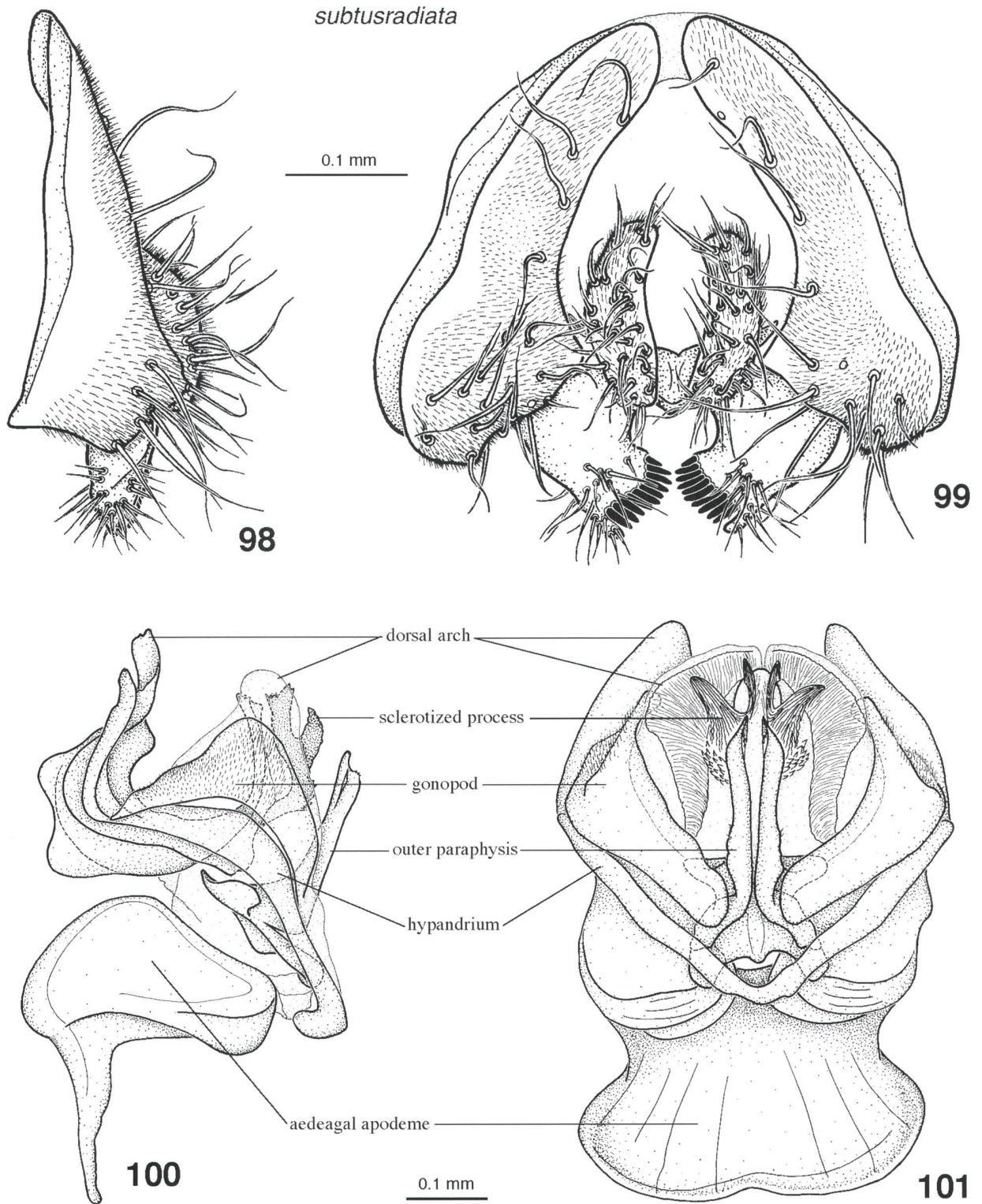
lishers, aiming to help taxonomists in the species identification process.

We would like to take this opportunity to again provide the corrigenda to FES (Fauna Entomologica Scandinavica) Volume 39, which is inserted as a loose sheet under the book cover:

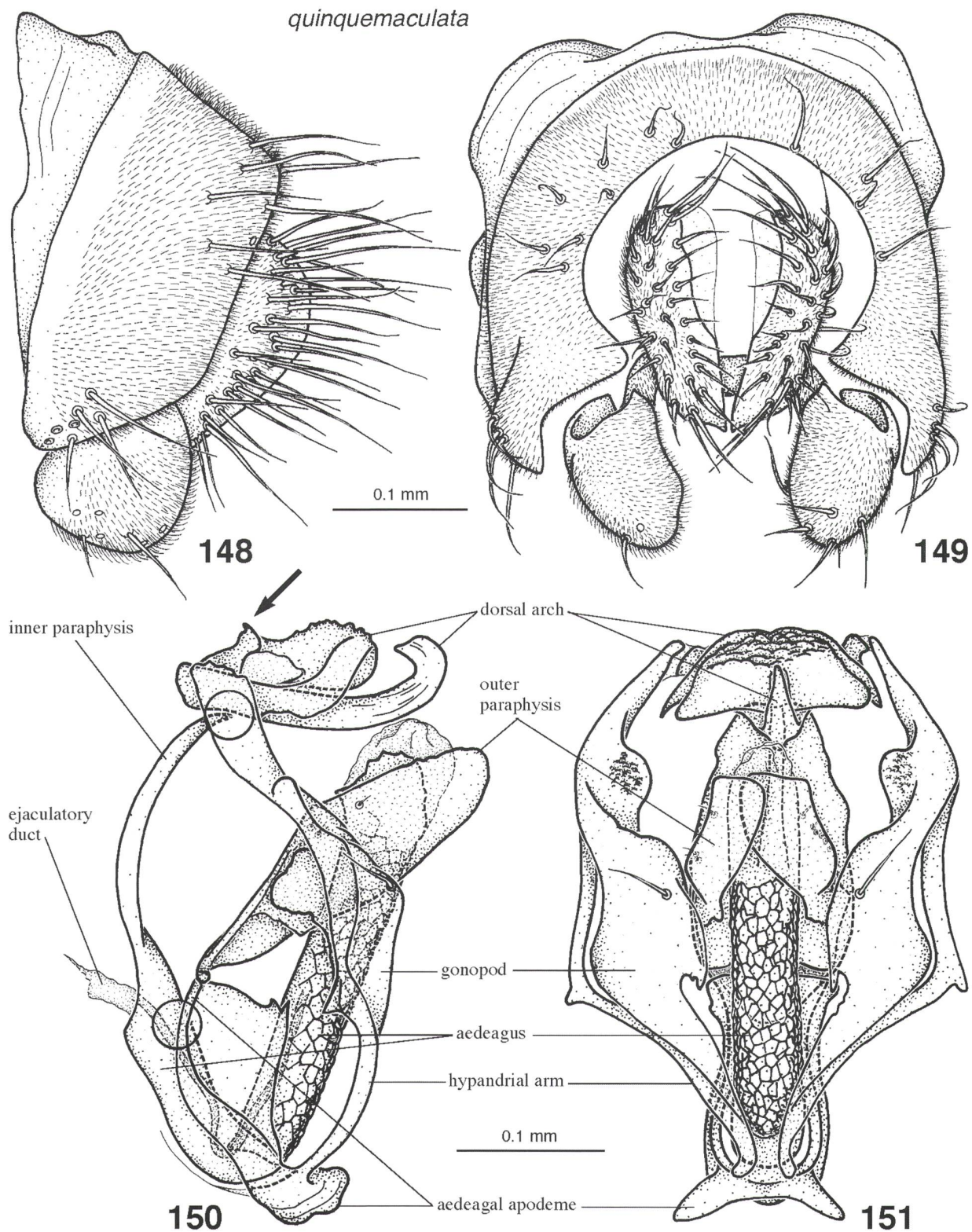
- Page iv, the ISBN should be 978-90-04-14074-5
- Page 129, left-hand column, line 14: 42 should be 50
- Page 129, left-hand column, line 22: 50 should be 42
- Page 129, right-hand column, line 31: 42(37) should be 42(38)
- Page 130, right-hand column, line 12: 50(38) should be 50(37)
- Page 156, left-hand column, *picta* species group hereby erected

Acknowledgments

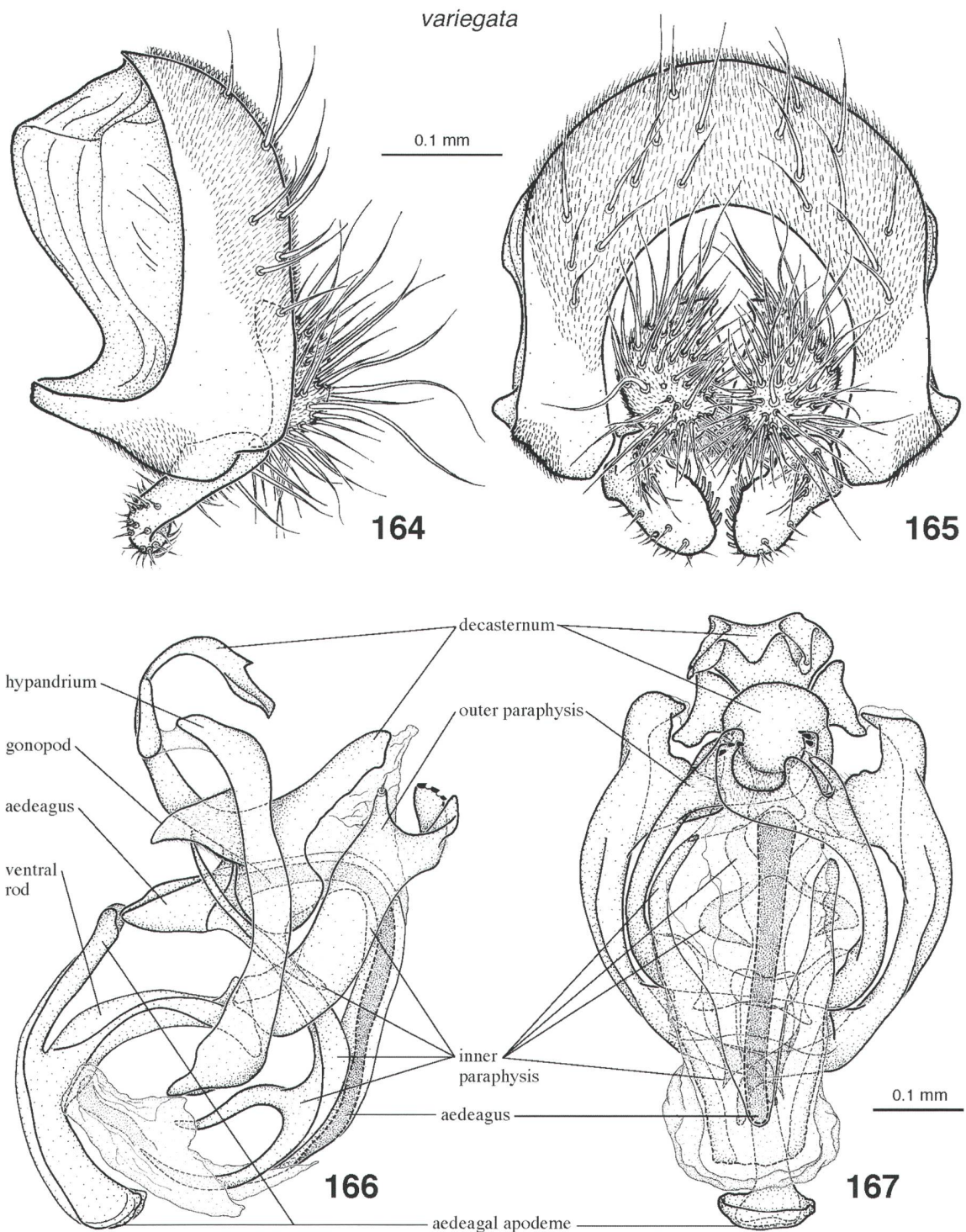
We are indebted to Robert Ryan Geyer for English editing.



Figures 98–101. *Amiota subtusradiata* Duda. **98:** epandrium, cerci, and surstyli, left lateral view; **99:** idem, plus deca sternum, posterior view; **100:** hypandrium, dorsal arch, paraphyses, and aedeagal apodeme, left lateral view; **101:** idem, posterior view.



Figures 148–151. *Leucophenga quinquemaculata* Strobl. **148:** epandrium, cerci, and surstyli, left lateral view; **149:** idem, plus decasternum, posterior view; **150:** hypandrium, dorsal arch, gonopods, paraphyses, aedeagus, and aedeagal apodeme, left lateral view; **151:** idem, posterior view. Circles indicate articulation points (upper one between inner paraphysis and dorsal arch, lower one between aedeagal apodeme arm and inner paraphyses+aedeagus). The arrow points to the region of the connection between dorsal arch and posterior region of decasternum.



Figures 164–167. *Phortica variegata* (Fallén). **164:** epandrium, cerci, and surstyli, left lateral view; **165:** idem, plus basal region of decasternum, posterior view; **166:** hypandrium, gonopod, paraphysis, aedeagus, aedeagal apodeme, and distal region of decasternum, left lateral view; **167:** idem, posterior view.

References

Bächli G, Vilela CR, Escher AS, Saura A (2004) The Drosophilidae (Diptera) of Fennoscandia and Denmark. Fauna Entomologica Scandinavica, vol. 39. Brill, Leiden 362 pp.

Bächli G, Vilela CR (2007) Photomicrographs of the male terminalia of Scandinavian Drosophilidae (Diptera). Mitteilungen der schweizerischen entomologischen Gesellschaft 80: 231–246.

Bächli G, Vilela CR (2009) Erratum. Mitteilungen der schweizerischen entomologischen Gesellschaft 82: 101.