

The optical orientation of synthetic anorthite

Autor(en): **Wenk, E. / Trommsdorff, V.**

Objektyp: **Article**

Zeitschrift: **Schweizerische mineralogische und petrographische Mitteilungen
= Bulletin suisse de minéralogie et pétrographie**

Band (Jahr): **47 (1967)**

Heft 1: **Feldspäte**

PDF erstellt am: **11.07.2024**

Persistenter Link: <https://doi.org/10.5169/seals-36945>

Nutzungsbedingungen

Die ETH-Bibliothek ist Anbieterin der digitalisierten Zeitschriften. Sie besitzt keine Urheberrechte an den Inhalten der Zeitschriften. Die Rechte liegen in der Regel bei den Herausgebern. Die auf der Plattform e-periodica veröffentlichten Dokumente stehen für nicht-kommerzielle Zwecke in Lehre und Forschung sowie für die private Nutzung frei zur Verfügung. Einzelne Dateien oder Ausdrucke aus diesem Angebot können zusammen mit diesen Nutzungsbedingungen und den korrekten Herkunftsbezeichnungen weitergegeben werden. Das Veröffentlichen von Bildern in Print- und Online-Publikationen ist nur mit vorheriger Genehmigung der Rechteinhaber erlaubt. Die systematische Speicherung von Teilen des elektronischen Angebots auf anderen Servern bedarf ebenfalls des schriftlichen Einverständnisses der Rechteinhaber.

Haftungsausschluss

Alle Angaben erfolgen ohne Gewähr für Vollständigkeit oder Richtigkeit. Es wird keine Haftung übernommen für Schäden durch die Verwendung von Informationen aus diesem Online-Angebot oder durch das Fehlen von Informationen. Dies gilt auch für Inhalte Dritter, die über dieses Angebot zugänglich sind.

The Optical Orientation of Synthetic Anorthite

By *E. Wenk* and *V. Trommsdorff* (Basel) *)

With 2 figures in the text

Abstract. New data on the optical orientation of synthetic anorthite are presented. These do not agree with those of DUPARC-GYSIN (1926) and TERTSCH (1942), and are better in line with the extrapolated values for natural plagioclases.

The optical orientation of synthetic anorthite was investigated by DUPARC et GYSIN in 1926 and by TERTSCH in 1942. Though the specimens examined differed, the data given by these authors show good agreement. BURRI-PARKER-WENK in their compilation on the optical orientation of the plagioclases (1967) had, therefore, to consider the mean values of the two independent determinations as representative of the pure end member, An 100. This procedure was adopted with some reluctance, because the position angles of these synthetic anorthites are not in line with those of an end member of the series; they fit volcanic plagioclases with about 90—93% anorthite. In the compositional range An 93 to 95 the optical orientation of volcanic plagioclases is well documented by eight different observations which give closely coinciding data (see part 4 by R. L. PARKER and H. R. WENK in the above cited compilation). The available values allowed the deduction of the position angles of natural high-temperature plagioclase An 95. On all migration curves of BURRI-PARKER-WENK this well-established standard An 95 occupies an extreme position; the line connecting An 95 with the retrograde point An 100 was stippled in all diagrams.

Until recently it was hard to find natural plagioclases with An > 95, suited for a joint chemical and optical analysis. The possibilities of the electron microprobe improved the situation considerably and recent work on anorthites from metamorphic rocks of the Alps and of South India (WENK, E., SCHWANDER, H. and TROMMSDORFF, V., 1967) indicates that pure anorthite must have an optical orientation different from

*) Mineralogisch-petrographisches Institut, Bernoullianum, 4000 Basel.

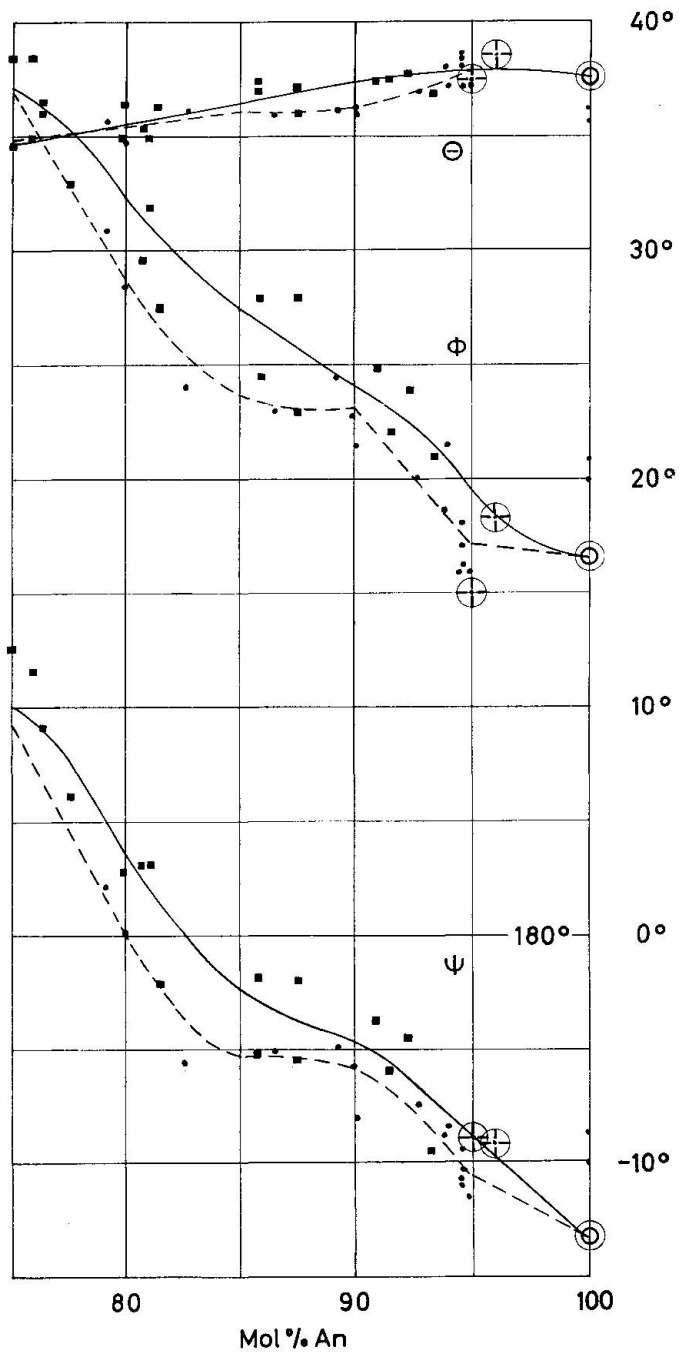


Fig. 1. Diagram showing the variation of the Eulerian angles I in relation to the anorthite content An 75—95 after BURRI, PARKER and WENK 1967. (Dots and broken lines refer to volcanic, crosses and full lines to plutonic plagioclases.) The positions of the new synthetic anorthite (double circles) and of two anorthites from metamorphic rocks (circled crosses; WENK, SCHWANDER and TROMMSDORFF 1967) are shown.

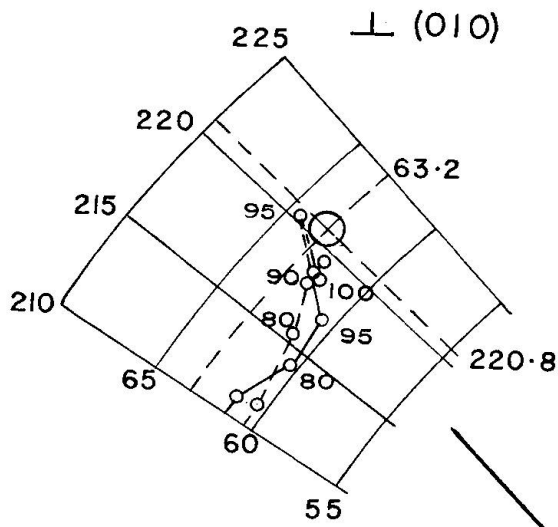
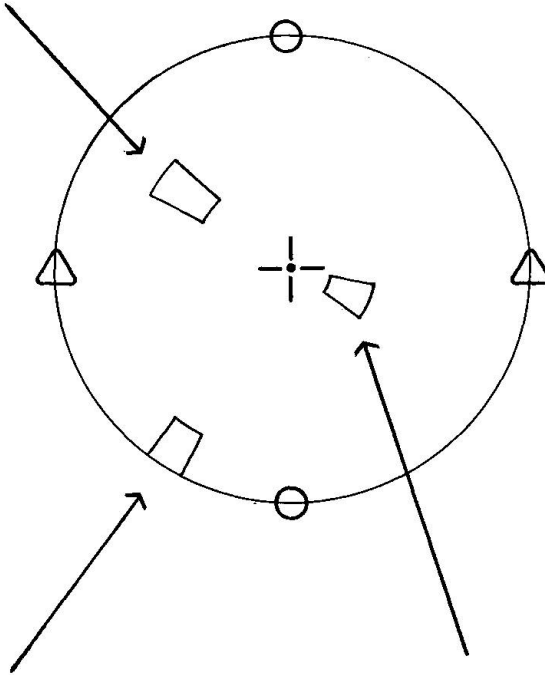


Fig. 2. Stereographic projection perpendicular to $[n_\beta]$ showing the position of synthetic anorthite (circled crosses) in relation to the curves $\perp (010)$, $[001]$ and $\frac{\perp [001]}{(010)}$ of BURRI, PARKER and WENK 1967

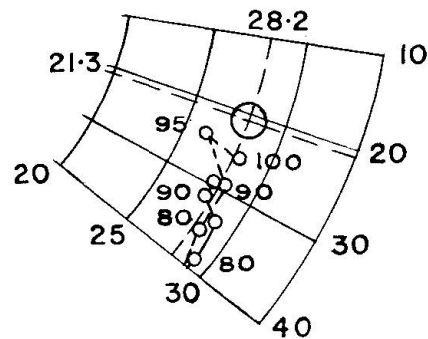
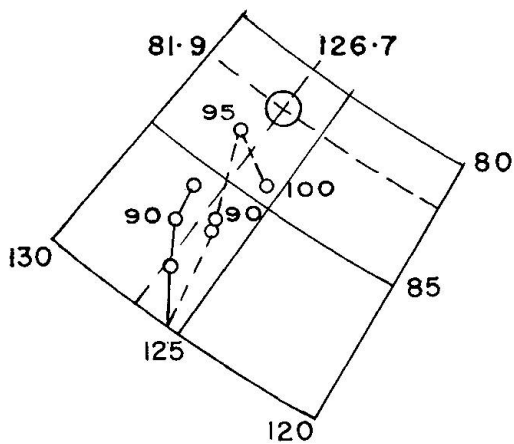
(angles σ, τ [see BPW 1967] = Goldschmidt angles:

- (010): 220.8/63.2;
- [001]: 126.7/81.9;
- $\frac{\perp [001]}{(010)}$: 21.3/28.2).

[001]



$\frac{\perp [001]}{(010)}$



the data published on synthetic anorthite. Theoretically all pure anorthites should be in an ordered structural state.

In the meantime H. Schwander, Basel, has been able to synthesise the pure end member of the plagioclase series in large grains well suited for an optical study (see Fig. 3 and 4 in H. SCHWANDER and E. WENK, 1967).

An albite twin (0.45×0.35 mm) showing cleavage after (001) in both individuals gave the following Eulerian angles (E. W.):

$$\text{PHI } 16.5^\circ \pm 0.5^\circ \quad \text{THETA } 36.5^\circ \pm 1^\circ \quad \text{PSI } 14.2^\circ \pm 1.5^\circ \quad 2 V_\gamma 106^\circ \pm 2^\circ$$

A more direct and reliable approach was given by an albite-Carlsbad complex-twin (Roc Tourné) 0.4×0.75 mm, measured by two investigators (E. W. and V. T.):

		PHI	THETA	PSI	$2 V_\gamma$
E. W.	Ind. 1	16°	38.5°	-13.5°	105° ± 3°
	Ind. 2	17°	38.5°	-13°	
V. T.	Ind. 1	15.5°	37°	-14°	105° ± 3°
	Ind. 2	17.5°	37°	-12°	

The mean values of these five series of data

$$\phi 16.5^\circ \pm 1^\circ \quad \theta 37.5^\circ \pm 1^\circ \quad \psi -13.3^\circ \pm 1^\circ \quad 2 V_\gamma 105^\circ \pm 3^\circ$$

are evidently much better in line with the position of a pure end member than the data found by Duparc et Gysin and Tertsch. We do not doubt the measurements of these experts, but only the quality of their specimens.

Figures 1 and 2 show the position of the new synthetic anorthite compared with the data from the above-mentioned compilation work.

From the given Eulerian angles I the following additional position angles were derived by computer:

Anorthite An 100 (synthetic) 12/1/67

1. Projection perpendicular to [001]

Eulerian angles II

R 117.1 I 98.1 L_α 53.3 LA 15.7

Eulerian angles III

D 33.1 N 53.7 K_α 100.0

Goldschmidt angles φ, ρ

$[n_\alpha]$	$[n_\beta]$	$[n_\gamma]$	A	B
196.5/37.5	297.1/81.9	33.1/53.7	204.9/74.4	111.8/8.1

Becke angles λ, φ^*

$[n_\alpha]$	$[n_\beta]$	$[n_\gamma]$	A	B
12.3/-35.6	81.0/26.8	-36.6/42.4	56.4/-60.8	-7.5/-2.9

Köhler angles

	$[\alpha\alpha]$	$[\beta\beta]$	$[\gamma\gamma]$	AA	BB
Albite-Karlsbad law X	160.1	56.4	127.8	132.2	165.0
Albite law Y	108.7	126.2	95.0	58.3	174.1
Karlsbad law Z	75.0	163.9	107.3	148.8	16.2

$[n_\alpha]$	$[n_\beta]$	$[n_\gamma]$	A	B
Projection on (001), ζ, η				
308.6/53.6	208.7/77.0	102.5/39.5	298.8/89.9	338.9/19.7

Projection on (010), δ, ϵ

192.3/54.3	80.9/63.2	323.4/47.5	236.5/29.1	172.5/87.0
------------	-----------	------------	------------	------------

Projection perpendicular to [100] μ, ν

132.4/59.9	330.2/31.3	227.0/82.1	175.8/61.2	93.2/71.1
------------	------------	------------	------------	-----------

Projection perpendicular to $[n_\beta]$, σ, τ

[001]	$\frac{\perp [001]}{(010)}$	[010]	[100]	$\frac{\perp [100]}{(010)}$
126.7/81.9	21.3/28.2	225.0/60.7	74.7/31.3	318.6/75.0
(001)	(010)	(100)	(110)	(1 $\bar{1}$ 0)
322.4/77.0	220.8/63.2	23.1/31.2	31.9/59.5	304.6/8.1
(021)	(0 $\bar{2}$ 1)	($\bar{2}$ 01)		
179.3/81.3	275.1/60.3	86.9/37.0		

The authors are indebted to Prof. R. L. Parker, who checked the english manuscript, to Prof. H. Schwander, who prepared and placed at our disposal the anorthite crystals, to Dr. H. R. Wenk for the computer programme and to cand. min. J. Hansen who drew the figures.

LITERATURE CITED

- BURRI, C., PARKER, R. L. und WENK, E. (1967): Die optische Orientierung der Plagioklase. Basel, Birkhäuser.
- DUPARC, L. et GYSIN, M. (1926): Sur les propriétés optiques de l'anorthite synthétique et sur les résultats comparés donnés par les différentes méthodes de détermination des plagioclases. Bull. Soc. franç. Minéral. Crist. 49, 63—76.

- SCHWANDER, H. und WENK, E. (1967): Studien mit der Röntgen-Mikrosonde an basischen Plagioklasen alpiner Metamorphite. Schweiz. Mineral. Petrogr. Mitt. 47/1, 225—234.
- TERTSCH, H. (1942): Die optische Orientierung des Hochtemperatur-Anorthites. Tschermak's mineral. petrogr. Mitt., N.F. 53, 50—66.
- WENK, E., SCHWANDER, H. und TROMMSDORFF, V. (1967): Optische Orientierung zweier Anorthite aus metamorphen Gesteinen. Schweiz. Mineral. Petr. Mitt. 47/1, 219—224.

Manuscript received January 20th, 1967.