

# **BLS track maintenance in HO scale : Peter Marriott models an "ordinary, everyday" railway scene in the Bernese Oberland**

Autor(en): **Marriott, Peter**

Objektyp: **Article**

Zeitschrift: **Swiss express : the Swiss Railways Society journal**

Band (Jahr): - **(2014)**

Heft 120

PDF erstellt am: **05.08.2024**

Persistenter Link: <https://doi.org/10.5169/seals-854175>

## **Nutzungsbedingungen**

Die ETH-Bibliothek ist Anbieterin der digitalisierten Zeitschriften. Sie besitzt keine Urheberrechte an den Inhalten der Zeitschriften. Die Rechte liegen in der Regel bei den Herausgebern. Die auf der Plattform e-periodica veröffentlichten Dokumente stehen für nicht-kommerzielle Zwecke in Lehre und Forschung sowie für die private Nutzung frei zur Verfügung. Einzelne Dateien oder Ausdrucke aus diesem Angebot können zusammen mit diesen Nutzungsbedingungen und den korrekten Herkunftsbezeichnungen weitergegeben werden. Das Veröffentlichen von Bildern in Print- und Online-Publikationen ist nur mit vorheriger Genehmigung der Rechteinhaber erlaubt. Die systematische Speicherung von Teilen des elektronischen Angebots auf anderen Servern bedarf ebenfalls des schriftlichen Einverständnisses der Rechteinhaber.

## **Haftungsausschluss**


Alle Angaben erfolgen ohne Gewähr für Vollständigkeit oder Richtigkeit. Es wird keine Haftung übernommen für Schäden durch die Verwendung von Informationen aus diesem Online-Angebot oder durch das Fehlen von Informationen. Dies gilt auch für Inhalte Dritter, die über dieses Angebot zugänglich sind.

## BLS TRACK MAINTENANCE IN HO SCALE

Peter Marriott models an "ordinary, everyday" railway scene in the Bernese Oberland




This article photos: Peter Marriott



TOP: HO scale model of a BLS Tm 235 206 Robel track maintenance vehicle by Kibri. These come ready assembled and have a box on both ends for couplings to be fitted. LEFT: Three track maintenance figures with high visibility wear in HO scale by Preiser. Both Preiser and Noch are good sources of figures and detailing accessories. RIGHT: The lookout man with his horn to warn of oncoming trains.

As a regular visitor to Switzerland I try to reproduce a little part of the Swiss railway scene each year to remind me of my time spent in the country. In 2011 I purchased one of Kibri's made-up HO scale models of BLS non-motorised Robel Tm 235 track maintenance vehicles. The accompanying photographs show how I used the (expensive!) model on my layout to represent BLS track gangs at work. The Infrastructure department of BLS Netz AG employs 742 out of total of 2851 BLS employees so each working day there are a lot of BLS personnel engaged on track maintenance. Figures are available in every imaginable pose in all of the popular

scales. It's best to position the figures so that they look like they are doing something. Groups of teenagers chatting look realistic, or workers in a goods yard in action poses. Most of the figures in the scene are wearing high visibility overalls, trousers or jackets and come from the Noch and Preiser ranges. The worker's tools mainly come from various Noch sets including a road workers set (stock number 15111). The tools include brooms, spades and a drill. Cameo scenes such as these transform lifeless sections of railway line into scenes that will catch the eye of visitors to my "Little piece in Switzerland in Middle England".



The driver lowers the crane on the Tm 235 unit whilst the track gang fix a poor section of track.



The Kibri unit comes with stabilisers that can be adjusted up and down.

### Materials used to create the scene

- HO scale unmotorised Kibri BLS Tm 235 206 (stock number 26102)
- If you are modelling in N scale use the motorised Hobbytrain Tm 235 206 with trailer (stock number 23562)
- Preiser or Noch figures are available in all of the popular scales representing track workers with high visibility wear
- A few tools and accessories from Noch or Preiser


- Adhesive to hold the figures and accessories in position.
- A little fine grey ballast

**Tools:** Tweezers to position the figures and the tools.

### BLS ROBEL Track Maintenance Vehicle

**Type;** Tm 235 **Number of units:** 14

**Numbered;** 201 – 214 **Weight (tonnes):** 37/38

**Power:** 2 x 330 kWh **Maximum speed:** 100 kph 

## New Swiss Models – well to me anyway!

Editor



Photos: Malcolm Bulpitt

Modelling Swiss railways in 'N' gauge has always been a bit of a challenge in the UK due to the restricted choice of rolling-stock easily available here. So on visits to friends in the Basel area a trip to the Bercher & Sternlicht store in the City's Innerstadt is inevitable. On a recent climb up the hill from the Marktplatz to their compact, but well-stocked, premises at Spalenberg 45 I was pleased to find two items that I probably would not have discovered at home. One was a hard-to-fault PIKO model of a Stadler 2-car GTW unit in SBB/Thurbo livery (Class RABe 526), not cheap but useful if you are modelling lines north and east of Zürich and along the Rhein Valley. New to the shop in August, and being offered to customers at a special

introductory price, was a set of three SBB Schotterwagens (ballast wagons) from Liliput. For those with excellent eyesight, or a powerful magnifying glass, the wagons are individually numbered – and there are nine wagons in the series! Talking to Manager Markus Heinzer he noted that the shop was now only one of two remaining specialist railway model shops in Basel Stadt, and that the elderly owner of the other one was running-down his stock in preparation for retirement. For a great choice of rolling stock in all gauges from 'Z' to 'G' (fancy a RhB 'Allegra' in your garden?) head to this excellent store. It is only a tram ride (Line 8 or 11) from Basel SBB plus a short walk. They also have an excellent website [www.berchersternlicht.ch](http://www.berchersternlicht.ch) 