

Zeitschrift: Swiss express : the Swiss Railways Society journal
Band: - (2015)
Heft: 122

Rubrik: Modelling news

Nutzungsbedingungen

Die ETH-Bibliothek ist die Anbieterin der digitalisierten Zeitschriften. Sie besitzt keine Urheberrechte an den Zeitschriften und ist nicht verantwortlich für deren Inhalte. Die Rechte liegen in der Regel bei den Herausgebern beziehungsweise den externen Rechteinhabern. [Siehe Rechtliche Hinweise.](#)

Conditions d'utilisation

L'ETH Library est le fournisseur des revues numérisées. Elle ne détient aucun droit d'auteur sur les revues et n'est pas responsable de leur contenu. En règle générale, les droits sont détenus par les éditeurs ou les détenteurs de droits externes. [Voir Informations légales.](#)

Terms of use

The ETH Library is the provider of the digitised journals. It does not own any copyrights to the journals and is not responsible for their content. The rights usually lie with the publishers or the external rights holders. [See Legal notice.](#)

Download PDF: 13.10.2024

ETH-Bibliothek Zürich, E-Periodica, <https://www.e-periodica.ch>

Modelling Switzerland?

Michael Farr discovers that there is an alternative.



Train approaching Woody Bay double-headed with "Isaac" and L&B "Lyd" (replica 2-6-2T built by Ffestiniog Railway) during September Gala weekend 2014.

Photo: Michael Farr

One of the joys of old age is the huge increase in health insurance costs when travelling abroad! Plus living in Cornwall where I do, it is quite an expensive expedition to reach an airport hosting suitable flights. Realising that in future I am unlikely to make a pilgrimage to Switzerland every year, I sought a new challenge for modelling. I think I have found it in North Devon in an area often advertised in the early years of the last century as "Little Switzerland". That area centred on the Exmoor towns of Lynton and Lynmouth, and when the twin towns were linked by rail to the national network by the Lynton and

Barnstaple Railway (L&B) in the last years of Queen Victoria's reign, the architects plumped for a Swiss chalet style for its three most important stations. These were Lynton (for Lynmouth), Blackmoor Gate and Woody Bay, the centre of operations of the resurrected railway. Here I thought, I could use any skills I had learned in making models of Swiss station buildings, and use local materials. Apart from these thoughts prompted by increasing age, Peco had just announced they were to produce models of L&B coaches and wagons, with replica locomotives becoming available from Heljan, a package I reckoned should be a little cheaper than importing foreign outline models.


Family holidays after the war were spent in Bideford or Barnstaple, and near one of the B and Bs we had used in the latter town I had spied some narrow-gauge rails embedded in the road at a former level crossing. This spurred me to find out more about the L&B, which had closed in the mid-1930s. So I persuaded my parents to spend a day of our 1952 holiday exploring the remains of the line. Armed with my Kodak Box Brownie camera I took a full roll (only 8 negatives!) of rather fuzzy black and white photos. Later I even bought some kits to build L&B wagons, but I then came under the spell of the 3-foot gauge lines of the Isle Prototype Woody Bay station building.


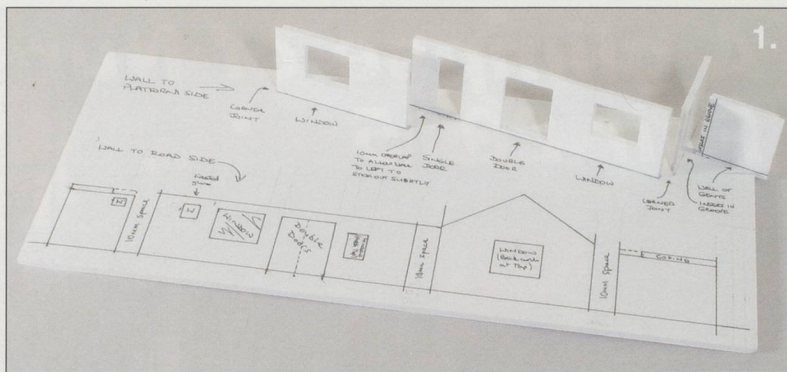


of Man; whilst my first Swiss holiday and discovering the joys of the MOB was still forty years away.

Fast forward sixty years and I again found myself at Woody Bay. The building was just as I had remembered it and certainly it had a distinctive Swiss feel. I took out my tape measure, notebook and camera and bought a copy of a wonderful book of plans of the L&B's rolling stock and buildings, the life's work of dedicated supporter Stephen Phillips. His plans are far more accurate than I could produce and so I used them as a basis for the main station building I then set-about constructing.

Wall construction was with 3mm foamboard covered with Redutex self-adhesive embossed stone and tile material. Foamboard, a sandwich of high-density foam covered with thick paper, is easy to work and quite rigid but I recommend cutting away the outer or inner paper covering to form a recess to take the clear window plastic. This was the first time I had used Redutex sheets which, despite being more expensive than printed finishing papers, look most realistic, are easy to cut and if warmed can be bent at 90° angles. The window grids and chimneys were from Freestone Models' Scene Setters range, and the posters and signs specially made for me by my son Grahame who took images from the net and reduced them to fit the poster boards. The second floor walls and roof components are quite complicated to cut out, so I first made cardboard templates from a cereal box carton and once happy with the fit I drew round this onto 0.040 plastic card which with care, can be scored and bent along the ridges. A full description of constructing this model appeared in *Railway Modeller* in November 2014, illustrated with photos taken by Jolyon Sargent at the Peco Studio. I have subsequently completed models of the outbuildings, which will hopefully feature in a future article in R.M.

If you are in the West Country this year I can thoroughly recommend a visit to "Little Switzerland" to ride on the revived L&BR. At present it offers only a very short journey but they have plans to expand to a new main station at Blackmoor Gate as well as relaying track towards Lynton. Such a line is seen to offer a boost to tourism in North Devon and there is much support locally for the extension of the line. Whilst in the area the original water-ballast worked funicular opened in 1890, that still links Lynton with Lynmouth, 500' below, is also worth a visit. 



1. Front wall drawn out on foamboard.

2. How to inset windows in foamboard, also demo of Redutex stone material.

3. Interior of ground floor.

4. Finished model.

All model photos: Jolyon Sargent, courtesy *Railway Modeller*.

A glimpse of Nuremberg Toy Fair 2015

Peter Marriott



Plenty of interest at the Liliput stand.

All photos: Peter Marriott except where stated

The major manufacturers announced their new items at or before the 2015 Nuremberg Toy Fair that was attended this year by over 70,000 visitors from 126 countries. Hall 4A is the model railway hall though some items of interest were to be found in other halls. Just some of the scenic innovations this year are described below.

- Auhagen are expanding their useful range of plastic industrial building bits and pieces including machinery, pipes, brackets and brick wall panels in various colours. These parts form part of a comprehensive integrated building system not often seen in use in the UK.

- From Faller there are lots more new building kits including some with illuminated and working parts. The "green" modern station looks as if it could easily be a rebuilt station in Switzerland and the Car System has more improvements. There are also more tree kits and some new modelling compounds.

- This year's theme for Kibri is building kits with LED working lights including an electrical substation. There are a selection of catenary installation rail vehicles, plus road vehicles with flashing lights. Most of these are in HO scale. Viessmann has new light kits in various scales, a functional tamping machine and catenary laying wagons. Various new electronics including opening and closing door mechanisms and animated figures in HO and O scales.

- Noch's theme for 2015 is "Right and Left along the Tracks" with lots more laser cut building and detailing kits.

There are new painted figures plus unpainted figure kits. There are now TT and N scale figures with LED lighting effects. There are various buildings that include moving parts and lights, including loco shed doors and a Film Festival screen. There will be a new layout making guidebook in English .


- Last year Vollmer announced that it was to stop trading in summer 2014 but its products are now available once more under the Viessmann brand and this year introduces a new stone-effect tunnel portal and retaining walls, plus a number of building sheets including cobblestone road surfaces with integrated man hole covers.





The railway logo at the Nuremberg Toy Fair.

MODELLING NEWS

● Woodland Scenics introduced the Just Plug Lighting System for buildings where individual bulb brightness that can be controlled and with its modular design it can

be easily expanded. Just Plug is compatible with DCC and is suitable for any scale. 




1. New from Kato, Rhätische Bahn locomotives and coaches
2. Roco are endeavouring to attract more young modellers into the hobby with their Next Generation branding.
3. New good looking fir trees for O scale by Heki.
4. Woodland Scenics introduced the Just Plug Lighting System for buildings.
5. Bemo Om tractor.
6. HO scale figures by Noch with LED lighting. Photo Courtesy Noch.



The Bex - Villars - Bretaye - 87 times smaller!

Maxi-Models, the model shop in Aigle, is launching another limited range of models after its success with the models of the original Aigle - Sépey - Diablerets rolling stock that it produced for the line's centenary in association with the preservation group ASD1914. This time the models will feature stock from the Bex - Villars - Bretaye (BVB) at HOm gauge. The current project started with gaining permission from the operators to model their equipment, then the manufacturer, DH Präzisionmodelle of Hanover, photographed the chosen vehicles from every angle along with obtaining accurate dimensions, technical details, etc. The manufacturer requires an order threshold of 20 items before going ahead with each model, so Maxi-Models are currently marketing the project and will be accepting

pre-orders up to 31st July 2015. The models will be at 1:87 scale, made of brass, and will be able to climb miniature rack lines. It is expected that the arrival of these items will please HOm modellers who are normally limited to commercial rolling stock based upon MOB and RhB prototypes. It is planned that the models will be produced in both the current, and a period livery. Loco He 4/4 No.31 'Lavey Morcies', 2nd Cl. Car No.51 and control car No.54 will be in today's ivory, whilst loco No.32 'Villars', 2nd Cl. Car No.52 and control car No.62 will be in period livery. For more details contact Maxi Models, Rue du Borg 5, CH 1860 Aigle, or Email bvb@maxi-modelisme.com. Their website is www.maxi-modelisme.ch where there is also details of their store. 

Some Swiss Model Shops

Whilst Geoffrey Elmsly, an SRS Member from Christchurch, New Zealand, was touring Switzerland in November 2014 he visited a number of model shops and compiled a list that may be of use to others. The opening times have been checked to April 2015, but please remember that these can easily change. Swiss shops do not normally open on Sundays. The Swiss Railways Society does not endorse any of the organisations he has listed.

Shop: Modellbahn Boutique.

Location: Frankenstrasse 5, CH-6003 Luzern.

Directions: From Station, L into Zentralstrasse, 1st R into Frankenstrasse, store on L.

Opening Hours: Mo. Closed; Tu. We. Fr. 09.00-11.45, 13.30-18.20; Th. 13.30-18.30; Sa. 09.00-16.00.

Stock: Emphasis on Swiss HO, HOm & N + small selection Om & LGB. Aku; Bemo; Born; Hag; Kombi Modell; Märklin; Roco; RM; Brekina; Herpa; Wiking; Faller; Prieser; Kibri; Noch; Vollmer. Swiss Railway Books. 'Bargain Bin'.

Shop: Schlapfer Spiel + Freizeit.

Location: Kornplatz 1, CH-7000 Chur.

Directions: From Station into Bahnhofstrasse to Postplatz, R into Grabenstrasse to Fontanaplatz into Nicolaigrasse then Kornplatz, store on opposite corner.

Opening Hours: Mo. 13.45-18.30; Tu.-Fr. 09.00-12.00 13.30-18.30;

Sa. 09.00-12.00, 13.30-16.00.

Stock: Toy shop with Märklin; Bemo; some HAG & some N-Gauge. On stairs leading to upper floor display cases of model railways.

Shop: Zuba-Tech.

Location: Schützengasse 7, CH-9000 St. Gallen.

Directions: From Station, L into Bahnhofplatz to Kornhausstrasse. Crossover opp. Rathaus into Poststrasse, 1st R into Schützengasse, store on R.

Opening Hours: Mo. 13.30-18.30; Tu.-Fr. 09.00-12.30 13.30-18.30; Sa. 09.00-16.00.

Stock: Large store with extensive range of O, HO, HOm, N & LGB. ACME; Bemo; Brawa, Electrothron; Fulgurex; Fleischmann; hag; Jouef; KombiModell; Lux; LS Modells; Lima; Märklin; Metropolitan; NMJ; Piko; Roco; Trix; Virtrans Modells.

Shop: Bercher + Sternlicht.

Location: Spalenberg 45, CH-4051 Basel.

Directions: From SBB Station Tram 8 (Dir. Neuwilerstrasse) or 11 (Dir. St Louis Grenze) to Marktplatz, then on S side into Huttgasse and climb uphill into Spalenberg, where store is on L near top.

Opening Hours: Mo. Closed. Tu.-Fr. 10.00-12.15 13.15-18.30; Sa. 09.00-12.15 13.15-17.00

Stock: Narrow, but deep store on two floors with a vast range too large to list individual brands. Gauges from Z to G.

See article in *Swiss Express* December 2014. Good English language website.

Shop: Roundhouse Modelleisenbahnen

Location: Birmensdorferstrasse 101, CH-8003 Zürich.

Directions: From Zürich Huptbahnhof Tram 14 (Dir. Triemli) to Bahnhof Wiedikon tramstop. Walk in same direction as tram and shop is 100m on L. This store is a short walk from 'M.Neisser'.

Opening Hours: Mo.-We. 17.00-18.30; Th. 16.00-20.00; Fr. Closed; Sa. 09.30-17.00.

Stock: Extensive range in most gauges. ACME; Bemo; Brawa; Flieshman; Fulgarex; Hag; KombiModell; Liliput; Märklin; Piko; Roco; Trix; Ruco; weinnert; Lemke; Kato; Hobbytrain; Gunther; Navemo (tram models). Swiss Railway Books.

Shop: M.Neisser Modelleisenbahnen.

Location: Birmensdorferstrasse 38, CH-8004 Zürich.

Directions: From Zürich Huptbahnhof Tram 14 (Dir. Triemli) to Werd tramstop. Walk in same direction as tram and shop is 50m on R. This store is a short walk from 'Roundhouse'.

Opening Hours: Mo. 14.00-18.30; Tu.-Fr. 09.00-12.30 14.00-18.30; Sa. 09.00-16.00.

Stock: Gauges from Z to 1. Bemo; Fulgurex; Fleischman; Hag; Lima; KombiModell; Märklin; Piko; Roco; Navemo (tram models). 